

**City of Dublin  
Division of Police**

**2007  
Annual  
Report**



CITY OF DUBLIN.

# DUBLIN DIVISION OF POLICE

## ANNUAL ACTIVITY SUMMARY

January - December 2007

### *Calls for Service:*

<b>Total Calls for Service:</b> 60,100	<b>Total Calls w/o Foot Patrol, Traffic Stops &amp; Courtesy Calls*:</b> 25,799				
<b>Calls by District</b>					
<b>District 1</b>	<b>District 2</b>	<b>District 3</b>	<b>District 4</b>	<b>District 5</b>	<b>District 0 •</b>
14,726	10,758	6,470	16,491	10,088	1,567
4,762*	4,586*	4,321*	6,557*	4,635*	938*
<i>911 Calls: 11,433</i>					
<b>Workload Analysis Information for Districts 1 through 5*</b>					
<i>Total Calls for Service: 24,861    Average Response Time: 5 minutes</i>					
<i>Average Total Time to Handle Calls: 23 minutes</i>					
*does not include traffic stops, foot patrols & courtesy calls					
• this district tracks all mutual aid calls to other jurisdictions or activity that occurs outside the city					

### *Offense Reports:*

Part I Crimes: 792	Part II Crimes: 551	Other: 346
<b>Total Offense Reports for January – December 2007: 1,689</b>		

### *Traffic & Criminal Citations*

Traffic Total: 7,224	Criminal Total: 121
Municipal Code: 6,824	
Ohio Revised Code: 277	
Parking Citations: 123	

### *Arrests:*

Number of Adults Arrested: 423	Number of Juveniles Arrested: 235
<b>Total Arrests January – December 2007: 658</b>	

### *Arrest Charges:*

Adult: 620	Juvenile: 312
<b>Total Charges January – December 2007: 932</b>	

### *Accidents Reports:*

Property Damage: 518	Injury: 273	Private Property: 100
<b>Total Accident Reports January – December 2007: 891</b>		

# DUBLIN DIVISION OF POLICE

## ACTIVITY SUMMARY October - December 2007

### *Calls for Service:*

<b>Total Calls for Service:</b> 12,867	<b>Total Calls w/o Foot Patrol, Traffic Stops &amp; Courtesy Calls*:</b> 5,797				
<b>Calls by District</b>					
<b>District 1</b>	<b>District 2</b>	<b>District 3</b>	<b>District 4</b>	<b>District 5</b>	<b>District 0 •</b>
3,182	2,619	1,163	3,482	2,047	374
1,122*	1,059*	849*	1,434*	1,073*	260*
<i>911 Calls: 5,480</i>					
<b>Workload Analysis Information for Districts 1 through 5*</b>					
<i>Total Calls for Service: 5,537      Average Response Time: 5 minutes</i>					
<i>Average Total Time to Handle Calls: 25 minutes</i>					
*does not include traffic stops, foot patrols & courtesy calls					
• this district tracks all mutual aid calls to other jurisdictions or activity that occurs outside the city					

### *Offense Reports:*

Part I Crimes: 276	Part II Crimes: 163	Other: 88
<b>Total Offense Reports for October - December 2007: 527</b>		

### *Traffic & Criminal Citations*

Traffic Total: 1,348	Criminal Total: 14
Municipal Code: 1,272	
Ohio Revised Code: 65	
Parking Citations: 11	

### *Arrests:*

Number of Adults Arrested: 84	Number of Juveniles Arrested: 44
<b>Total Arrests October - December 2007: 128</b>	

### *Arrest Charges:*

Adult: 131	Juvenile: 53
<b>Total Charges October - December 2007: 184</b>	

### *Accidents Reports:*

Property Damage: 163	Injury: 74	Private Property: 27
<b>Total Accident Reports October - December 2007: 264</b>		

**Please see remainder of report for more detailed information.**

# Authorized Strength – 2007

## Full-Time Personnel

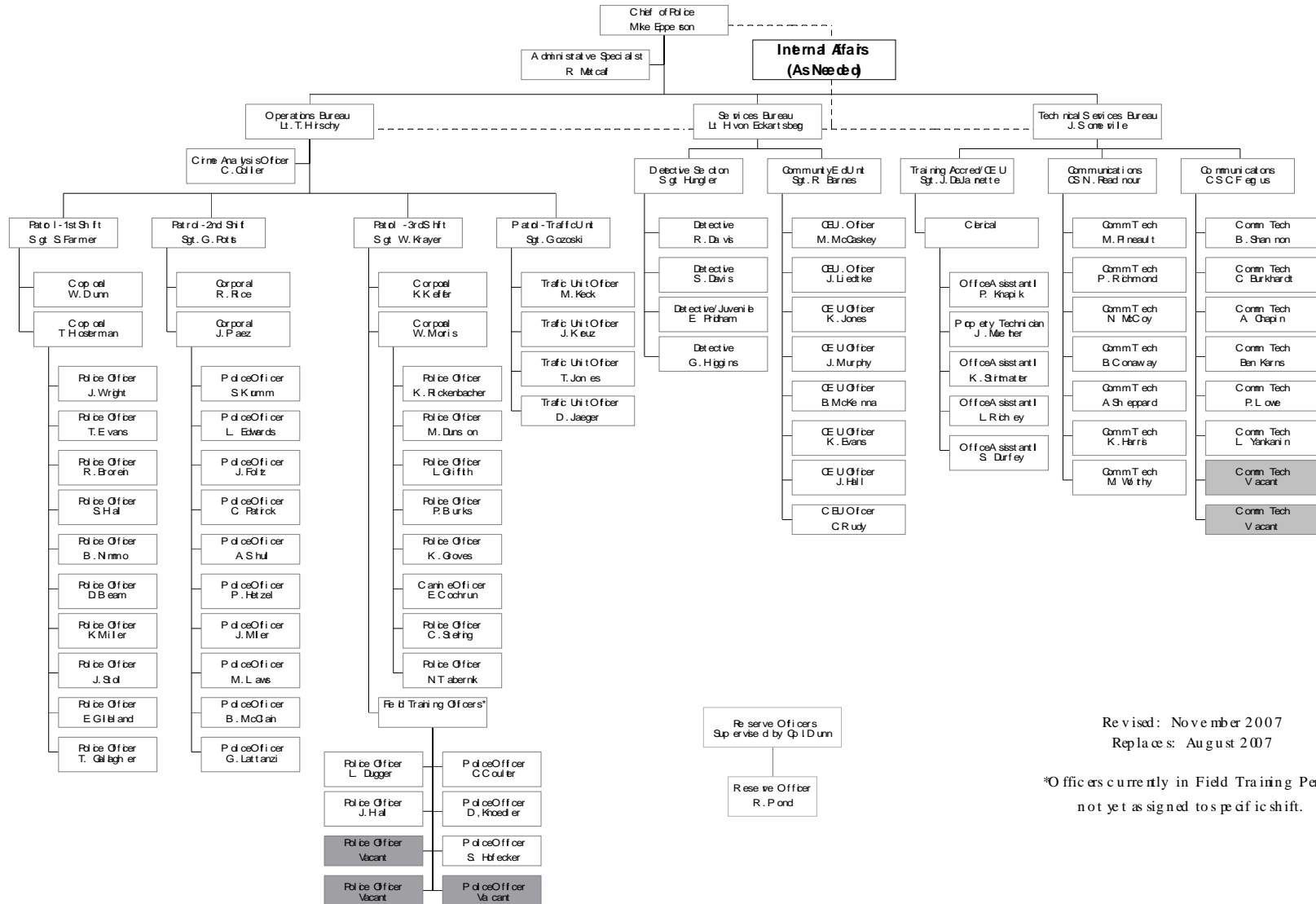
STAFFING TABLE	SWORN Authorized 69					CIVILIAN Authorized 23				
	Chief	Lt	Sgt	Cpl	Police Officer	Tech Svcs Commander	Comm Supvsr	Comm Tech	Exec Asst	Clerical
<b>Number Authorized</b>	1	2	7	6	53	1	2	14	1	5
<b>Number Actual</b>	1	2	7	6	50*	1	2	12*	1	5
<b>Office of the Chief</b>	1								1	
<b>Operations Bureau</b>										
Commander		1								
Patrol Sergeant			3							
Traffic Unit Sgt			1							
Corporal				6						
Patrol Officer					27*					
Canine Officer					1					
Crime Analysis Officer					1					
Traffic Unit Officer					4					
Officer(s) in Training					5					
<b>Services Bureau</b>										
Commander		1								
Detective Sergeant			1							
Detective					3					
Juvenile Officer					1					
Community Ed Unit Sgt			1							
Community Ed Unit Officer					8					
<b>Technical Services Bureau</b>										
Commander						1				
Training/Accreditation Sgt			1							
Comm Supervisor							2			
Comm Technician								12*		
Accounting Technician										1
Property Technician										1
Clerical Specialist II										3

\*Below Authorized Staffing Level

## RESERVES

<b>Number Authorized</b>	10
<b>Number Actual</b>	1
Reserve Officer	1

# City of Dublin - Division of Police Organizational Chart - Standard 11.1.2



Revised: November 2007

Replaces: August 2007

\*Officers currently in Field Training Period  
not yet assigned to specific shift.

# PERSONNEL HIGHLIGHTS 2007

<b>New Personnel</b>	<b>Hire Date</b>
• Kristopher Harris, Communications Technician	7/9/2007
• Megan Worthy, Communications Technician	7/9/2007
• Lynn Dugger, Police Officer	8/6/2007
• Christian Coulter, Police Officer	8/20/2007
• Joel Hall, Police Officer	8/21/2007
• David Knoedler, Police Officer	8/22/2007
• Sarah Hofecker, Police Officer	8/23/2007

<b>Selection Process</b>	<b>Appointment</b>	<b>Appointment Date</b>
• David Jaeger	Traffic Unit Officer	1/29/2007
• Jeff Hall	School Resource Officer	9/4/2007
• Chuck Rudy	School Resource Officer	12/3/2007

<b>Resignations/Retirements/ Reassignment</b>	<b>Hire Date/Assignment Date</b>	<b>Exit Date/Reassignment Date</b>
• Officer Eric Walden	8/21/2001	1/8/2007 Resigned
• CT Anita Rodgers	11/27/2006	2/1/2007 Resigned
• CT Monica Blakesley	12/30/2001	3/1/2007 Resigned
• Officer Nicholas Hastings	8/22/2006	4/28/2007 Resigned
• Officer Stephen Beil	8/19/1998	5/31/2007 Retired
• CT Rhonda Lambert	10/14/2001	7/31/2007 Resigned
• Detective Tom O'Malley	2/1/1982	8/14/2007 Retired
• Reserve Officer Gary Tolhurst	5/1/1982	9/14/2007 Resigned
• Officer Chris Rieman	8/22/2006	9/25/2007 Resigned
• Officer Marc Mattmiller	5/9/1997	11/2/2007 Retired

## Internal Affairs Investigations

In 2007 four (4) internal affairs investigations were conducted by our agency. Compared to 2006, there were zero (0) internal affairs investigations. The circumstances of these investigations follow. The first investigation was initiated from a citizen complaint involving the Misuse of LEADS. A thorough investigation did indicate improper use of LEADS and the officer involved was disciplined. The next investigation was initiated from a citizen complaint of demeanor. The investigation did not reveal sufficient evidence to support the citizen's complaint therefore the investigation was closed with a disposition of Insufficient Evidence. The basis for the third investigation was a complaint filed by an employee against another employee for creating a hostile work environment. A thorough investigation into the allegation was conducted but could not be substantiated, therefore the investigation was closed with a disposition of Unfounded. At the time of this report, the investigation into the fourth complaint had not been completed.

### Internal Affairs Investigations by Employee Status:

*January – December 2007*  
Sworn: 4 Civilian: 0

### ***Analysis and Conclusions:***

Analysis of the four (4) investigations did not identify a pattern of employee or misconduct. In addition, no analysis could be conducted comparing the complaints received in 2006 to 2007 as there were no investigations conducted in 2006.

## **Formal Complaints**

In 2007 there were three (3) formal complaints filed, one which involved three sworn personnel of the Division of Police. The circumstances surrounding these complaints were as follows: First complaint – Demeanor; Second complaint – Excessive Use of Force (three officers involved); Third complaint – Demeanor. Thorough investigations were conducted into each complaint. The results of those complaints follow – First complaint – Unfounded-Officer Exonerated; Second complaint – Unfounded-All Officers Exonerated; Third complaint – Unfounded-Officer Exonerated. In comparison to the previous year, there were two (2) complaints filed against employees, one which involved two sworn employees.

### **Complaints by Employee Status:**

**Formal Complaints**  
**January – December 2007**  
Sworn: 5 Civilian: 0

### ***Analysis and Conclusions:***

A review of all complaints filed in 2007 did not identify a pattern of employee or misconduct. In addition, comparing the complaints received in 2007 to the complaints in 2006, there was no identifiable pattern of employee or misconduct identified.

## **Grievances**

In 2007 there were zero (0) grievances filed by employees. In 2006 there were two (2) grievances filed by employees relating to Refusal of Sick Time Conversion Pay and Denial of Light Duty Status.

### ***Grievances by Employee Status:***

**January – December 2007**  
Sworn: 0 Civilian: 0

### ***Analysis and Conclusions:***

No analysis could be conducted comparing 2007 to 2006 as no grievances were filed in 2007.

## **Use of Force**

Use of force reports are used to document bodily force by means of a defensive tactic or technique or any other bodily force to overcome resistive tension. Minor hand to hand control techniques, such as handcuffing, physically touching, or gripping to overcome minor resistive tension, shall be reported on an incident report or narrative of the arrest form. Use of force reports are also used to document the use of a less lethal weapon. Any bodily force or use of a less lethal weapon resulting in an injury must be reported on a use of force report.

### **January - December 2007**

#### ***Type of Incident Requiring Use of Force:***

Necessary to Effect Arrest: 5  
Necessary to Defend Officer: 1  
Other: 0

#### ***Disposition:***

Force Necessary: 6  
Force Unnecessary: 0

In 2007, the Dublin Division of Police reported a total of six (6) use of force incidents. The six (6) use of force incidents resulted in nine (9) individual use of force reports being filed. This is due to more than one officer using force out of a single incident.

Of the six (6) use of force incidents in 2007, the following is a break down of the level of resistance encountered as identified in the use of force reports: not responding to commands (all 6 incidents),

presenting physical danger cues (5 incidents), pulling away from officer (5 incidents), presenting verbal danger cues (3 incidents), refusing to move/dead weight (3 incidents), wrestling with officer (1 incident), and kicking officer (1 incident).

Of the six (6) use of force incidents in 2007, the subject/suspect was suspected of being under the influence of drugs or alcohol in four (4) incidents and/or mental stress/instability in two (2) incidents. Comparatively, of the nine (9) use of force incidents in 2006, the subject/suspect was suspected of being under the influence of drugs or alcohol in seven (7) incidents and/or mental stress/instability in four (4) incidents. The numbers will not match up due to some reports having more than one description for the suspect or none being marked on the report. Data from 2005 and 2004 was not immediately available.

Of the six (6) use of force incidents in 2007, the subject/suspect suffered injuries in four (4) of the incidents (all injuries were minor in nature; i.e. cuts, scrapes, abrasions, etc.). All either did not require medical treatment or were treated and released by a medic. Of the six (6) use of force incidents in 2007, officers were injured in three (3) of the incidents. These injuries were minor in nature (i.e. scrapes, cuts, soreness, etc.). Officers either did not require treatment or were treated and released by a medic. The numbers may not match up due to some incidents having or involving more than one officer.

Of the six (6) use of force incidents in 2007, five (5) were documented as necessary to effect arrest, two (2) were documented as necessary to defend reporting officer, and one (1) was documented as other (preventing a suicidal subject from fleeing and/or harming himself or others). Of the six (6) use of force incidents in 2007, the suspect was subsequently arrested/charged in six (6) incidents. The numbers may not match up due to some reports having more than one reason for use of force.

***Analysis and Conclusions:***

In reviewing the six (6) use of force incidents that occurred in 2007, it is clear that all our policies regarding use of force were followed. All six (6) use of force incidents were correctly reported, investigated, and reviewed by the chain of command. All six (6) use of force incidents were classified as force necessary, reasonable, and consistent with policy. This information will be forwarded to the defensive tactics instructors and firearms instructors for their review and consideration for training purposes.

It should be noted that this use of force analysis is used to assist in making decisions in regards to the training curriculum for defensive tactics and firearms. Based on the analysis of 2007 use of force incidents, I believe the current defensive tactics program is appropriate and should be continued in its current format. The defensive tactics program incorporates: use of handcuffing, OC spray, ASP baton, Taser, use of force policy review, and other defensive tactics techniques (primarily takedowns, escorts, and balance displacement which is based on our current and past use of force analysis). Due to the Taser accidental discharges in 2007, the fact that this is still a new less lethal weapon system for our police division, and after consulting with our Taser training instructors, a decision was made to re-schedule the Taser training in 2008 from the fall in-service date (October 2008) and move it up to the spring in-service date (February 2008).

# DIVISION ACTIVITY

## Goals & Objectives Update

January – December 2007

<b>1</b>	<b><i>Maintain a low level of crime throughout the city.</i></b>
----------	--

### **OPERATIONS BUREAU OBJECTIVES**

#### **PATROL**

**2007-101** Maintain a low level of thefts from vehicles throughout the city (189 or less).

Not accomplished In 2007, there were approximately 305 thefts from vehicle reports filed.

**2007-102** Maintain a low level of residential burglaries and commercial B&E throughout the city (151 or less).

Accomplished In 2007, there were approximately 144 burglary/B&E reports filed.

**2007-103** Resolve and/or reduce crime in problematic locations as identified through crime analysis and/or supervisory direction.

Accomplished Between June 18 to July 2, 2007, extra patrols and directed patrols were utilized by second and third shift patrol in various neighborhoods in the D-3, D-5, D-4, and D-1 residential areas of Dublin in an effort to “target harden” vehicles and residences through crime prevention tactics as well as apprehend theft from vehicle suspects. Members from patrol (all three shifts), TEU, and CEU participated in these extra and directed patrols. High visibility, theft prevention notices, bicycles, motorcycle, stationary surveillance, and unmarked vehicles were utilized. Detectives were assigned these thefts from an investigative perspective. A sudden decrease was observed in this theft from vehicle trend in late June to early July. Detectives through investigation were able to identify one adult and eight juveniles who admitted to participating in hundreds of thefts from vehicles in the Dublin area.

In May and June of 2007, first shift and the traffic enforcement unit put together an action plan designed to address thefts from vehicles in a few highly targeted areas (Ashland parking lot and the Dublin Community Recreation Center) during specified targeted times (i.e. late first shift and into shift change). High visibility, business checks, theft prevention notices, communication with Ashland security, community with DCRC staff, stationary surveillance, and unmarked vehicles were utilized. Thefts in this area stopped after the action plan was concluded. The investigation of the incidents and a lead on possible suspects reference the activity at the Ashland parking lot were turned over to the Detective Section for follow-up.

In June, second shift patrol implemented an action plan to address theft from vehicle issues occurring on shift. The targeted areas were based on the most recent theft activity at the time. High visibility and theft prevention notices were utilized as well as the use of bicycles and motorcycles. The locations targeted included: Nationwide/Marriott N.W., Britton Park Apartments, Homewood Suites, Ashland Chemical, Perimeter Loop/Hospital Drive, Coventry Woods, and the Tuller Road Hotels. Theft from vehicle activity decreased the following month.

In June, third shift patrol implemented an action plan to address theft from vehicle issues occurring on shift. Third shift patrol’s strategy included assigning one officer to a theft prevention detail between the hours of 0100 and 0400 on Thursdays, Fridays, and Sundays. These were the reported hours and days with the most theft activity. The assigned officer would spend the time patrolling the hotel lots, Britton Woods apartments, Tuller Rd businesses and the neighborhoods in D4. The officer was expected to conduct heavy theft prevention notice activity and initiate any activity associated with thefts (i.e. suspicious person contacts, suspicious vehicle contacts, etc.). The assignment was rotational and was at times split into 2 - 2 hours blocks. Theft activity decreased the following month.

*In August, a crime prevention project was initiated at the skate park in Coffman Park during second shift hours. The general issues to be addressed were a public perception of: underage tobacco usage, littering, and drug activities. In the past, other issues of public concern there included: disorderly conduct, vandalism, fighting, etc. The project involved the district officer, bicycle trained officers on second shift, and the canine officer. The project strategy involved a problem solving oriented approach that included, but was not limited to: 1) highly visibility, 2) discussing the concerns with the patrons, 3) discussing our goal for the skate park to be a family fun and friendly area where kids are encouraged to skateboard, not smoke, litter, use drugs, intimidate other kids, or act disorderly, and 4) enforcement action for visible violations of the law contributing to the issues. The skate park project was conducted from August 17, 2007 until October 31, 2007 (75 days). The project entailed an increased police presence in and around the skate park to address issues of underage tobacco use, littering, and drug activities. The hours of operation were generally from 1500 hours until dark each day over the 75-day period. During the project in 2007, there were 40 official warnings (code w) documented, mostly related to underage possession of tobacco and park hours. There were 8 total arrests: 1 felonious assault, 3 vandalisms, 3 possession of tobacco, and 1 drug offense. In comparison with 2006, there were zero (0) self-initiated charges filed. Citizen initiated call for service activity for the same time period (8/17 to 10/31) consisted of 5 CFS in 2006 and was reduced to 4 CFS in 2007. This represents a 20 decrease, but since we are dealing with small numbers, we would expect larger percentage changes. As noted above, criminal charges increased from 0 in 2006 to 8 in 2007.*

## **CRIME ANALYSIS**

**2007-104** Identify evolving and existing crime patterns/trends and communicate this information to all division components.

*Accomplished The crime analysis function has issued the following crime alerts on crime patterns/trends:*

*1/30/2007 - Catalytic Converter Thefts from Ashland*

*2/2/2007 - Eyeglass Thefts and Attempted Thefts*

*2/13/2007 - Britton Woods Thefts from Vehicles*

*5/14/2007 - May Thefts from Auto*

*6/6/2007 - Theft from Vehicle Data provided to shift supervisors*

*6/15/2007 - Vehicle Vandalism*

*6/27/2007 - Thefts from Vehicles Suspects*

*In addition, the crime analysis function provided weekly and monthly trend reports.*

**2007-105** Work with PIO to distribute education materials to potential targets, the public, and/or the media concerning crime issues.

*Accomplished The crime analysis function has worked with community relations to share the following information on the city's website:*

*- Weekly Crime Data*

*- Weekly Crime Maps*

*- Public Crime Alerts*

*In addition, the crime analysis function has provided the following material to the public:*

*Bi-Weekly traffic enforcement target zones published on the city-s website.*

*Crime mapping for Neighborhood Watch groups.*

*2/2/2007 – Introduction letter and district officer map sent to civic associations.*

*3/21/2007 – Press Release for I-270 N/B Closure due to a serious traffic crash.*

*4/6/2007 – Press release and news article on changes in the teenage traffic laws.*

*4/26/2007 – Article in Dublin Villager about crime prevention (i.e. closing garage doors).*

*5/19/2007 – Cardinal Health request for crime activity data in parking lot areas.*

*6/18/2007 – GeoCast conducted in sections of D-5 reference on-going theft from vehicle issues.*

*6/28/2007 – Release on theft from vehicle issues sent to all Dublin neighborhood watch groups.*

*6/28/2007 – GeoCast conducted in D-3 reference on-going theft from vehicles issues.*

*6/28/2007 – E-mail & telephone notifications to Dublin civic associations about theft from vehicle issues.*

*6/29/2007 – Information posted on website and 1610 AM (RSS) reference theft from vehicle issues.*

*7/2/2007 – Crime Alert to the Public on the City's Website.*

8/17/2007 – Sheffield Meadows Civic Association request for crime data and crime mapping.

10/30/2007 - Crime mapping and data for a citizen initiated request.

11/21/2007 – A crime prevention flyer was distributed to schools, civic associations, churches, businesses, and neighborhood watch groups.

12/24/2007 – In conjunction with the Detective Section a GeoCast was broadcasted to local Dublin churches in reference to break-ins.

## **SERVICES BUREAU OBJECTIVES**

### **DETECTIVES**

**2007-106** Conduct documented monthly visits to area resale shops for stolen property listed with our agency.

Not Accomplished With the rash of thefts from motor vehicles in the last quarter of the year there were a number of cases where conversations between DPD and Pawn Shop Squad to check various names through their listing of people pawning items, especially laptops and GPS units. Pawn Shops directly checked by DPD personnel include Central Point Pawn, Buckeye Pawn Shop on Central Avenue. Throughout the year we communicated with CPD Pawn Shop Squad specific information on the following: 3/5/07 – 18 cases; 4/17/07 – 46 cases; 5/9/07 – 41 cases; 6/6/07 – 51 cases.

**2007-107** Develop an additional five active confidential informants in 2007 each resulting in a successful case clearance for our agency or other criminal justice entity.

Not Accomplished Finished the year with a total of four confidential informants added to our list. Three of these informants are still working to set up narcotics purchases. One of the informants was anticipated to be able to infiltrate a known narcotics location however that arrangement did not come to fruition. In addition to these four we have also turned over one individual to the DEA who is assisting in their investigations.

**2007-108** Achieve a 40% successful case clearance rate on an annual basis for each investigator and for the detective section.

Not Accomplished Finished the year with a successful clearance rate of 30.9% for the unit.

**2007-109** Assign at least 12% of reported criminal cases for investigation by detectives. (This objective to be reviewed at mid-year).

Not Accomplished Ended the year with 10% of all reported criminal cases assigned to detectives for investigation..

**2007-110** Develop at least 10 proactive drug investigations targeting drugs most commonly used by Dublin youth.

Not Accomplished We conducted a total of six proactive narcotics investigations.

### **COMMUNITY EDUCATION UNIT**

**2007-111** Deliver crime prevention programs in the community, i.e., Safe Escape, Personal Defense Program, and CyberSafe to increase community awareness and reduce criminal opportunity.

Accomplished.

-StreetSafe delivered each month with average class size of 10.

-PROTECT Classes delivered at all high schools, and to community groups.

-DARE Classes delivered as scheduled at all grade levels (1,300+)

-Police Intern completing research/work on a youth version of CyberSafe

-Working to update PD website link with detailed information on programs to increase awareness and delivery.

-Safe Escape Classes delivered at DCRC with average class size of 27.

-Participated in City of Dublin Safety City

(2006-07 school year)

-312 crime prevention details completed in the schools.

-408 meetings with school staff

-183 meetings with students and 29 student counseling sessions

-138 extra-curricular events attended by officers

**2007-112** Reduce the overall incidence of thefts (below 85) and assault/fighting incidents (below 30) in schools in 2007 over 2006 totals.

*Accomplished (thefts: 71) Not accomplished (assaults: 37)*

*-SRO's have published information and guidance on theft assaults in the schools to include; email soliciting teacher/ staff support posting theft prevention posters.*

*-SRO's reporting and investigating crime-identifying prevention opportunities.*

*-Unit meetings held to discuss and set strategy.*

*-Anti-theft posters, announcements, briefs delivered to students and staff in schools.*

*-Incorporating patrol officers into schools to increase presence and response.*

*-Collaborated with school officials to increase camera use in schools.*

*(2006-07 school year)*

*-111 law related classes delivered at various grade levels.*

*-50 juvenile and 7 adult arrests made in schools.*

## **TECHNICAL SERVICES BUREAU OBJECTIVES**

### **COMMUNICATIONS**

**2007-113** Actively work warrants by making phone contact with the wanted person and encouraging them to turn themselves in or work with the court to clear the warrant.

*Not Accomplished The goal of the warrant team was to make an average of 30 warrant contacts per month and clear 30 warrants by years end through those efforts. The team failed the goal, only making an average of 21.3 contacts per month and clearing only 25 warrants.*

**2007-114** Develop and implement a system to identify habitual 36C locations and use alternative methods of notification to encourage compliance

*Not Accomplished CS Fergus was assigned the implementation of this goal. Prior to implementation, she conducted an analysis of the 36Cs issued in the previous 12 months. The data indicated that less than 2 percent of the addresses contact had more than 2 notifications in a year. It was decided that this goal would be abandoned.*

**2007-115** Create crime trend notification scenarios in DECS.

*Accomplished The DECS team has created 7 crime trend notification scenarios: Banks; DVC Businesses; Tuller Road Hotels; Pharmacies; Churches; Schools. These scenarios are pre-programmed to call all phones in that given demographic and deliver notifications of any type. During 2007, the DECS system was used to send three crime alert scenarios: Feb – Domestic Violence Suspect; Sept – Fleeing Drug Suspect; Dec – Burglaries at Churches.*

### **RECORDS**

**2007-116** Complete all CRIME related data entry by the second work day of each new month.

*Accomplished This goal has been achieved for each month of the year.*

**2007-117** Develop the technology and process that allows residents submit house watch information via the internet.

*Accomplished The on-line ability for residents to input house watch requests and cancellations was placed on the city's web page on November 27th. Since implementation, 44 house watch requests have been submitted via the web page.*

**2007-118** Complete and distribute crime and officers activity analysis reports by the seventh day of each month.

*Accomplished This goal was achieved for each month Records was assigned to complete this duty. Early in 2007, this duty was re-assigned to the crime analyst.*

## **DIVISIONWIDE OBJECTIVE**

**2007-119** Respond to significant crime issues or trends by rapidly establishing and deploying necessary resources to resolve or reduce the problem.

*Accomplished Between June 18 to July 2, 2007, extra patrols and directed patrols were utilized by second and third shift patrol in various neighborhoods in the D-3, D-5, D-4, and D-1 residential areas of Dublin in an effort*

to "target harden" vehicles and residences through crime prevention tactics as well as apprehend theft from vehicle suspects. Members from patrol (all three shifts), TEU, and CEU participated in these extra and directed patrols. High visibility, theft prevention notices, bicycles, motorcycle, stationary surveillance, and unmarked vehicles were utilized. Detectives were assigned these thefts from an investigative perspective. A sudden decrease was observed in this theft from vehicle trend in late June to early July. Detectives through investigation were able to identify one adult and eight juveniles who admitted to participating in hundreds of thefts from vehicles in the Dublin area.

In May and June of 2007, first shift and the traffic enforcement unit put together an action plan designed to address thefts from vehicles in a few highly targeted areas (Ashland parking lot and the Dublin Community Recreation Center) during specified targeted times (i.e. late first shift and into shift change). High visibility, business checks, theft prevention notices, communication with Ashland security, community with DCRC staff, stationary surveillance, and unmarked vehicles were utilized. Thefts in this area stopped after the action plan was concluded. The investigation of the incidents and a lead on possible suspects reference the activity at the Ashland parking lot were turned over to the Detective Section for follow-up.

In June, second shift patrol implemented an action plan to address theft from vehicle issues occurring on shift. The targeted areas were based on the most recent theft activity at the time. High visibility and theft prevention notices were utilized as well as the use of bicycles and motorcycles. The locations targeted included: Nationwide/Marriott N.W., Britton Park Apartments, Homewood Suites, Ashland Chemical, Perimeter Loop/Hospital Drive, Coventry Woods, and the Tuller Road Hotels. Theft from vehicle activity decreased the following month.

In June, third shift patrol implemented an action plan to address theft from vehicle issues occurring on shift. Third shift patrol's strategy included assigning one officer to a theft prevention detail between the hours of 0100 and 0400 on Thursdays, Fridays, and Sundays. These were the reported hours and days with the most theft activity. The assigned officer would spend the time patrolling the hotel lots, Britton Woods apartments, Tuller Rd businesses and the neighborhoods in D4. The officer was expected to conduct heavy theft prevention notice activity and initiate any activity associated with thefts (i.e. suspicious person contacts, suspicious vehicle contacts, etc.). The assignment was rotational and was at times split into 2 - 2 hours blocks. Theft activity decreased the following month.

In August, a crime prevention project was initiated at the skate park in Coffman Park during second shift hours. The general issues to be addressed were a public perception of: underage tobacco usage, littering, and drug activities. In the past, other issues of public concern there included: disorderly conduct, vandalism, fighting, etc. The project involved the district officer, bicycle trained officers on second shift, and the canine officer. The project strategy involved a problem solving oriented approach that included, but was not limited to: 1) highly visibility, 2) discussing the concerns with the patrons, 3) discussing our goal for the skate park to be a family fun and friendly area where kids are encouraged to skateboard, not smoke, litter, use drugs, intimidate other kids, or act disorderly, and 4) enforcement action for visible violations of the law contributing to the issues. The skate park project was conducted from August 17, 2007 until October 31, 2007 (75 days). The project entailed an increased police presence in and around the skate park to address issues of underage tobacco use, littering, and drug activities. The hours of operation were generally from 1500 hours until dark each day over the 75-day period. During the project in 2007, there were 40 official warnings (code w) documented, mostly related to underage possession of tobacco and park hours. There were 8 total arrests: 1 felonious assault, 3 vandalisms, 3 possession of tobacco, and 1 drug offense. In comparison with 2006, there were zero (0) self-initiated charges filed. Citizen initiated call for service activity for the same time period (8/17 to 10/31) consisted of 5 CFS in 2006 and was reduced to 4 CFS in 2007. This represents a 20 decrease, but since we are dealing with small numbers, we would expect larger percentage changes. As noted above, criminal charges increased from 0 in 2006 to 8 in 2007.

2	<b>Maintain a low level of traffic crashes occurring in the city and respond effectively to other traffic concerns.</b>
---	---

## **OPERATIONS BUREAU OBJECTIVES**

### **PATROL**

**2007-201** Maintain a low level of traffic crashes in the top 7 traffic crash corridors (320 or less).

Not accomplished In 2007, there were approximately 349 traffic crash reports in the top 7 traffic crash corridors.

**2007-202** Increase the number of division wide OVI related arrests (161 or greater).

Accomplished In 2007, the police division made approximately 193 OVI arrests.

### **TRAFFIC ENFORCEMENT UNIT**

**2007-203** Reduce speeds in those areas which warrant a TEU project response.

Accomplished.

Holt Road: The speeds on Holt Road had increased in 2007 to an unacceptable level. Residents advised that individuals were driving high performance cars from MAG were using Holt as a test ground for high speed driving. The August 2007 Stealthstat survey indicated speeds as high as 68 mph in the 25 mph zone at 12:30 in the afternoon, which validated the residents concerns. About 70% of the highest speeds were measured from 11:00am to 1:00 pm. The TEU did complete a project on Holt Road between 8/20/07 and 9/07/07 resulting in a significant reduction in speed. On August 20, 2007, Officer Kreuz again contacted the car dealerships and advised them of the new speeding complaints. Stealthstats, Speed Trailers, communication with area car dealerships, and directed traffic enforcement were utilized on Holt Road. The average speed on Holt was reduced by 11.3% to 24.43 MPH and the 85<sup>th</sup> percentile speed was reduced by 9.8% to 32.16 MPH. These speeds have been the lowest recorded since 2004.

Washington Elementary School Zone: From the start of the school year on 8/22/07 through 9/28/07, TEU Officers were assigned to the school zone daily during the morning and afternoon school zone hours. A total of 46 hours of directed enforcement resulted in 0 citations and 6 warnings. The total directed enforcement between 8/22/07 and 11/19/07 was 65.25 hours, resulting in 0 citations and 11 warnings. The main goal of the TEU was to provide high visibility during the first couple months of the school year in the new school zone. The TEU responded to 17 citizen traffic concerns in the area including stop sign violations, speeding, failure to yield the right of way, and pedestrian violations. TEU Officers made personal contact with each complainant including written follow-up. Due to the short length of the school zone, the presence of driver feed back signs, flashing school zone signs, and the nature of many of the complaints (stop sign, FTY, pedestrian violations), speed trailers were not deployed in the area. StealthStat surveys were conducted on 8 occasions during the first two months of the school year. Each survey was a 3-day survey and conducted at locations requested by the City's Division of Engineering. Surveys were set to measure speeds separately during school zone hours and non-school zone hours. Results of surveys were posted on the City website. In short, the results indicated that there were no speeding issues in the area.

Summitview at Trails End: Complaints were received about high vehicle speeds in the area. A stealthstat analysis was conducted (10/23/07 to 10/25/07) and the average speed was 40 MPH and the 85<sup>th</sup> percentile speed was 45 MPH. Speed trailers were deployed into the area and limited traffic enforcement was conducted for a 3-week period (ending on 11/15/07). These actions resulted in a significant decrease in speeds on Summit View Road. The average speed was reduced to only 2 mph over the posted limit (7.5% reduction) and the 85<sup>th</sup> percentile speed was reduced to only 7 mph above the posted speed limit (6.7% reduction).

Rings Road Detour Route: Complaints about speeding and increased traffic were received due to a detour route in the area. The TEU implemented a combined strategy of high visibility in the area, periodic directed enforcement, use of speed trailers, and a media release about the detour route. It was discovered that increased traffic flow in the area was the primary concern rather than actual traffic violations occurring. The combined strategy mentioned above was used to address the traffic flow concerns.

Muirfield Drive at Craigston: A Complaint about speeding was received in the area. A stealthstat analysis was conducted in January (1/23/07 to 1/25/07) and the average speed was 38.37 MPH and the 85<sup>th</sup> percentile speed was 42 MPH. Speed trailers were deployed in the area and limited directed enforcement was utilized. Specifically it was identified that 75% of the high speeds in the area were southbound vehicles and 80% of excessive speeds occurred between 3PM and 6:45PM. The limited directed enforcement was targeted to these areas and times. These actions resulted in a decrease of 2% in the average speed and no change in the 85<sup>th</sup> percentile speed. It was determined that speeds were within reasonable tolerance.

**2007-204** Maintain a low level of traffic crashes in the top 7 traffic crash corridors (320 or less).  
Not accomplished In 2007, there were approximately 349 traffic crash reports in the top 7 traffic crash corridors.

### **CRIME ANALYSIS**

**2007-205** Identify evolving and existing traffic crash patterns/trends and communicate this information to all division components.

Accomplished Weekly traffic crash analysis reports were prepared and disseminated for review. Monthly traffic crash analysis reports were prepared and disseminated for review. First shift supervisors implemented directed enforcement efforts on US Rt. 33 and I-270 based on communicated traffic crash patterns/trends. Second shift supervisors implemented directed enforcement efforts on US Rt. 33 and I-270 based on communicated traffic crash patterns/trends.

### **SERVICES BUREAU OBJECTIVES**

#### **COMMUNITY EDUCATION UNIT**

**2007-206** Complete HS DARE and related lessons promoting safe driving in all three high schools.

Accomplished.

-All DARE Classes delivered as scheduled.

-3 new video programs reviewed for inclusion in DARE and StreetSafe classes.

**2007-207** Deliver the Street Safe Program each month. Analyze program outcomes by October, 2007 to determine its effectiveness.

Accomplished LEADS Survey found 74 youth offenders completed StreetSafe Jan-June 2007 with only 5 repeat offenders.

### **TECHNICAL SERVICES BUREAU OBJECTIVES**

#### **RECORDS**

**2007-208** Complete all crash and citation data by the second day of each new month.

Accomplished This goal was been achieved for each month in 2007

**2007-209** Complete and distribute traffic and citation activity analysis reports by the seventh day of each month.

Accomplished This goal was been achieved for each month in 2007, with the activity placed on CopNET by the deadline.

**2007-210** Cross train all personnel in the Records Bureau in the entry and quality checking of accident reports in CRIMES.

Accomplished This goal has been accomplished.

### **OPERATIONS BUREAU OBJECTIVES**

#### **PATROL**

**2007-301** Complete debriefings with officers involved in critical incidents/major crimes in an effort to identify and correct issues that will improve future performance.

Accomplished.

- May 7, 2007 – Cpl. Morris conducted an after action report on the police response to the fatal traffic crash on US Rt. 33 between Avery and SR 161.
- June 22, 2007 – Cpl. Hosterman conducted a debrief of the US Bank robbery earlier in the day with twelve officer involved in the response.
- October 9, 2007 – Cpl. Dunn completed a written debrief of the DEA investigation where a suspect fled on 9-10-07.
- November 14, 2007 – Lt. von Eckartsberg and Sgt. Farmer conducted a debrief of an attempted armed robbery at Fifth Third Bank (11-13-07).
- November 30, 2007 – Lt. Hirschy and Sgt. Krayer conducted a debrief of a barricade situation at 8185 Dublin Road.
- December 15, 2007 – Sgt. Krayer conducted a debrief of a suicidal and barricaded subject at 5551 Avery Road.

**2007-302** Complete one major exercise per shift/team (i.e. your choice - tabletops, drills, scenarios, functional walk-through, etc.).

Accomplished.

7/5/2007: Functional walk through conducted at Dublin Coffman High School with first shift officers.

7/17/2007: Functional walk through conducted at Glacier Ridge Elementary School with first shift officers.

7/24/2007: Functional walk through conducted at Life Time Fitness with third shift officers.

8/1/2007: Functional walk through conducted at Washington Elementary school with first shift officers.

8/8/2007: Functional walk through conducted at Dublin Scioto High School with first shift officers.

9/13/2007: Functional walk through conducted at Nationwide Insurance with first shift officers.

9/17/2007: Functional walk through conducted at the Dublin Methodist Hospital with second shift officers.

**2007-303** Conduct quarterly deployment drills with officers using the ballistic packages to test their readiness to deploy the equipment.

Not Accomplished.

- First shift completed “tactical gear deployment” drills (i.e. 1/27/07, 4/28/07, 9/21/07, & 11/3/07).
- Second shift has conducted quarterly inspections on: 3/14/07, 3/23/07, 9-25-07 (actual deployment), 9-27-07, and 12-18-07.
- Third shift did not conduct any deployment drills for the first half of 2007. \* Ballistic packages were utilized by on-duty third shift officers on Friday 05/25/07 in order to make entry into a home to arrest a 58A domestic violence suspect who had a 40 in the home (Incident #07-3751). Third shift conducted a quarterly deployment drill on 8-21-07. Ballistics packages were deployed on an actual barricade situation on 11-30-07 and another on 12-15-07.

#### **TRAFFIC ENFORCEMENT UNIT**

**2007-304** Participate in debriefings with officers involved in critical incidents/major crimes in an effort to identify and correct issues that will improve future performance.

Accomplished On Wednesday 11/14/07, Officer Kreuz, Officer Tim Jones and Sgt. Gozowski attended the debriefing of the 11/13/07 attempted armed robbery at Fifth Third Bank. The TEU were involved with perimeter security, canvassing and/or assisting in the search for the suspect.

**2007-305** Complete one major exercise per shift/team (i.e. your choice - tabletops, drills, scenarios, functional walk-through, etc.).

Accomplished TEU members participated in other shift exercises.

**2007-306** Conduct quarterly deployment drills with officers using the ballistic packages to test their readiness to deploy the equipment.

Accomplished TEU Officers participated in a quarterly ballistic deployment drill: 3-15-07, 6-14-07, 9-26-07, & 12/27/07.

### **SERVICES BUREAU OBJECTIVES**

#### **DETECTIVES**

**2007-307** Maintain all crime scene response equipment in working order through documented monthly inspections.

Accomplished.

**2007-308** Plan, conduct, document, and debrief a death investigation response scenario.

Not Accomplished Death investigation policy training was conducted for the Detective Bureau in August of 2007.

**2007-309** Plan, conduct, document, and debrief two moving surveillance scenarios.

Not accomplished While this objective was not accomplished in a "training" setting we did utilize the newly acquired surveillance van as well as rental vehicles on several occasions to conduct both live moving and stationary surveillance details. Case #'s and dates include: 07-2734/4-16-07 moving; 07-7957/11-15-07 moving; 07-7760/11-28-07 moving; 07-7760/12-5-07 moving; proactive stationary surveillance details set up on 12/6/07; 12/7/07; 12/10/07; 12/11/07; and 12/12/07.

**2007-310** Schedule a one week in-service training for detectives with CPD Homicide for "OJT".

Accomplished.

**2007-311** By the end of March, 2007 all detectives must demonstrate proficiency with all crime scene technical equipment.

Not Accomplished.

#### **COMMUNITY EDUCATION UNIT**

**2007-312** Train and equip all CEU members to address critical incidents and serious crime more effectively in schools through completion of individual, and at least two unit training exercises. (Proficiency in deploying ballistic packages will be evaluated in unit training exercises).

Not accomplished (1 training completed)

-Inspection of gear readiness conducted by CEU Supervisor. .

-Training is being planned.

-CEU members completed school building walk-thrus with patrol officers.

-CEU members completed training at conferences in support of increased readiness.

-Single Officer Response Training being planned for the Fall.

**2007-313** Conduct debriefs and after-action reports of incidents at schools, and integrate lessons learned into training and operations.

Accomplished All drills and incidents from 2007 have been documented in debriefs. CEU unit training will include this information.

### **TECHNICAL SERVICES BUREAU OBJECTIVES**

#### **RECORDS**

**2007-314** Staff participation in the agency critical incident drill.

Accomplished The agency drill was redefined to be only the communications center evacuation for which records staff was not needed.

## **COMMUNICATIONS**

**2007-315** Conduct a communications center evacuation drill that includes staff deployment to the mobile command trailer and to Westerville Communications.

Accomplished *This drill was completed on 12/20 @ 1800hrs with great success. The center operated from the back up location at Station 92 for two hours.*

**2007-316** Have each CT participate/observe in a minimum of one school lock down drill.

Accomplished *Every Comm Tech participated in a school lockdown drill.*

**2007-317** Conduct critical incident scenario training using multiple CTs in the scenario.

Accomplished *Every Comm Tech participated in two critical incident scenario drills. One was an amber alert table top drill. The other was a traffic re-route drill.*

**2007-318** Conduct a full scale IDT response (actual or drill) that includes trailer deployment, full use of all trailer resources and truck 9 resources.

Accomplished *The Incident Dispatch Team provided a full scale IDT response, including the trailer and truck 9 during the NAS-T hazardous materials drill on 10/25/07.*

## ***DIVISIONWIDE OBJECTIVE***

**2007-319** Complete QUAD training for all sworn employees.

Accomplished *QUAD training was scheduled and completed in October 2007.*

# DIVISION ACTIVITY

## CALLS FOR SERVICE

### District 1

Includes all areas within the city limits that are south and east of Interstate 270 and west of the Scioto River. Also includes I270 northbound from US 33 westbound ramp up to Sawmill Road.

### District 2

Includes all areas within the city limits that are east of the Scioto River, west of Sawmill Road, south of the Delaware County Line and north of Martin Road. Also includes I270 westbound from Sawmill Road to US 33 and the ramp from I270 southbound to US 33 westbound.

### District 3

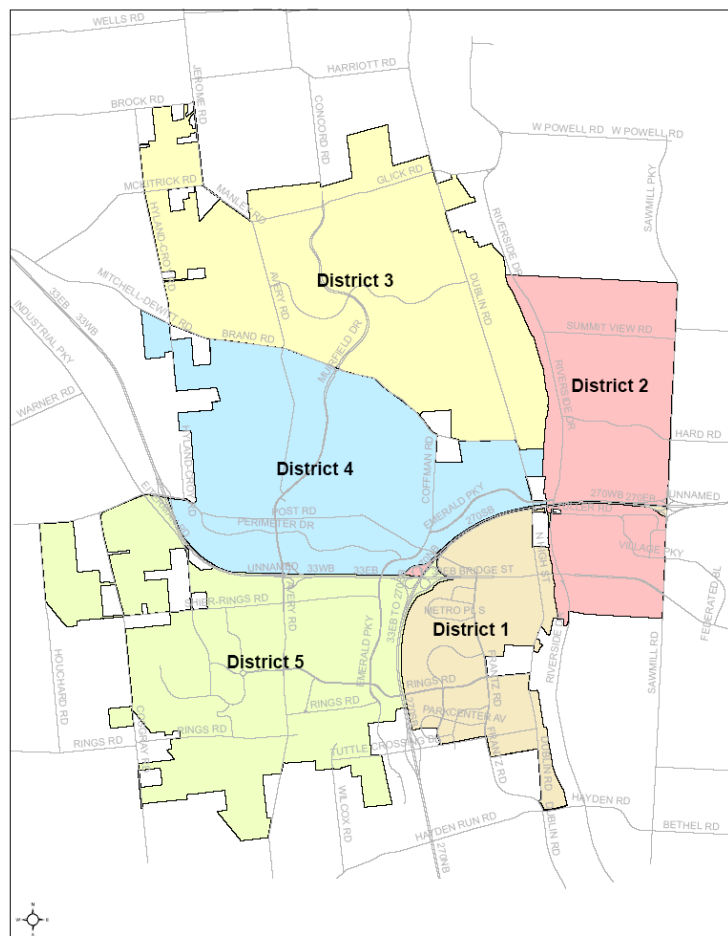
Includes all areas within the city limits that are north of Brand Road and west of the Scioto River. All addresses that are within the city limits on Brand Road including the intersections of Brand Road/Muirfield Drive and Brand Road/Dublin Road are covered by this district.

### District 4

This district includes all areas within the city limits that are south of Brand Road, north of US 33 and west of Interstate I270, Browning Court and Dublin Road. Addresses that are south of Brand Road to the I270 overpass that are within the city limits are part of District 4.

### District 5

This area includes all areas within the city limits that are south of the north edge of US 33 and west of I270. This area also covers both northbound and southbound lanes of I270 between Tuttle Crossing and US 33 and all ramps to and from I270 south of US 33.



**NOTE:** The following is a breakdown of calls for service. They represent initial reports. The number of actual offenses may be different after officer's investigation.

# WORKLOAD ANALYSIS REPORT

## January - December 2007

The January through December 2007 Workload Analysis reflects a total of 24,861 calls for service. This figure does not include traffic stops, foot patrols or courtesy cards initiated by officers or activity occurring in District 0 (calls outside city limits/mutual aid). The average response time for calls was five (5) minutes from the time the call was received by our communications technician until the first responding officer arrived on the scene. The average time to reach a disposition and clear the call was twenty-three (23) minutes.

The Workload Analysis also allows us to track activity levels by hour by day. We analyze this data to determine our staffing levels for patrol shifts. By reviewing our Workload Analysis Graph on the following page, you can see that our busiest hour of activity was between 3PM and 4PM. Two thousand three hundred ninety-five (2,395) calls for service were received during this time frame. The next busiest hour was between 4PM and 5PM when two thousand one hundred eighty-six (2,186) calls for service were received. The ability to obtain this type of data is critical to effectively staff our patrol shifts.

While reviewing this report it is important to note that various factors can influence average response times. "Stacking" of calls where lower priority calls are held so that calls of a more urgent nature can be dispatched and responded to commonly occurs. "Cross dispatching" where an officer is dispatched out of district to a call will also increase response time. Low priority calls that are received during roll call/shift change negate an immediate response from patrol officers thus increasing response times.

As a matter of practice, we like to keep our average response time for all calls occurring inside the City under ten (10) minutes. As previously stated, there are certain incidents where that becomes impossible. However, our goal is realistic and as demonstrated by the January through December 2007 report, was met. The following is a break down of calls for service by district with the overall total calls, average response time and average time to resolve the call:

### District 1 Totals

4,762 Calls for Service  
 5 minute average response time  
 24 minute average time to resolve call

### District 4 Totals

6,557 Calls for Service  
 5 minute average response time  
 23 minute average time to resolve call

### District 2 Totals

4,586 Calls for Service  
 5 minute average response time  
 26 minute average time to resolve call

### District 5 Totals

4,635 Calls for Service  
 5 minute average response time  
 22 minute average time to resolve call

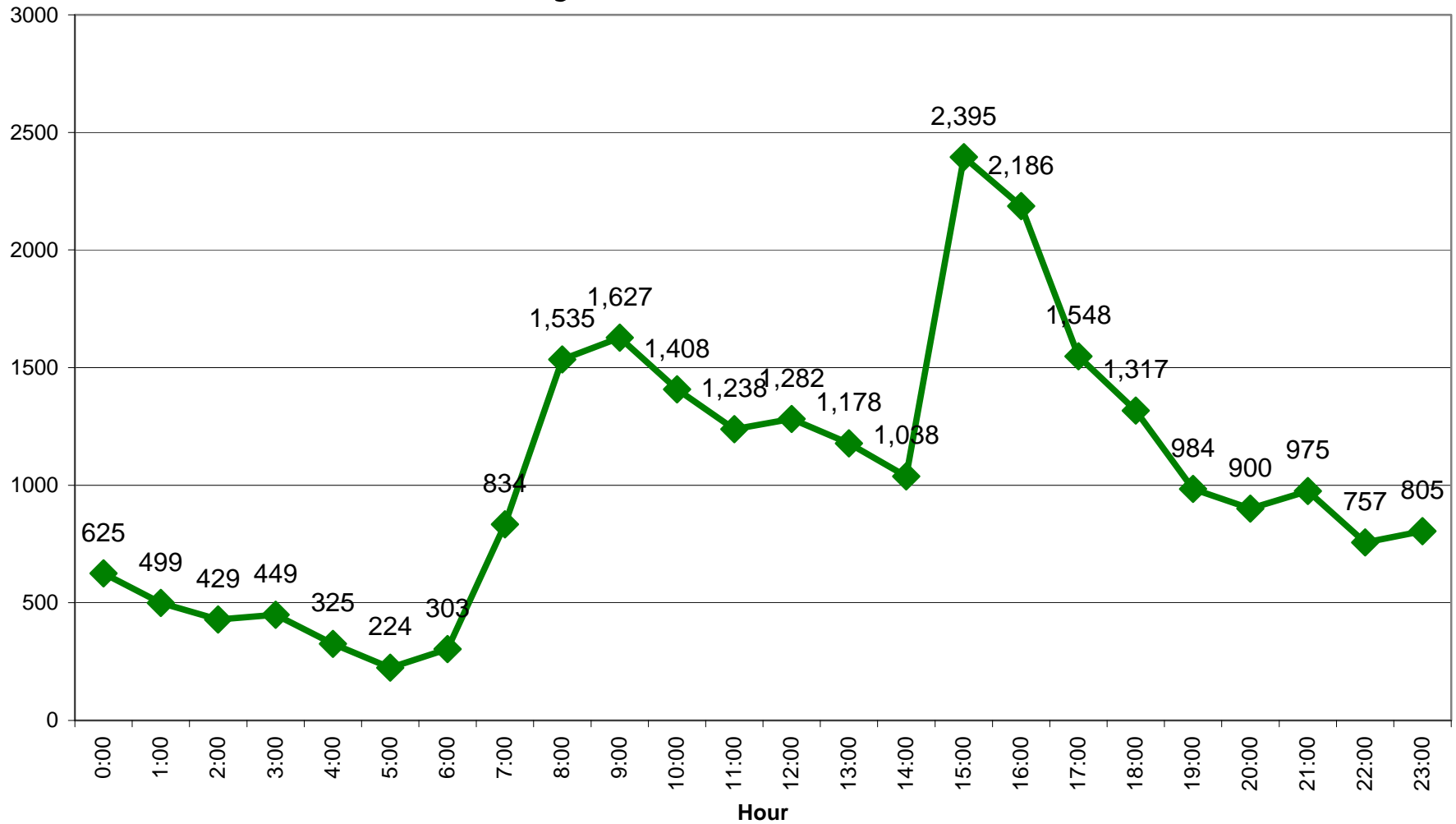
### District 3 Totals

4,321 Calls for Service  
 6 minute average response time  
 19 minute average time to resolve call

### Total Calls for Service

24,861 Calls for Service  
 5 minute average response time  
 23 minute average time to resolve call

# ***Calls for Service by Time of Day January - December 2007***



# WORKLOAD ANALYSIS REPORT

## October - December 2007

The October through December 2007 Workload Analysis Report reflects a total of 5,537 calls for service. This figure does not include traffic stops, foot patrols or courtesy cards initiated by officers or activity occurring in District 0 (calls outside city limits/mutual aid). The average response time for calls was five (5) minutes from the time the call was received by our communications technician until the first responding officer arrived on the scene. The average time to reach a disposition and clear the call was twenty-five (25) minutes.

The Workload Analysis Report also allows us to track activity levels by hour by day. We analyze this data to determine our staffing levels for patrol shifts. By reviewing our Workload Analysis Chart on the following page, you can see that our busiest hour of activity was between 4PM and 5PM. Four hundred ninety-two (492) calls for service were received during this time frame. The next busiest hour was between 3PM and 4PM when four hundred seventy-nine (479) calls for service were received. The ability to obtain this type of data is critical to effectively staff our patrol shifts.

While reviewing this report it is important to note that various factors can influence average response times. "Stacking" of calls where lower priority calls are held so that calls of a more urgent nature can be dispatched and responded to commonly occurs. "Cross dispatching" where an officer is dispatched out of district to a call will also increase response time. Low priority calls that are received during roll call/shift change negate an immediate response from patrol officers thus increasing response times.

As a matter of practice, we like to keep our average response time for all calls occurring inside the City under ten (10) minutes. As previously stated, there are certain incidents where that becomes impossible. However, our goal is realistic and as demonstrated by the October through December 2007 report was met. In an effort to assist the reader in reviewing the Workload Analysis Report the following is a list of some relevant interpretations for review.

### District 1 Totals

1,122	Calls for Service
5	Minute average response time
23	minute average time to resolve call

### District 4 Totals

1,434	Calls for Service
5	minute average response time
25	minute average time to resolve call

### District 2 Totals

1,059	Calls for Service
5	minute average response time
28	minute average time to resolve call

### District 5 Totals

1,073	Calls for Service
5	minute average response time
30	minute average time to resolve call

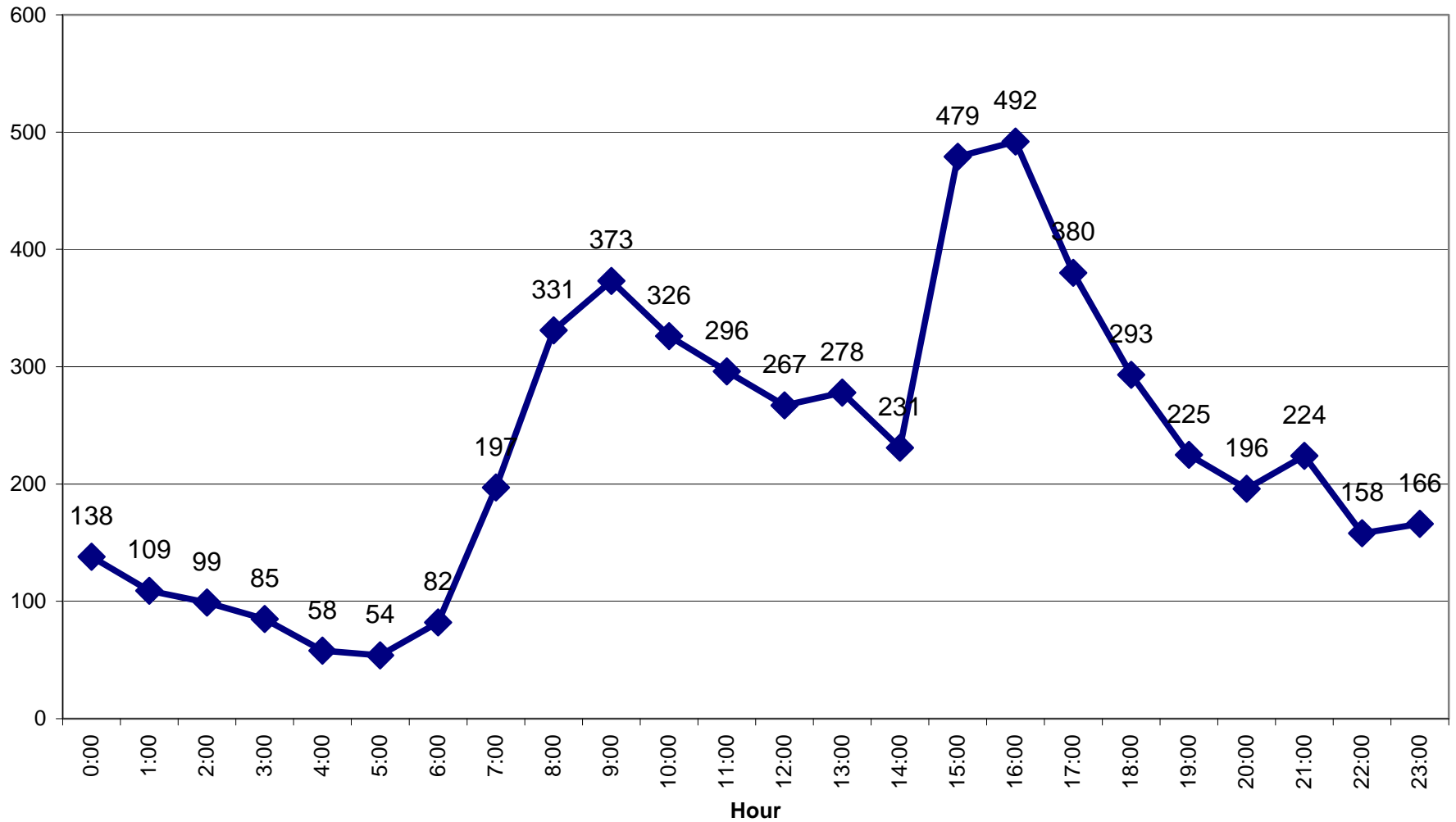
### District 3 Totals

849	Calls for Service
6	minute average response time
21	minute average time to resolve call

### Total Calls for Service

5,537	Calls for Service
5	minute average response time
25	minute average time to resolve call

# ***Calls for Service by Time of Day October - December 2007***



**CALLS FOR SERVICE SUMMARY**  
**OCTOBER 1 - DECEMBER 31, 2007**

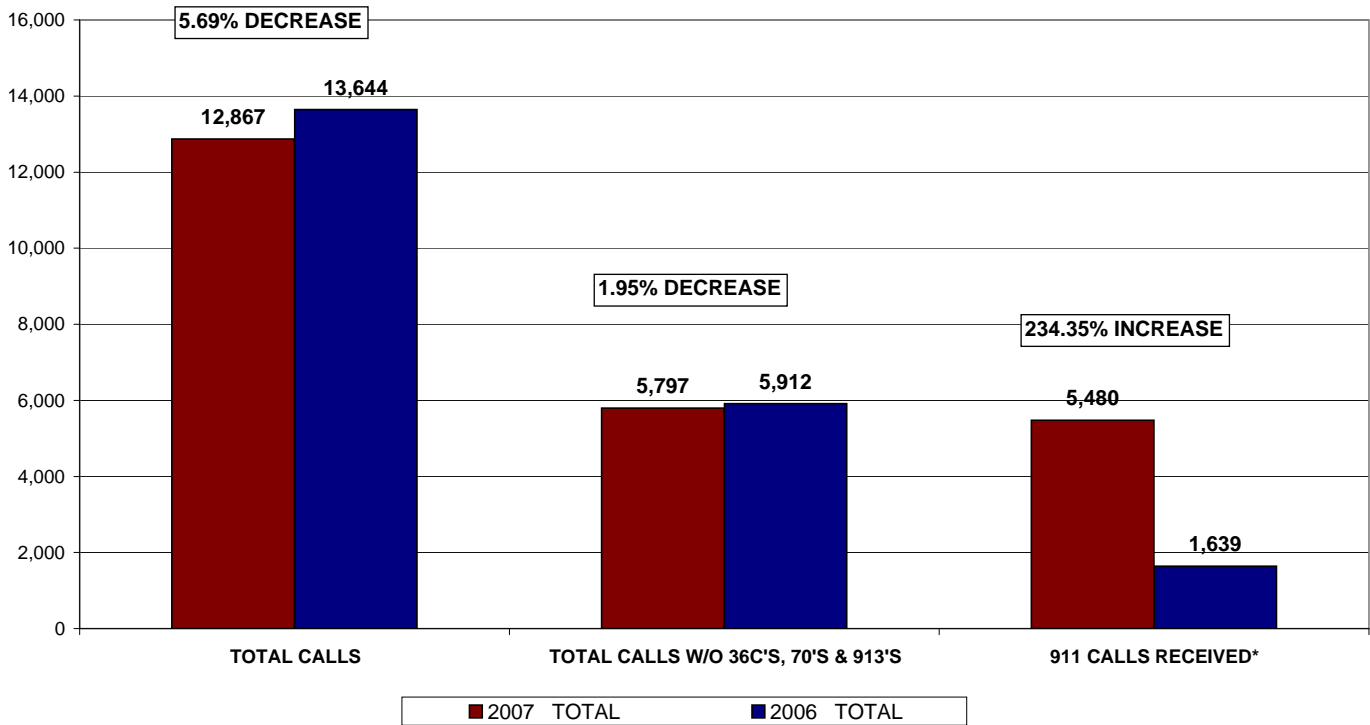
CODE# & DESCRIPTION	DISTRICTS					DISTRICT 0	OCT-DEC 2007 TOTAL	2007 TOTAL	VS.	OCT-DEC 2006 TOTAL	2006 TOTAL
	001	002	003	004	005	MUTUAL AID OUTSIDE CITY					
2-ACCIDENT	50	52	32	31	100	8	273	993		291	964
2A-HIT SKIP	11	8	7	10	2	0	38	185		44	177
2P-ACCIDENT PRIV PROP	16	9	2	21	5	1	54	217		66	242
4-ACCIDENT INJURY	8	26	4	7	28	0	73	267		62	219
4A-HIT SKIP INJURY	1	0	0	0	0	0	1	7		4	15
4P-ACCIDENT PRIV PROP INJURY	2	0	0	2	0	0	4	10		1	7
4F-ACCIDENT FATAL	0	0	0	0	0	0	0	2		0	1
8-ASSAULT	11	8	0	4	3	3	29	74		21	74
8A-MENACING THREATS	8	4	4	7	3	0	26	89		25	94
8B-TELEPHONE HARASSMENT	4	3	4	14	5	0	30	136		33	136
10-ASSIST OTHER UNIT	13	10	5	6	14	43	91	359		98	390
12-BURGLARY	5	17	6	14	10	1	53	183		59	211
12AL-BURGLAR ALARM	114	144	124	107	92	1	582	2,490		627	2,565
12B-OPEN DOOR	15	20	14	21	10	0	80	351		36	181
13-MISC CALL	21	16	20	65	16	8	146	644		120	591
13T-PRISONER TRANSPORT	0	0	0	4	0	13	17	55		11	42
13B-BANK ESCORT	3	0	0	1	0	0	4	8		1	9
14-FRAUD/BAD CHECK	8	6	9	20	4	0	47	222		41	197
15-WARRANT SERVICE	2	2	0	11	0	15	30	196		52	195
16-DOA	0	0	1	1	1	0	3	12		3	14
16A-DEAD ANIMAL	3	2	4	2	1	1	13	68		10	37
18-DOG BITE	0	0	3	1	1	0	5	17		2	9
18A-ANIMAL COMPLAINT	7	12	26	15	14	2	76	307		67	234
18B-BARKING DOG	0	1	2	8	2	0	13	65		20	60
20-DOMESTIC	7	10	13	16	9	2	57	178		47	170
22-DROWNING	0	0	0	0	0	0	0	1		0	1
24-INTOXICATED PERSON	2	3	1	1	0	1	8	88		10	68
24A-OMVI	19	28	3	16	42	32	140	551		142	516
26-FIGHT	2	4	1	3	2	0	12	50		12	42
28-FIRE RUN	0	1	6	2	3	0	12	67		27	64
29-EMS RUN	4	2	7	9	1	1	24	93		21	82
30-VICE COMPLAINT	0	0	0	0	0	0	0	1		2	4
34-JUVENILE COMPLAINT	5	16	14	33	6	2	76	413		57	357
36-THEFT	61	72	25	65	35	4	262	1,033		258	1,052
36B-FOUND PROPERTY	10	12	16	40	8	1	87	319		74	317
36C-COURTESY CARD	589	342	99	311	80	0	1,421	7,196		1,364	6,888
38-MISSING PERSON	1	1	2	7	1	1	13	72		12	88
38A-MISSING PERSON RETURNED	1	2	0	5	0	0	8	16		1	22
40-PERSON WITH GUN	1	0	2	2	2	3	10	21		4	13
40A-PERSON WITH KNIFE	1	0	1	0	0	0	2	4		5	7
42-UNKNOWN CIRCUMSTANCES	0	0	0	0	1	0	1	22		8	35
42A-911 HANG UP	84	47	32	52	31	21	267	1,018		253	1,111
46-PROWLER	1	0	4	7	1	0	13	24		4	14
48-RAPE	1	0	0	1	0	0	2	14		2	9
48B-SEX OFFENSE	4	1	0	4	0	0	9	20		5	26
50-ROBBERY	3	0	0	0	1	0	4	14		4	12
50AL-ROBBERY ALARM	11	10	12	13	7	0	53	212		56	219
52-SHOOTING	0	0	1	0	0	0	1	2		0	1
52A-SHOTS FIRED	0	1	1	1	0	0	3	14		7	28
56-STOLEN VEHICLE	3	7	0	4	4	1	19	53		13	47
56B-RECOVERED STOLEN VEHICLE	2	2	0	1	3	1	9	28		8	19
58-SUICIDE	0	0	0	0	0	0	0	2		0	1
58A-SUICIDE ATTEMPT	3	4	3	3	5	2	20	66		13	41
60A-SUSP VEHICLE	36	31	11	45	17	1	141	608		133	697
60-SUSPICIOUS PERSON	70	79	46	96	37	6	334	1,462		315	1,517
61-HOUSE CHECK	181	79	222	276	131	0	889	5,242		1,208	6,349
61A-EXTRA PATROL	18	17	22	25	19	0	101	459		99	495
62-TRAFFIC DETAIL	3	0	0	7	5	0	15	89		21	106
64-VANDALISM	11	14	17	31	19	2	94	435		124	478
70-TRAFFIC VIOLATOR	593	394	110	258	541	59	1,955	10,378		2,450	10,318
72-SPEEDER/RECKLESS DRIVER	11	37	11	23	62	60	204	835		181	856
74-DISABLED/MOTORIST ASSIST	82	94	18	35	182	14	425	1,746		322	1,464

**CALLS FOR SERVICE SUMMARY**  
**OCTOBER 1 - DECEMBER 31, 2007**

76-VEH BLOCKING	29	24	7	34	31	1	126	494	105	377
76A-PARKING COMPLAINT	21	16	19	41	6	0	103	506	99	509
78-LOCKOUT	69	49	21	81	43	0	263	975	224	856
80-ROADWAY OBSTRUCTION	12	11	5	5	17	4	54	266	57	247
90-DISTURBANCE 2 UNITS	29	21	19	33	17	1	120	578	156	647
90A-DISTURBANCE 1 UNIT	19	17	18	34	14	2	104	611	91	588
913-FOOT PATROL	878	824	105	1,479	353	55	3,694	16,727	3,918	15,482
96-MENTAL	3	1	2	6	0	0	12	48	11	41
100-BOMB THREAT	0	0	0	0	0	0	0	9	4	5
102-NARCOTICS	0	6	0	5	0	1	12	83	23	90
<b>TOTAL CALLS</b>	<b>3,182</b>	<b>2,619</b>	<b>1,163</b>	<b>3,482</b>	<b>2,047</b>	<b>374</b>	<b>12,867</b>	<b>60,100</b>	<b>13,644</b>	<b>59,040</b>
<b>TOTAL CALLS W/O 36C'S, 70'S &amp; 913'S</b>	<b>1,122</b>	<b>1,059</b>	<b>849</b>	<b>1,434</b>	<b>1,073</b>	<b>260</b>	<b>5,797</b>	<b>25,799</b>	<b>5,912</b>	<b>26,352</b>
<b>911 CALLS RECEIVED*</b>							<b>5,480</b>	<b>11,433</b>	<b>1,639</b>	<b>6,531</b>

\*Note: Started taking wireless calls 3rd week of September

**CALLS FOR SERVICE**  
**OCTOBER 1, 2007 - DECEMBER 31, 2007**



**CALLS FOR SERVICE BY SHIFT BY DAY OF WEEK**

OCTOBER - DECEMBER 2007 TOTALS							
SHIFTS	SUN	MON	TUES	WED	THURS	FRI	SAT
1ST	237	373	342	395	320	338	275
2ND	245	364	379	362	358	392	363
3RD	132	103	90	108	108	110	143

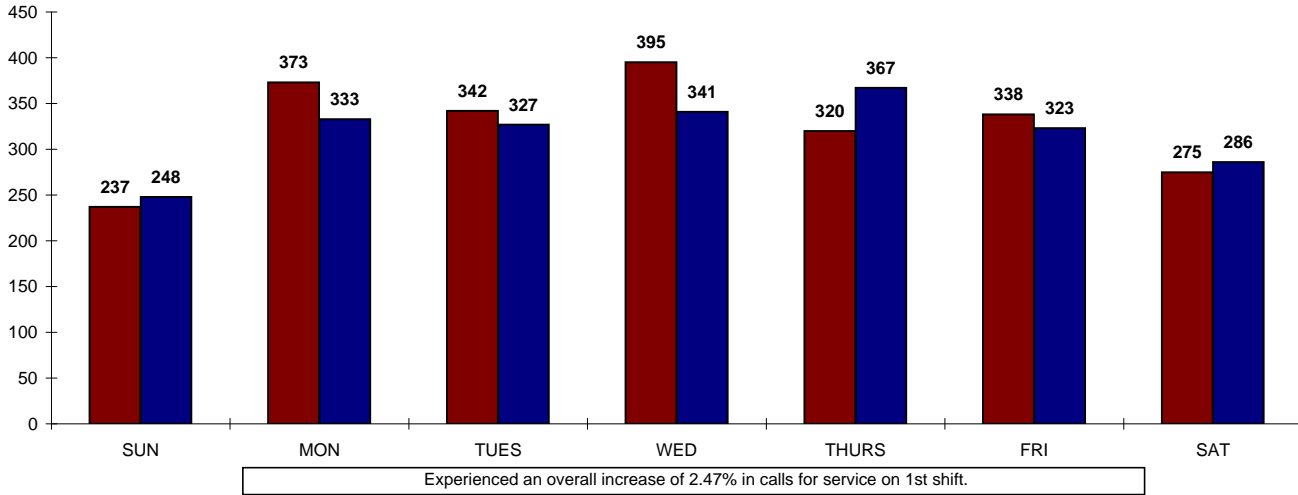
OCTOBER - DECEMBER 2006 TOTALS							
SHIFTS	SUN	MON	TUES	WED	THURS	FRI	SAT
1ST	248	333	327	341	367	323	286
2ND	354	322	405	381	402	398	376
3RD	152	95	75	88	120	146	145

In analyzing our calls for service activity levels for the months of October - December 2007 you will note increases/decreases in some cases. The chart below indicates the percentage of increase or decrease (-) experienced by shift by day of the week.

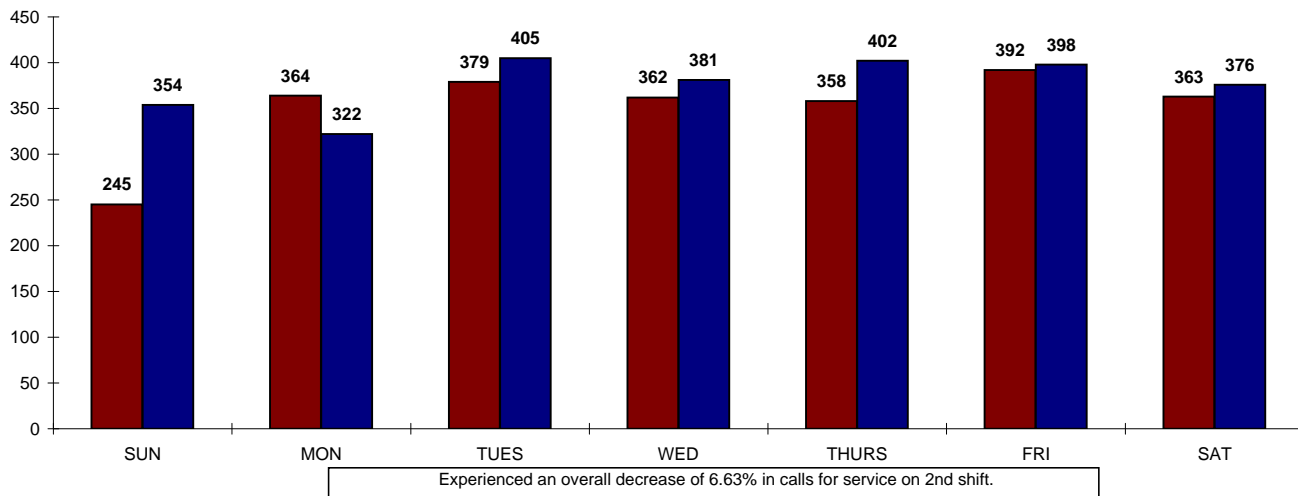
**Note: These figures do not include traffic stops, foot patrols, courtesy cards or calls in District 0.**

PERCENTAGE INCREASES AND DECREASES FOR OCTOBER - DECEMBER 2007 VS. 2006 TOTALS							
SHIFTS	SUN	MON	TUES	WED	THURS	FRI	SAT
1ST	-4.44%	12.01%	4.59%	15.84%	-12.81%	4.64%	-3.85%
2ND	-30.79%	13.04%	-6.42%	-4.99%	-10.95%	-1.51%	-3.46%
3RD	-13.16%	8.42%	20.00%	22.73%	-10.00%	-24.66%	-1.38%

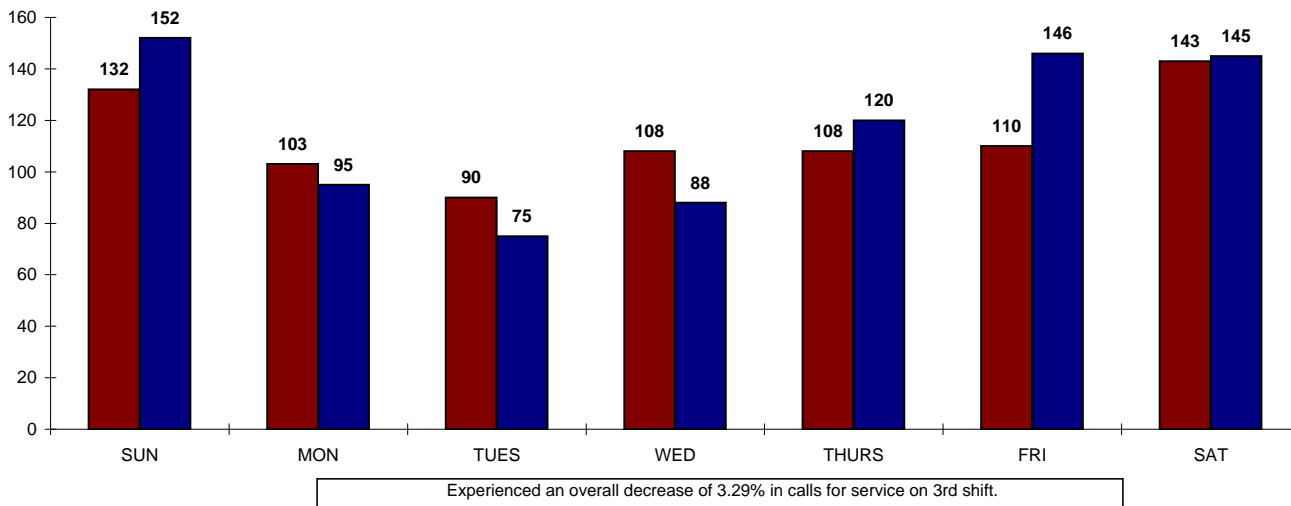
**CALLS FOR SERVICE - FIRST SHIFT**  
**OCTOBER 1, 2007 - DECEMBER 31, 2007**



**CALLS FOR SERVICE - SECOND SHIFT**  
**OCTOBER 1, 2007 - DECEMBER 31, 2007**



**CALLS FOR SERVICE - THIRD SHIFT**  
**OCTOBER 1, 2007 - DECEMBER 31, 2007**



## OFFENSE REPORT SUMMARY

PART I	DEPARTMENT CLASSIFICATION	OCT - DEC 2007 TOTAL	2007 TOTAL	VS.	OCT - DEC 2006 TOTAL	2006 TOTAL
	AGG ASSAULT/AGG VEH ASSAULT	0	0		0	1
	AGG BURGLARY	0	0		0	1
	AGG ROBBERY	1	3		1	1
	ARSON	0	4		4	5
	ATT AUTO THEFT	1	1		0	1
	ATT BREAKING & ENTERING	0	0		2	3
	ATT BURGLARY/ATT AGG BURGLARY	0	2		2	2
	ATT RAPE	0	1		0	0
	ATT ROBBERY	0	2		0	1
	ATT THEFT	1	3		1	4
	AUTO THEFT	14	33		4	17
	B & E	23	55		14	64
	BURGLARY	24	84		17	70
	DEFRAUDING A LIVERY	0	1		0	0
	FELONIOUS ASSAULT	1	5		0	2
	RAPE	1	7		0	4
	ROBBERY	1	7		3	9
	THEFT/LARCENY	209	584		138	551
	<b>TOTALS</b>	<b>276</b>	<b>792</b>		<b>186</b>	<b>736</b>

PART II	DEPARTMENT CLASSIFICATION	JULY - SEPT 2007 TOTAL	2007 TOTAL	VS.	JULY - SEPT 2006 TOTAL	2006 TOTAL
	ABDUCTION	0	1		0	2
	AGG MENACING	5	15		3	11
	ASSAULT (SIMPLE)	14	48		17	49
	BOMB THREAT	0	6		1	1
	CHILD ENDANGERING	1	6		0	0
	CONT'G TO DELINQ. OF A MINOR	0	0		0	1
	CONT. SUBST. FOR HUMAN CONSUMPTION	0	1		0	0
	COUNTERFEITING	1	2		1	2
	CRIMINAL DAMAGING	26	74		28	83
	CRIMINAL MISCHIEF	3	15		4	13
	CRIMINAL TRESPASSING	0	5		2	9
	DECPT/DANGER. DRUGS	0	0		2	2
	DOC	8	15		5	30
	DOC/FIGHTING	3	7		4	5
	DOC/INTOX	0	6		0	7
	DOMESTIC VIOLENCE/ASSAULT	16	47		9	38
	DOMESTIC VIOLENCE/MENACING	2	7		2	9
	DRUG ABUSE	7	37		10	32
	DRUG PARAPHERNALIA (GENERAL)	5	14		4	19
	EMBEZZLEMENT	0	1		0	0
	EXTORTION	0	1		0	0
	FAILURE TO COMPLY (W/LAWFUL ORDER)	0	0		0	2
	FALSIFICATION	0	3		1	4
	FORGERY	6	29		1	11
	FRAUD	3	6		5	19
	GSI	1	4		1	1
	IDENTITY THEFT (in jurisdiction)	1	6		0	2
	INDECENT EXPOSURE/PUBLIC INDECENCY	2	4		0	5
	INDUCING PANIC	0	5		2	3
	INTIMIDATION OF A VICTIM, WITN.,ETC	0	0		0	2
	LIQUOR LAWS	1	4		1	3
	MENACING	5	10		3	18

### OFFENSE REPORT SUMMARY

MINOR CONSUMPTION	2	27	5	43
MINOR POSSESSION	0	3	1	13
MISUSE CREDIT CARD	2	7	1	4
OBSTRUCTING JUSTICE	0	1	0	2
OPEN CONTAINER	4	5	2	4
PASSING BAD CHECKS	7	11	4	11
POSSESSION OF DRUGS -not marijuana	3	6	2	4
RESISTING ARREST	0	1	0	1
RSP	4	9	3	6
SEX OFFENSES	2	8	6	10
STALKING/MENACING BY STALKING	1	2	0	0
TELEPHONE HARASSMENT/HARASSING CALL	15	49	9	39
TRAFFICKING	0	6	0	17
VANDALISM	11	29	4	27
VOYEURISM	1	1	0	0
WEAPONS/CCW	1	7	4	7
<b>TOTALS</b>	<b>163</b>	<b>551</b>	<b>147</b>	<b>571</b>

OTHER	DEPARTMENT CLASSIFICATION	JULY - SEPT 2007 TOTAL	2007 TOTAL	vs.	JULY - SEPT 2006 TOTAL	2006 TOTAL
	ALL OTHER OFFENSES	1	2		0	0
	ANIMAL AT LARGE	1	8		0	0
	ANIMAL BITE	5	10		0	3
	C.I. CONTINUING INVESTIGATION	4	10		0	1
	CPO/TPO VIOLATION	5	13		0	10
	CRUELTY TO ANIMALS	0	1		1	1
	CURFEW	4	30		5	39
	DOA	3	11		3	14
	DOMESTIC DISPUTE/INCIDENT ONLY	8	26		3	17
	FALSE REPORT	0	0		1	1
	FIRE	0	1		0	0
	FIREWORKS ORDINANCE	0	2		0	0
	IDENTITY THEFT (not in jurisdictn)	10	31		3	25
	IMPERSONATING PEACE OFFICER	0	0		0	1
	INCIDENT	32	133		30	127
	MISSING PERSON	3	8		1	6
	RUNAWAY (18 YOA OR YOUNGER)	3	5		2	17
	SOLICITOR W/O PERMIT	1	4		0	2
	SUICIDE	0	1		0	0
	SUICIDE ATTEMPT	8	39		9	24
	TOBACCO LAW	0	5		4	9
	TRUANCY	0	1		0	0
	UNAUTHORIZED USE OF MOTOR VEHICLE	0	3		1	5
	UNRULY	0	1		0	0
	VEHICULAR HOMICIDE	0	1		0	0
	<b>TOTALS</b>	<b>88</b>	<b>346</b>		<b>63</b>	<b>302</b>

**TOTAL OFFENSES**

**527**

**1,689**

**396**

**1,609**

**TRAFFIC ENFORCEMENT SUMMARY**

**TRAFFIC CITATIONS - MUNICIPAL CODE**

TYPE OF CITATION & SECTION#	OCT - DEC 2007 TOTAL	2007 TOTAL	VS.	OCT - DEC 2006 TOTAL	2006 TOTAL
70.02A COMPLIANCE/LAWFUL ORDER	0	3		3	3
70.02B FLEEING & ELUDING	0	2		0	1
70.030A OPERATION AT INTERSECTIONS	0	0		0	1
70.09 FALSE INFO TO POLICE	0	1		0	1
70.23 TRAFFIC CONTROL DEVICE	60	367		82	317
70.25C1 TRAFFIC CONTROL LIGHT	0	1		0	0
70.28 FLASHING TRAFFIC SIGNAL	1	2		0	1
71.01 NO OL-RESTRICT VIOL.	0	2		2	2
71.01A2 ALLOW UNLIC. OPERATOR	0	0		0	2
71.01C NO OL < 6 MOS.	0	1		0	1
71.01C1 NO OPS - 12 PT SUSPENSION	0	0		0	1
71.02 POSS OF MULT. OL	0	1		0	0
71.03 TEMPORARY LICENSE	1	6		3	8
71.04 FICTICIOUS LICENSE	0	2		0	1
71.05 ALLOW UNAUTH. PERSON	0	1		1	3
71.07 DUS (A1)	0	1		0	0
71.09 DISPLAY OF PLATES	2	11		2	16
71.09C FAIL TO REG. VEH.	0	3		1	9
71.09F EXP VALIDATION	73	297		84	398
71.09G DISPLAY PLATES OF ANOTHER VH	0	1		1	4
71.10 OBSTRUCTED PLATES	1	2		1	3
71.11 ILLEGAL PLATES	8	29		8	37
71.18 DUS: NON-COMPLIANCE	23	104		25	100
71.19 NO OPS	78	379		74	338
71.20A DUS (DUI)	1	9		1	13
71.21A FRA M1	16	95		19	93
71.22 FAILURE TO REINSTATE OL	8	28		4	23
72.001A DRIVE ON RIGHT HALF ROADWY	1	2		1	3
72.004 OVERTAKING/PASSING ON RIGHT	0	0		1	1
72.005 DRIVING/LEFT OF CTR LINE	0	1		2	2
72.007 HAZARDOUS/NO PASSING ZONES	0	2		0	3
72.008 ONE WAY STREETS	0	1		0	1
72.009 MARKED LANES	19	116		14	72
72.010 FOLLOWING TOO CLOSELY	1	3		1	4
72.011 DRIVING ON DIVIDED ROADWAYS	0	0		0	5
72.012 ILL TURN @ INTERSEC. MM/M4	1	2		2	8
72.014 PROHIBITED U-TURN	6	42		2	39
72.015 STARTING & BACKING VEH	1	18		3	11
72.016 TURN & STOP SIGNALS	13	55		15	60
72.020 STOPPING FOR SCHOOL BUS	2	2		1	3
72.030 FAIL TO YIELD	0	5		0	2
72.031 RIGHT OF WAY/LEFT	15	59		10	54
72.032 STOP AND YIELD SIGNS	9	54		4	13
72.034 RIGHT OF WAY/PUBLIC SAFETY	0	0		0	1
72.035 RIGHT OF WAY/ROADWAY	2	10		2	6
72.035A FAIL TO YIELD	0	6		10	24
72.036 STOP AT SIDEWALK	1	1		0	0
72.050 OBSTRUCT/INTERFERE DRIVER	0	0		1	2
72.051 DRIVING ON CLOSED ROADWAY	2	2		0	2
72.054 INJURIOUS MATERIALS/STREETS	0	0		0	2
72.057A OBSTRUCTING INTERSECTION	0	3		0	0
72.058 FAIL TO CONTROL	58	171		32	115

**TRAFFIC ENFORCEMENT SUMMARY**

72.058 FULL TIME & ATTENTION	1	9	0	9
72.058B WEAVING	0	0	0	1
72.060 SQUEALING TIRES/PEALING	0	3	0	2
72.061 DRIVING SIDEWALK/LAWN	0	5	1	2
72.062 LITTERING FROM M.V.	0	1	0	0
72.077 CROSSING OUTSIDE CROSSWALK	0	0	1	1
73.01 PHYSICAL CONTROL	0	0	0	1
73.01A1 OVI (FORMERLY OMVI)	36	173	28	139
73.01A2 OMVI PER SE	1	15	1	3
73.01A2B OVI - REFUSAL	0	4	1,681	0
73.01A4 OVI PER SE (OMVI PER SE)	0	9	0	1
73.01AH OVI .17% >	0	7	0	3
73.01B2 OMVUAC	0	1	0	0
73.02A RECKLESS OPERATION	1	6	0	8
73.02B RECKLESS OPERATION-PRIV PROP	0	2	0	1
73.15 SPEED/ACDA	790	4,412	1,193	4,325
73.16 SLOW SPEED	0	2	0	0
73.30 STOPPING AFTER ACCIDENT	5	18	7	16
73.31 STOPPING AFTER INJURY ACCID	0	5	2	7
74.01 UNSAFE VEHICLE	2	5	0	2
74.02 HEADLIGHTS AFTER SUN	0	1	0	1
74.03 TWO HEADLIGHTS ON VEH	0	0	0	2
74.04 TAILLIGHT(S)OR PLATE LIGHT	0	5	3	11
74.12 COWL/FENDER/BACK UP LIGHTS	0	1	0	0
74.13 LIGHTS DISPLAYED	1	16	4	15
74.14 HEADLIGHTS REQUIRED	0	4	0	5
74.20 MUFFLERS/XCESS SMOKE-GAS	2	8	1	3
74.22 WINDSHIELD; WIPERS	0	0	0	1
74.26 CHILD RESTRAINTS	0	5	3	8
74.27B1 SEATBELT - DRIVER	30	199	23	224
74.27B2 SEATBELT-PASSENGER	0	1	0	1
74.28 WINDOW TINT	0	1	0	1
74.47 DROPPING/LEAKING LOADS/MUD	0	2	0	2
75.06A RIDING ON ROADWAY	0	1	0	0
MISCELLANEOUS CITATION	0	6	2	20
<b>TOTAL</b>	<b>1,272</b>	<b>6,824</b>	<b>3,360</b>	<b>6,604</b>

**TRAFFIC CITATIONS - OHIO REVISED CODE**

TYPE OF CITATION & SECTION#	OCT - DEC 2007 TOTAL	2007 TOTAL	VS.	OCT - DEC 2006 TOTAL	2006 TOTAL
2921.331 FLEEING/ELUDING POL. OFC.	1	1		0	0
4301.62B OPEN CONTAINER	0	0		1	1
4503.11 EXP REGISTRATION	2	4		3	10
4503.21 DISPLAY LICENSE/VALIDATION	0	3		1	6
4507.02 VALID DRIVERS LICENSE	0	1		0	3
4507.02A1 DRIVE W/O VALID OP LIC.	0	1		0	3
4507.02B1 DUS/REVOCATION	0	1		0	5
4507.071 DRIVE B/W 1-5AM < 17YOA	0	1		0	0
4507.071B4 <17, > 1 PSGR IN VEH	0	1		0	0
4510.11 DUS/REVOCATION	7	14		3	8
4510.12 NO OPER LICENSE	11	42		10	48
4510.14 DRIVE W/O VALID OP LIC.	0	3		2	3
4510.16A DUS/FRA	2	12		6	26
4510.21 FAIL TO REINSTATE	1	4		0	0

**TRAFFIC ENFORCEMENT SUMMARY**

4511.12 TRAFFIC CONTROL DEVICE	3	10	0	9
4511.192A OP UNDER OMVI SUSPENSION	0	2	0	0
4511.19A1 OMVI IMPAIRED	15	66	18	89
4511.19A2 OVI - REFUSED BREATH TEST	3	14	2	7
4511.19A3 OMVI PER SE-BREATH	1	12	0	0
4511.19B2 OMVUAC-BREATH	0	1	2	2
4511.20 RECKLESS OPERATION	1	2	0	2
4511.202 FAIL TO CONTROL	2	10	5	18
4511.21 SPEED/ACDA	2	13	4	11
4511.25 LANES OF TRAVEL	1	3	0	1
4511.33 MARKED LANES	6	22	5	23
4511.35 DIVIDED ROADWAYS	0	1	0	0
4511.36 IMPROPER TURNS	0	1	0	0
4511.38A UNSAFE BACKING	0	1	0	0
4511.39 FAIL TO SIGNAL	1	3	1	7
4511.42A FAIL TO YIELD/STOP SIGN	0	3	1	1
4511.43 FAIL TO YIELD STOP INTERSEC	1	3	0	0
4511.44 FAIL TO YIELD-PRIV PROP	0	2	0	0
4511.45 RIGHT OF WAY-PUBLIC VEH.	0	2	0	0
4511.66 STOPPING ON THE HIGHWAY	0	1	71	0
4511.81 CHILD RESTRAINT	0	1	0	0
4513.02 UNSAFE VEHICLES	0	1	0	0
4513.03 LIGHTED LIGHTS REQ'D	0	4	0	1
4513.04 TWO HEADLIGHTS REQ'D	1	1	1	1
4513.05 HEADLIGHTS	0	1	1	4
4513.22 MUFFLER/EXCESSIVE SMOKE	0	0	0	1
4513.263 FAIL TO WEAR SEATBELT	0	0	0	1
4519.021 FICT. PLATES (CTRFT/UNLAW)	0	1	0	2
4549.021 LEAVING SCENE OF ACCIDENT	1	4	2	3
4549.03A HIT/SKIP PRIVATE PROP.	0	1	2	4
4549.08 FICTICIOUS PLATES	1	1	0	2
4549.08 UNAUTHD USE OF PLATES/NO'S/	1	1	1	1
4911.19 UTILITY TO RESPOND TO MERIT	1	1	0	0
<b>TOTAL</b>	<b>65</b>	<b>277</b>	<b>142</b>	<b>303</b>

**PARKING CITATIONS**

TYPE OF CITATION & SECTION#	OCT - DEC 2007 TOTAL	2007 TOTAL	VS.	OCT - DEC 2006 TOTAL	2006 TOTAL
76.01 CERTAIN AREAS PROHIBITED	4	94		14	73
76.02 PARALLEL PARKING	3	7		3	5
76.02A FOOT FROM CURB	0	1		0	0
76.02F HANDICAP PARKING	1	8		0	9
76.05 UNATTENDED VEHICLE	0	0		0	1
76.11 MAX. STREET PARKING	0	2		1	3
76.26 VEH. LEFT ON PRIVE PROP	0	0		0	1
76.26B PARKING IN FIRELANE	3	11		6	40
<b>TOTAL</b>	<b>11</b>	<b>123</b>		<b>24</b>	<b>132</b>

**TOTAL CITATIONS**

**1,348**

**7,224**

**3,526**

**7,039**

**CRIMINAL CHARGES SUMMARY**

<b>CHARGE</b>	<b>OCT - DEC 2007 TOTAL</b>	<b>2007 TOTAL</b>	<b>VS.</b>	<b>OCT - DEC 2006 TOTAL</b>	<b>2006 TOTAL</b>
AGG MENACING	0	0		1	1
ALL OTHER OFFENSES EXCEPT TRAFFIC	0	2		0	0
ANIMAL AT LARGE	1	3		0	0
ASSAULT	0	3		0	1
BARKING DOGS	0	1		0	0
CONT'G TO DELINQ. OF MINOR	0	1		0	0
CPO/TPO VIOLATION	0	2		0	2
CRIMINAL DAMAGING	0	1		1	1
CRIMINAL TRESPASS	0	2		0	4
DOC	0	6		0	1
DOC/FIGHTING	0	0		1	1
DOC/INTOX	0	2		0	3
DRUG ABUSE	1	14		4	13
DRUG PARAPHERNALIA	3	18		4	17
FALSIFICATION	0	2		1	3
FORGERY AND COUNTERFEITING	1	1		0	1
INDECENT EXPOSURE/PUBLIC INDECENCY	0	0		0	2
INFLUENCE A MINOR	0	0		0	1
LIQUOR LAWS	0	0		0	2
LIQUOR LAWS/LIQUOR CONSUMP MV	0	0		0	1
MINOR CONSUMPTION	0	31		1	19
MINOR POSSESSION	0	6		1	13
MISUSE CREDIT CARD	1	1		0	0
OBSTRUCTING OFFICIAL BUSINESS	0	1		0	1
OPEN CONTAINER	2	4		1	1
POSS/SYNTHETIC/MANUFACTURED-DRUGS	1	1		0	0
RSP	0	0		1	1
SOLICITOR W/O PERMIT	1	1		0	1
TELEPHONE HARASSMENT/HARASSING CALL	1	1		2	3
THEFT-LARCENY/NON MOTOR VEHICLE	2	14		3	18
UNAUTHORIZED USE OF MOTOR VEHICLE	0	1		0	1
WEAPONS:CCW, POSSESSING, ETC.	0	2		0	0
<b>TOTAL</b>	<b>14</b>	<b>121</b>		<b>21</b>	<b>112</b>

**ADULT ARREST SUMMARY**

ACTUAL NUMBER OF ADULTS ARRESTED	OCT - DEC 2007 TOTAL	2007 TOTAL	VS.	OCT - DEC 2006 TOTAL	2006 TOTAL
<b>TOTAL</b>	84	423			100

CHARGE	OCT - DEC 2007 TOTAL	2007 TOTAL	VS.	OCT - DEC 2007 TOTAL	2007 TOTAL
AGG MENACING	3	5			0
AGGRAVATED ASSAULT	0	1		0	0
ALL OTHER OFFENSES EXCEPT TRAFFIC	0	0		0	1
ASSAULT	3	7		1	6
ATT THEFT	0	0		1	1
AUTO VEHICLE THEFT	0	2		0	0
BURGLARY/B&E	1	1		1	5
CHILD ENDANGERING	1	6		0	0
CONT'G TO DELINQ. OF MINOR	0	0		0	2
CPO/TPO VIOLATION	3	7		0	3
CRIMINAL DAMAGING	0	1		0	0
CRIMINAL TRESPASS	0	2		3	3
DECPT/DANGER. DRUGS	0	0		2	2
DOC	0	0		2	3
DOC/INTOX	0	4		1	5
DOC/PERSISTENT	0	0		0	1
DOMESTIC VIOLENCE/ASSAULT	6	25		2	22
DOMESTIC VIOLENCE/MENACING	0	4		2	8
DRUG ABUSE	2	8		4	10
DRUG PARAPHERNALIA	4	13		5	15
DUS	10	35		8	69
FALSIFICATION	0	0		0	3
FLEEING	0	2		0	2
FORCIBLE RAPE	0	0		0	1
FORGERY AND COUNTERFEITING	0	4		1	9
FRAUD	0	1		1	1
FTA ARREST/WARRANT	23	125		37	164
FTC ARREST/WARRANT	0	1		1	1
IMPROPER HANDLING OF FIREARMS	0	1		0	0
INDECENT EXPOSURE/PUBLIC INDECENCY	0	0		0	1
KIDNAPPING	0	0		0	1
MENACING	0	1		0	1
MINOR CONSUMPTION	0	3		1	6
MINOR POSSESSION	0	1		1	1
MISUSE CREDIT CARD	0	0		0	1
OBSTRUCTING OFFICIAL BUSINESS	3	5		3	8
OPEN CONTAINER	2	2		1	5
OVI (DUI, OMVI, etc)	34	189		34	157
OVI PER SE (aka OMVI PER SE)	15	83		10	60
OVI REFUSAL	6	26		7	22
PASSING BAD CHECKS	0	2		0	2
PCT	0	1		1	3
PHYSICAL CONTROL	2	4		1	3
POSS/MARIJUANA, HASHISH, ETC.	1	1		0	0
POSS/OPIUM, COCAINE, HEROIN, ETC.	0	1		1	1
PUBLIC INDECENCY	0	1		0	1
RESISTING ARREST	0	3		1	2
ROBBERY	1	7		2	4
RSP	6	13		6	10
SALE MARIJUANA	0	0		0	1
SEX OFFENSES/EXCEPT RAPE+PROSTITUTION	1	1		0	0
SOLICITOR W/O PERMIT	0	4		0	1
STALKING/MENACING BY STALKING	0	1		0	0

**ADULT ARREST SUMMARY**

<b>ACTUAL NUMBER OF ADULTS ARRESTED</b>	<b>OCT - DEC 2007 TOTAL</b>	<b>2007 TOTAL</b>	<b>VS.</b>	<b>OCT - DEC 2006 TOTAL</b>	<b>2006 TOTAL</b>
<b>TOTAL</b>	84	423			100

TELEPHONE HARASSMENT/HARASSING CALL	0	2		0	0
THEFT-LARCENY/NON MOTOR VEHICLE	3	11		10	33
UNRULY	0	0		1	1
WEAPONS:CCW, POSSESSING, ETC.	1	3		1	3
<b>TOTALS</b>	<b>131</b>	<b>620</b>		<b>153</b>	<b>665</b>

**JUVENILE ARREST SUMMARY**

<b>ACTUAL NUMBER OF JUVENILES ARRESTED</b>	<b>OCT - DEC 2007 TOTAL</b>	<b>2007 TOTAL</b>	<b>VS.</b>	<b>OCT - DEC 2006 TOTAL</b>	<b>2006 TOTAL</b>
<b>TOTAL</b>	44	235		75	328

<b>CHARGE</b>	<b>OCT - DEC 2007 TOTAL</b>	<b>2007 TOTAL</b>	<b>VS.</b>	<b>OCT - DEC 2006 TOTAL</b>	<b>2006 TOTAL</b>
AGG MENACING	2	5		0	2
AGGRAVATED ASSAULT	0	1		0	1
ARSON	0	1		0	0
ASSAULT	3	13		8	14
ATT THEFT	0	0		0	2
AUTO VEHICLE THEFT	0	1		0	0
BURGLARY/B&E	2	2		0	2
CONT'G TO DELINQ. OF MINOR	0	1		0	0
COUNTERFEITING	0	1		1	1
CRIMINAL DAMAGING	1	1		1	9
CRIMINAL MISCHIEF	1	4		0	1
CRIMINAL TRESPASS	0	2		0	4
CURFEW AND LOITERING LAW VIOLATIONS	9	76		22	123
DESTRUCTION TO PROPERTY	1	1		0	1
DISCHARGING FIREARMS	0	1		0	0
DOC	5	13		4	33
DOC/FIGHTING	1	7		10	14
DOC/INTOX	0	1		0	0
DOMESTIC VIOLENCE/ASSAULT	3	6		2	4
DRUG ABUSE	5	22		4	21
DRUG PARAPHERNALIA	2	15		3	20
DUS	0	0		0	2
ETHNIC INTIMIDATION	0	0		0	1
FALSE REPORT	0	0		1	1
FALSIFICATION	0	2		0	2
FIREWORKS ORDINANCE	0	3		0	0
FORGERY AND COUNTERFEITING	0	0		0	1
GSI (GROSS SEXUAL IMPOSITION)	0	0		1	1
INDECENT EXPOSURE/PUBLIC INDECENCY	1	2		0	0
INDUCING PANIC	0	3		1	1
INFLUENCE A MINOR	0	0		0	1
LIQUOR LAWS	0	1		0	0
LIQUOR LAWS/LIQUOR CONSUMP MV	1	1		1	1
LITTERING	0	2		0	0
MENACING	1	2		0	0
MINOR CONSUMPTION	3	53		4	53
MINOR POSSESSION	2	5		2	19
OBSTRUCTING OFFICIAL BUSINESS	0	5		0	4
OBSTRUCTION	0	0		0	1
OMVUAC	0	1		0	0
OMVUAC PER SE	0	1		0	0
OPEN CONTAINER	0	2		0	0
OVI (DUI, OMVI,etc)	0	3		0	5
OVI PER SE (aka OMVI PER SE)	0	0		0	2
PHYSICAL CONTROL	0	0		0	1
POSS/OPIUM, COCAINE, HEROIN, ETC.	0	0		1	1
POSS/SYNTHETIC/MANUFACTURED-DRUGS	2	2		0	0
PUBLIC INDECENCY	0	0		0	1
RECKLESS OP IN MOTOR VEHICLE	0	0		0	1

**JUVENILE ARREST SUMMARY**

<b>ACTUAL NUMBER OF JUVENILES ARRESTED</b>	<b>OCT - DEC 2007 TOTAL</b>	<b>2007 TOTAL</b>	<b>VS.</b>	<b>OCT - DEC 2006 TOTAL</b>	<b>2006 TOTAL</b>
<b>TOTAL</b>	44	235		75	328

<b>CHARGE</b>	<b>OCT - DEC 2007 TOTAL</b>	<b>2007 TOTAL</b>	<b>VS.</b>	<b>OCT - DEC 2006 TOTAL</b>	<b>2006 TOTAL</b>
RESISTING ARREST	0	2		0	0
ROBBERY	0	0		1	1
RSP	1	10		2	10
SALE MARIJUANA	0	0		0	1
SEX OFFENSES (except Rape & prost.)	0	0		0	2
SEX OFFENSES/EXCEPT RAPE+PROSTUTION	0	1		0	0
TELEPHONE HARASSMENT/HARASSING CALL	1	2		1	3
THEFT-LARCENY/NON MOTOR VEHICLE	2	15		4	28
TOBACCO LAW	2	15		8	14
UNRULY	0	1		0	0
VANDALISM	1	1		0	0
WEAPONS:CCW, POSSESSING, ETC.	1	3		3	5
<b>TOTALS</b>	<b>53</b>	<b>312</b>		<b>85</b>	<b>415</b>

**ACCIDENTS**

<b>TYPE OF ACCIDENT</b>	<b>OCT - DEC 2007 TOTAL</b>	<b>2007 TOTAL</b>	<b>VS.</b>	<b>OCT - DEC 2006 TOTAL</b>	<b>2006 TOTAL</b>
FATAL	0	2		0	1
FATAL PRIVATE PROPERTY	0	0		0	0
PROPERTY DAMAGE	160	502		107	450
HIT SKIP	3	16		4	16
PRIVATE PROPERTY	25	95		19	78
PRIVATE PROPERTY HIT SKIP	2	5		2	5
INJURY ACCIDENT	70	261		56	209
INJURY HIT SKIP	0	1		0	1
PRIVATE PROPERTY INJURY	4	9		1	3
PRIVATE PROPERTY INJURY HIT SKIP	0	0		1	1
<b>TOTALS</b>	<b>264</b>	<b>891</b>		<b>190</b>	<b>764</b>

## ACCIDENT ANALYSIS October - December 2007

October 1, 2007 through December 31, 2007 there were 264 reported traffic accidents, resulting in an average 2.87 accidents per day. Compared to 2006, accidents increased 38.95% (2007 = 264; 2006 = 190).

Personal injury accidents (74) accounted for 28.03% of the total. Property damage accidents accounted for the majority of our activity with 163 reports being filed (61.74%). Private property collisions accounted for 27 (10.23%) reports being filed.

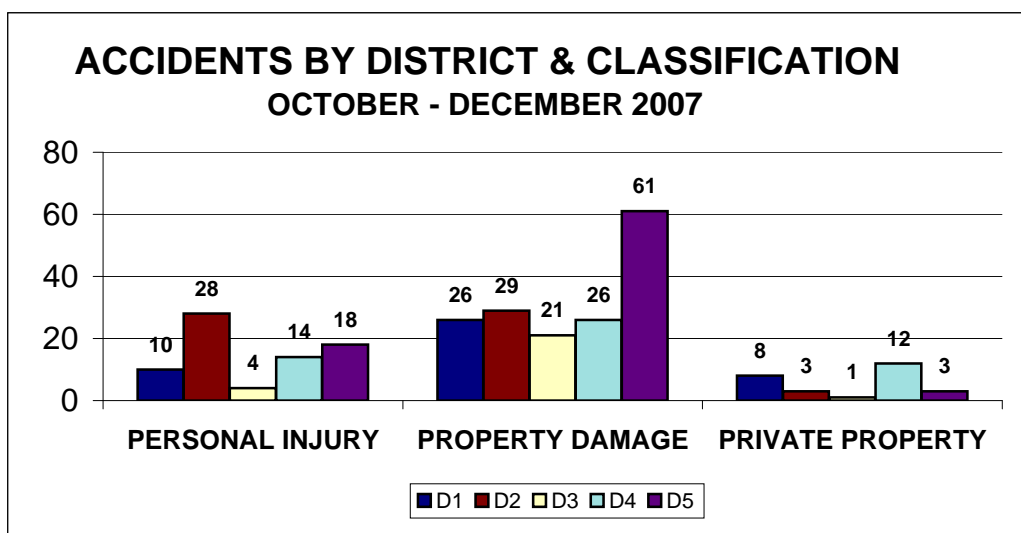
District 5 experienced the majority of accidents (82 or 31.06%). The second district with the most activity was District 2 (60 accidents or 22.73%). There were 44 collisions in District 1 (16.67%), 26 collisions in District 3 (9.85%) and in District 4, 52 accidents (19.69%). The busiest day of the week for accident activity for the reporting period was Thursday with 49 accidents (18.56%) reported. The second busiest day was Tuesday with 43 accidents (16.29%) reported. Accident activity for the remaining days of the week were as follows: Sunday = 20 (7.58%); Monday = 41 (15.53%); Wednesday = 38 (14.39%); Friday = 38 (14.39%); and Saturday = 35 (13.26%).

The most frequent contributing factor was Following Too Closely, which accounted for 91 or 34.47% of the accidents. The next most recurrent contributing factor was Failure to Control accounting for 56 or 21.21% of the accidents for the reporting period. The busiest time of day for accident activity was between 5:00PM and 6:00PM with 33 (12.50%) accidents.

Six (6) crashes were identified as having been alcohol related (2.27%). The drivers in these accidents were arrested and charged with OVI. One hundred ninety-six (196) citations were issued to at fault drivers as a result of their accidents (74.24%).

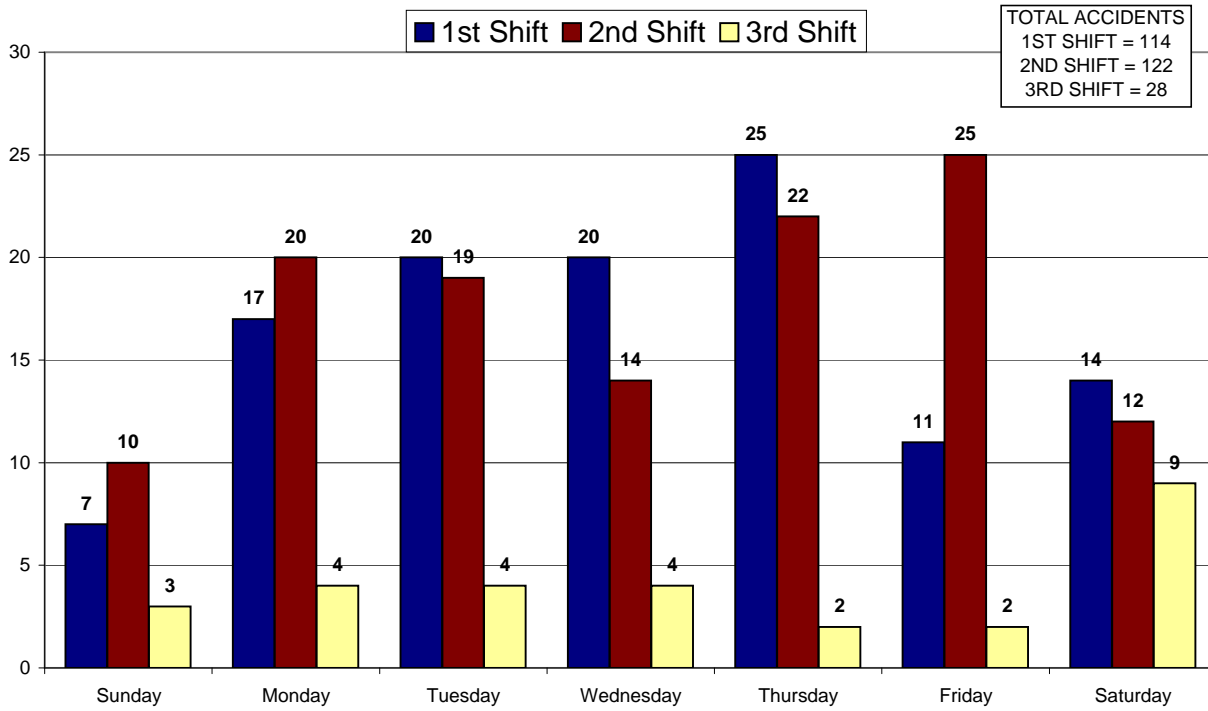
### ACCIDENTS BY DISTRICT & CLASSIFICATION

DISTRICT	PERSONAL INJURY	PROPERTY DAMAGE	PRIVATE PROPERTY	TOTAL
D1	10	26	8	44
D2	28	29	3	60
D3	4	21	1	26
D4	14	26	12	52
D5	18	61	3	82
<b>TOTAL</b>	<b>74</b>	<b>163</b>	<b>27</b>	<b>264</b>



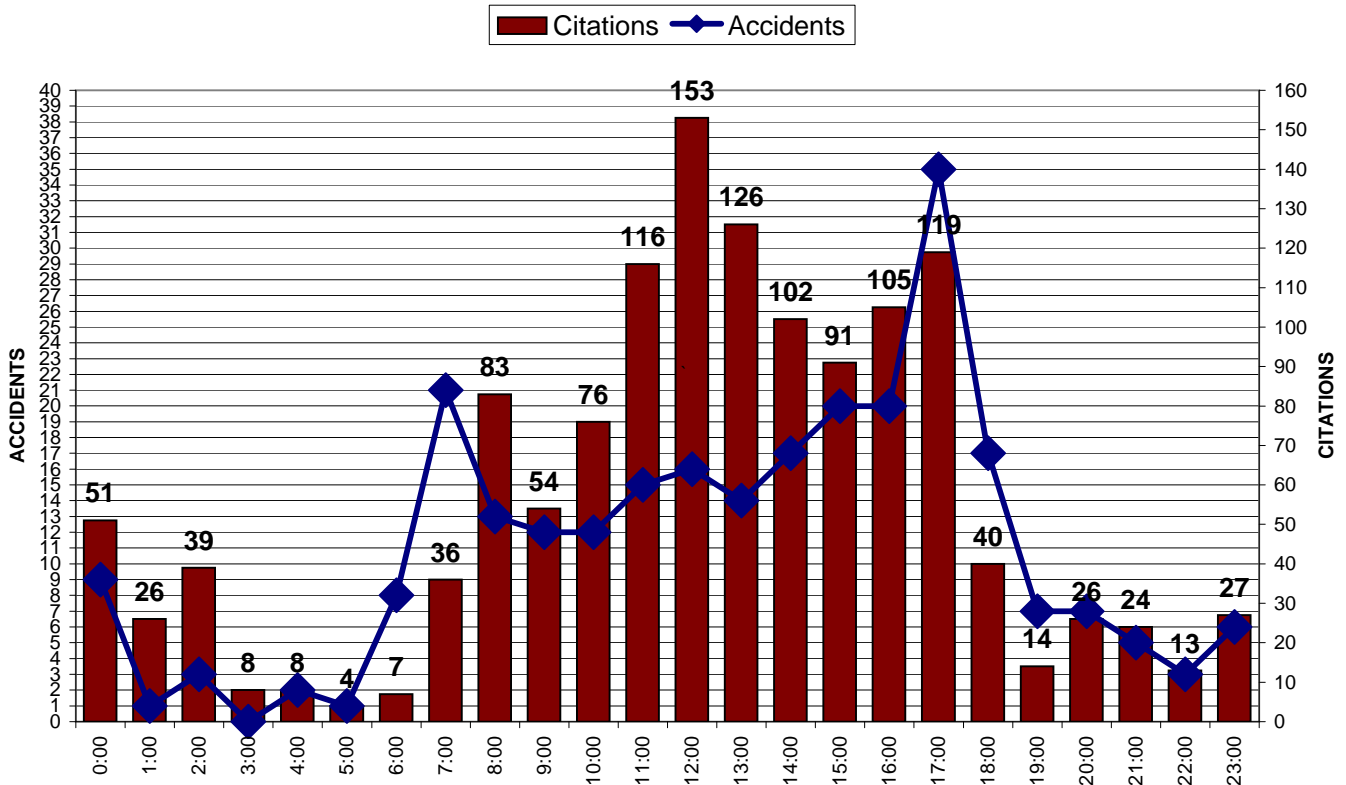
# ACCIDENTS BY DAY OF WEEK & SHIFT

OCTOBER 1 - DECEMBER 31, 2007



# ACCIDENTS & CITATIONS BY HOUR

OCTOBER 1 - DECEMBER 31, 2007



**CALLS FOR SERVICE SUMMARY**  
**JANUARY 1 - DECEMBER 31, 2007**

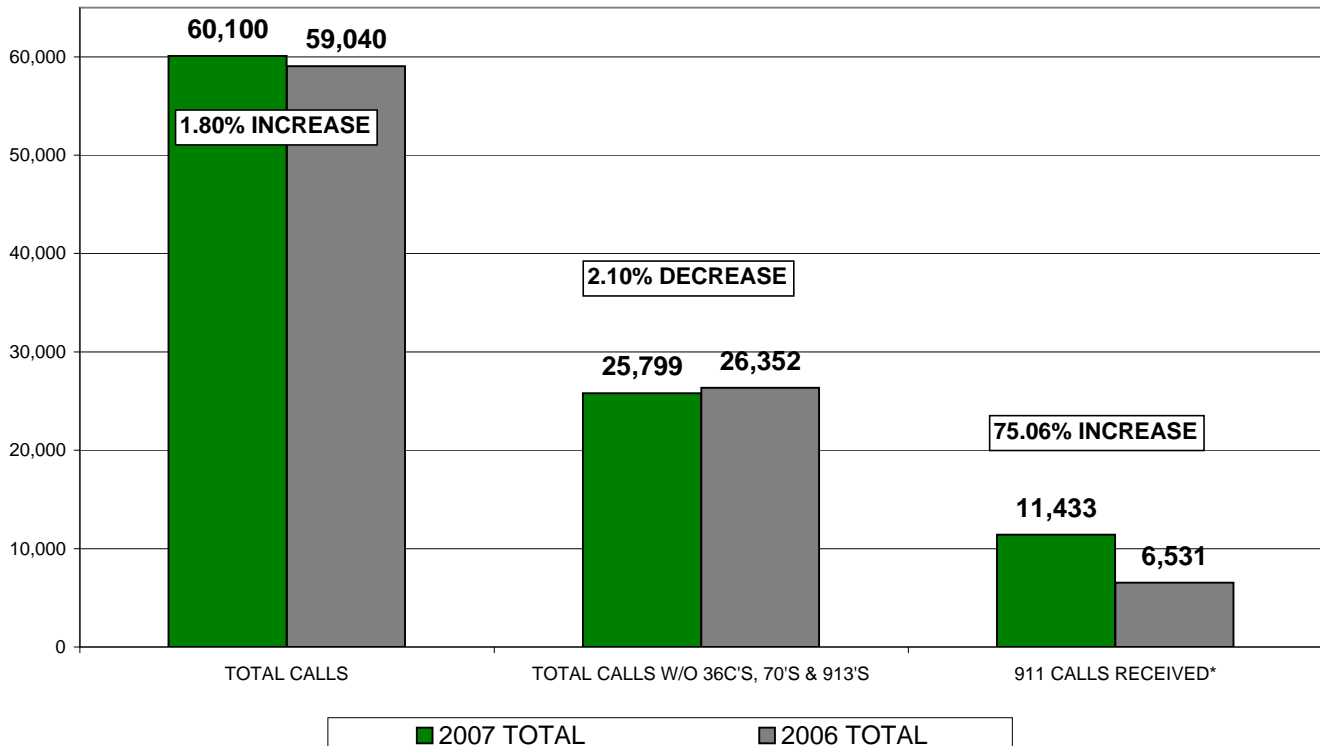
CODE# & DESCRIPTION	DISTRICTS					DIST 0 MUTUAL AID OUTSIDE CITY	2007 TOTAL	VS.	2006 TOTAL
	001	002	003	004	005				
2-ACCIDENT	181	220	108	142	317	25	993		964
2A-HIT SKIP	37	34	22	61	30	1	185		177
2P-ACCIDENT PRIV PROP	63	52	9	74	18	1	217		242
4-ACCIDENT INJURY	35	80	17	41	90	4	267		219
4A-HIT SKIP INJURY	2	1	1	1	2	0	7		15
4P-ACCIDENT PRIV PROP INJURY	6	2	0	2	0	0	10		7
4F-ACCIDENT FATAL	0	0	0	0	2	0	2		1
8-ASSAULT	25	18	6	15	6	4	74		74
8A-MENACING THREATS	23	13	10	27	16	0	89		94
8B-TELEPHONE HARASSMENT	22	18	32	45	19	0	136		136
10-ASSIST OTHER UNIT	35	53	20	28	49	174	359		390
12-BURGLARY	22	39	38	55	28	1	183		211
12AL-BURGLAR ALARM	511	526	530	507	412	4	2,490		2,566
12B-OPEN DOOR	63	109	37	103	38	1	351		181
13-MISC CALL	76	77	82	308	60	41	644		591
13T-PRISONER TRANSPORT	0	1	0	8	0	46	55		42
13B-BANK ESCORT	3	0	0	5	0	0	8		9
14-FRAUD/BAD CHECK	55	31	47	71	17	1	222		197
15-WARRANT SERVICE	15	13	2	63	6	97	196		195
16-DOA	4	0	3	3	2	0	12		14
16A-DEAD ANIMAL	12	8	22	16	8	2	68		37
18-DOG BITE	0	1	7	2	5	2	17		9
18A-ANIMAL COMPLAINT	29	42	93	94	43	6	307		234
18B-BARKING DOG	6	6	16	31	5	1	65		60
20-DOMESTIC	23	24	39	60	26	6	178		170
22-DROWNING	0	0	0	0	1	0	1		1
24-INTOXICATED PERSON	15	19	17	30	4	3	88		68
24A-OMVI	110	120	21	44	135	121	551		516
26-FIGHT	13	12	5	16	4	0	50		42
28-FIRE RUN	12	9	14	15	16	1	67		64
29-EMS RUN	14	21	22	21	13	2	93		82
30-VICE COMPLAINT	1	0	0	0	0	0	1		4
34-JUVENILE COMPLAINT	47	57	90	169	44	6	413		357
36-THEFT	203	285	150	270	115	10	1,033		1,052
36B-FOUND PROPERTY	37	49	57	140	29	7	319		317
36C-COURTESY CARD	2,535	1,211	700	1,960	786	4	7,196		6,888
38-MISSING PERSON	10	3	14	40	3	2	72		88
38A-MISSING PERSON RETURNED	1	3	2	8	1	1	16		22
40-PERSON WITH GUN	1	4	2	5	4	5	21		13
40A-PERSON WITH KNIFE	1	1	1	1	0	0	4		7
42-UNKNOWN CIRCUMSTANCES	4	4	7	4	2	1	22		35
42A-911 HANG UP	281	181	145	250	139	22	1,018		1,111
46-PROWLER	1	2	6	12	3	0	24		14
48-RAPE	7	0	1	6	0	0	14		9
48B-SEX OFFENSE	6	1	3	10	0	0	20		26
50-ROBBERY	5	3	0	5	1	0	14		12
50AL-ROBBERY ALARM	49	39	37	56	31	0	212		219
52-SHOOTING	0	0	1	1	0	0	2		1
52A-SHOTS FIRED	2	1	6	5	0	0	14		28
56-STOLEN VEHICLE	6	20	4	12	9	2	53		47
56B-RECOVERED STOLEN VEHICLE	6	7	0	4	5	6	28		19
58-SUICIDE	1	0	0	1	0	0	2		1

**CALLS FOR SERVICE SUMMARY**  
**JANUARY 1 - DECEMBER 31, 2007**

CODE# & DESCRIPTION	DISTRICTS					DIST 0 MUTUAL AID OUTSIDE CITY	2007 TOTAL	VS.	2006 TOTAL
	001	002	003	004	005				
58A-SUICIDE ATTEMPT	11	7	10	25	11	2	66		41
60A-SUSP VEHICLE	144	138	61	199	65	1	608		697
60-SUSPICIOUS PERSON	292	331	214	428	184	13	1,462		1,517
61-HOUSE CHECK	857	705	1,435	1,283	962	0	5,242		6,349
61A-EXTRA PATROL	83	66	113	133	63	1	459		495
62-TRAFFIC DETAIL	11	25	5	21	26	1	89		106
64-VANDALISM	55	62	94	165	56	3	435		478
70-TRAFFIC VIOLATOR	3,248	1,527	892	1,348	2,981	382	10,378		10,318
72-SPEEDER/RECKLESS DRIVER	63	146	58	112	255	201	835		856
74-DISABLED/MOTORIST ASSIST	343	339	78	171	746	69	1,746		1,464
76-VEH BLOCKING	120	87	34	142	100	11	494		377
76A-PARKING COMPLAINT	104	63	140	166	33	0	506		509
78-LOCKOUT	288	152	76	328	124	7	975		856
80-ROADWAY OBSTRUCTION	46	59	20	45	86	10	266		247
90-DISTURBANCE 2 UNITS	141	87	97	178	73	2	578		646
90A-DISTURBANCE 1 UNIT	100	86	129	209	81	6	611		588
913-FOOT PATROL	4,181	3,434	557	6,626	1,686	243	16,727		15,482
96-MENTAL	12	7	4	24	1	0	48		41
100-BOMB THREAT	1	1	3	4	0	0	9		5
102-NARCOTICS	10	16	4	37	11	5	83		90
<b>TOTAL CALLS</b>	<b>14,726</b>	<b>10,758</b>	<b>6,470</b>	<b>16,491</b>	<b>10,088</b>	<b>1,567</b>	<b>60,100</b>		<b>59,040</b>
<b>TOTAL CALLS W/O 36C'S, 70'S &amp; 913'S</b>	<b>4,762</b>	<b>4,586</b>	<b>4,321</b>	<b>6,557</b>	<b>4,635</b>	<b>938</b>	<b>25,799</b>		<b>26,352</b>
<b>911 CALLS RECEIVED*</b>							<b>11,433</b>		<b>6,531</b>

Note: Started taking wireless calls 3rd week of September

**CALLS FOR SERVICE**  
**JANUARY 1, 2007 - DECEMBER 31, 2007**



**CALLS FOR SERVICE BY SHIFT BY DAY OF WEEK**

JANUARY - DECEMBER 2007 TOTALS							
SHIFTS	SUN	MON	TUES	WED	THURS	FRI	SAT
1ST	1,108	1,489	1,528	1,565	1,429	1,526	1,350
2ND	1,302	1,580	1,586	1,634	1,558	1,778	1,729
3RD	613	499	460	493	458	529	647

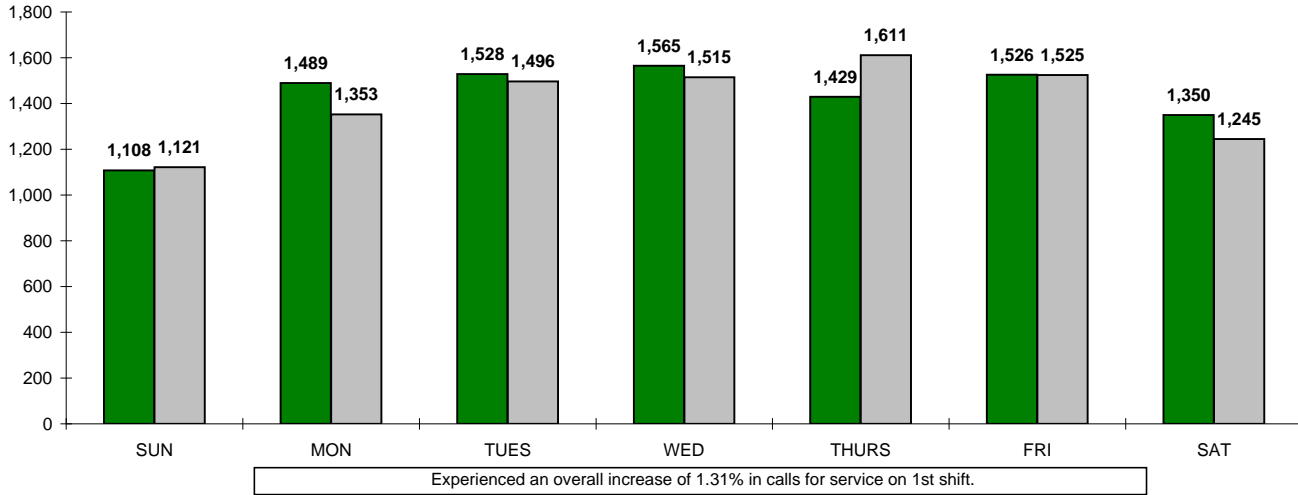
JANUARY - DECEMBER 2006 TOTALS							
SHIFTS	SUN	MON	TUES	WED	THURS	FRI	SAT
1ST	1,121	1,353	1,496	1,515	1,611	1,525	1,245
2ND	1,425	1,562	1,846	1,678	1,716	1,850	1,686
3RD	637	393	430	433	518	624	699

In analyzing our calls for service activity levels for the months of January - December 2007 you will note increases/decreases in some cases. The chart below indicates the percentage of increase or decrease (-) experienced by shift by day of the week.

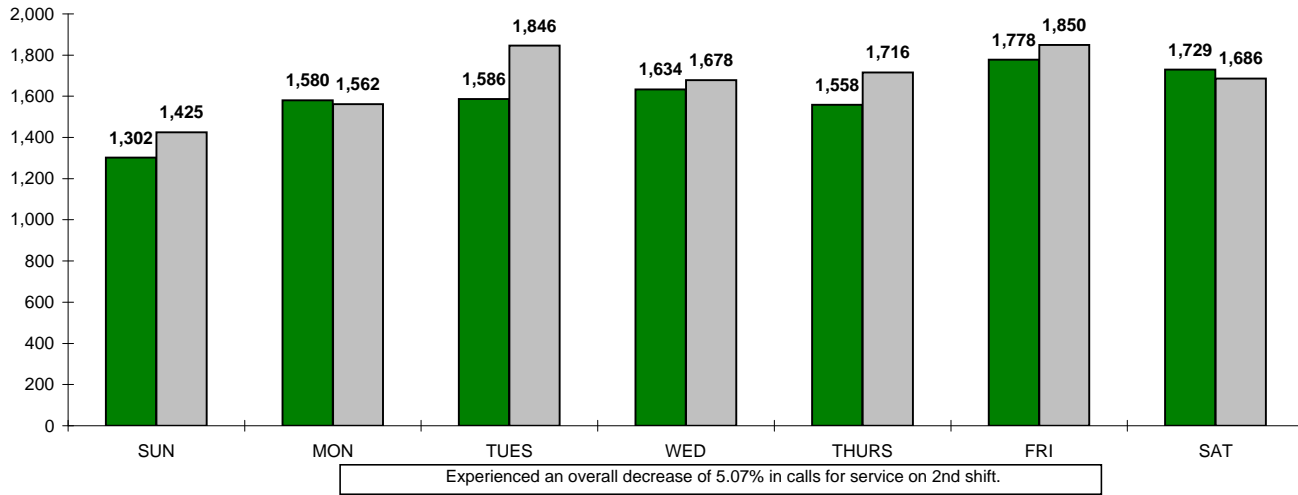
**Note:**

PERCENTAGE INCREASES AND DECREASES FOR JANUARY - DECEMBER 2007 VS. 2006 TOTALS							
SHIFTS	SUN	MON	TUES	WED	THURS	FRI	SAT
1ST	-1.16%	10.05%	2.14%	3.30%	-11.30%	0.07%	8.43%
2ND	-8.63%	1.15%	-14.08%	-2.62%	-9.21%	-3.89%	2.55%
3RD	-3.77%	26.97%	6.98%	13.86%	-11.58%	-15.22%	-7.44%

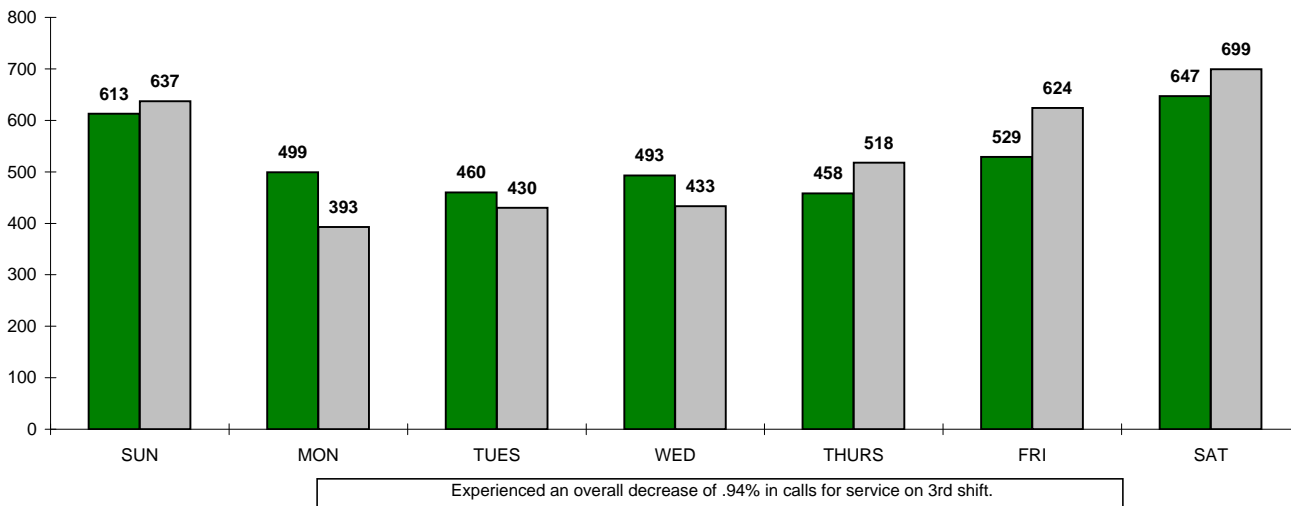
**CALLS FOR SERVICE - FIRST SHIFT**  
**JANUARY 1, 2007 - DECEMBER 30, 2007**



**CALLS FOR SERVICE - SECOND SHIFT**  
**JANUARY 1, 2007 - DECEMBER 30, 2007**



**CALLS FOR SERVICE - THIRD SHIFT**  
**JANUARY 1, 2007 - DECEMBER 30, 2007**



## ACCIDENT ANALYSIS January - December 2007

January 1, 2007 through December 31, 2007 there were 891 reported traffic accidents, resulting in an average 2.44 accidents per day. Compared to 2006, accidents increased 16.62% (2007 = 891; 2006 = 764).

Personal injury accidents (273) accounted for 30.64% of the total. Property damage accidents accounted for the majority of our activity with 518 reports being filed (58.14%). Private property collisions accounted for 100 (11.22%) reports being filed.

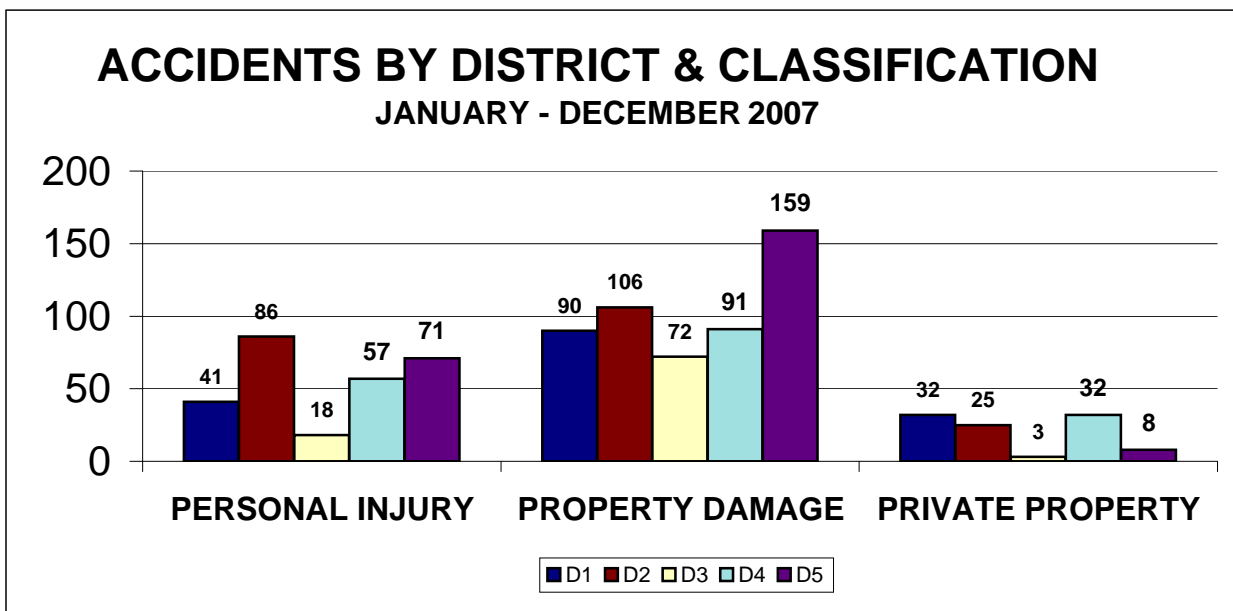
District 5 experienced the majority of accidents (238 or 26.71%). The second district with the most activity was District 2 (217 accidents or 24.36%). There were 163 collisions in District 1 (18.29%), 93 collisions in District 3 (10.44%) and in District 4, 180 accidents (20.20%). The busiest day of the week for accident activity for the reporting period was Monday with 152 accidents (17.06%) reported. The second busiest day was Wednesday with 143 accidents (16.05%) reported. Accident activity for the remaining days of the week were as follows: Sunday = 82 (9.20%); Tuesday = 137 (15.38%); Thursday = 130 (14.59%); Friday = 141 (15.82%); and Saturday = 106 (11.90%).

The most frequent contributing factor was Following Too Closely, which accounted for 254 or 28.51% of the accidents. The next most recurrent contributing factor was Failure to Control accounting for 166 or 18.63% of the accidents for the reporting period. The busiest time of day for accident activity was between 5PM-6PM with 96 (10.77%) accidents.

Nineteen (19) crashes were identified as having been alcohol related (2.13%). The drivers in these accidents were arrested and charged with OVI. Six hundred fifty-one (651) citations were issued to at fault drivers as a result of their accidents (73.06%).

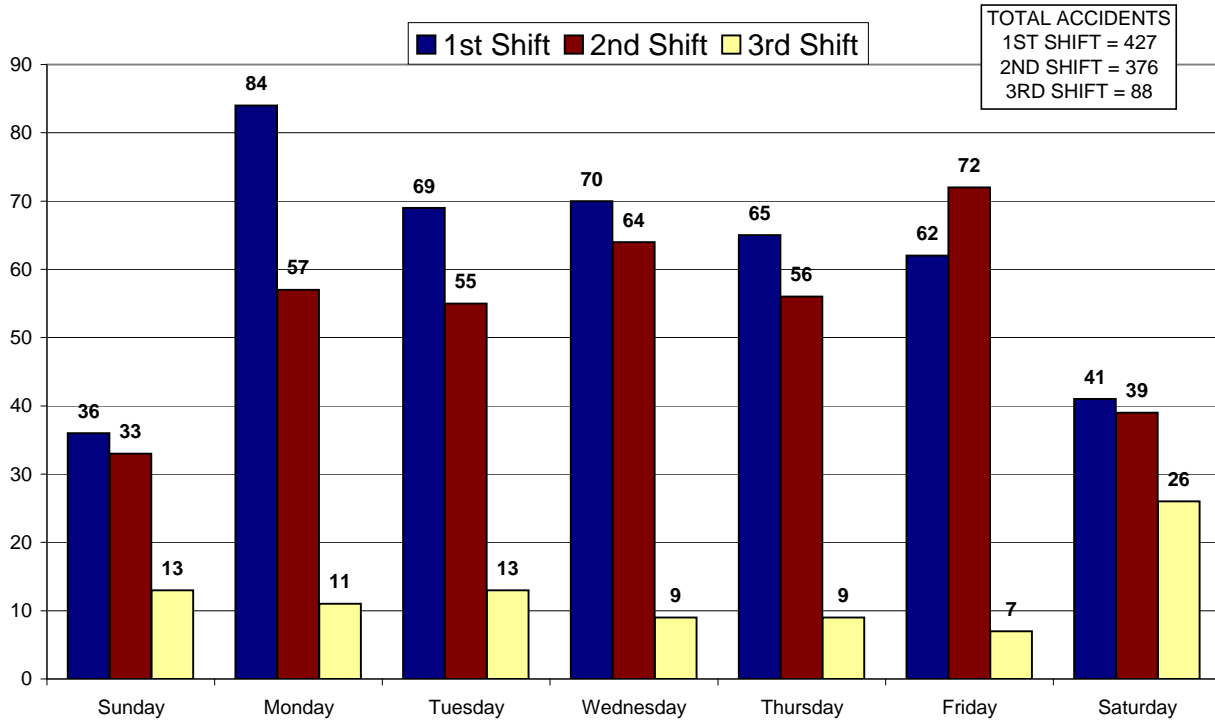
### ACCIDENTS BY DISTRICT & CLASSIFICATION

DISTRICT	PERSONAL INJURY	PROPERTY DAMAGE	PRIVATE PROPERTY	TOTAL
D1	41	90	32	163
D2	86	106	25	217
D3	18	72	3	93
D4	57	91	32	180
D5	71	159	8	238
<b>TOTAL</b>	<b>273</b>	<b>518</b>	<b>100</b>	<b>891</b>



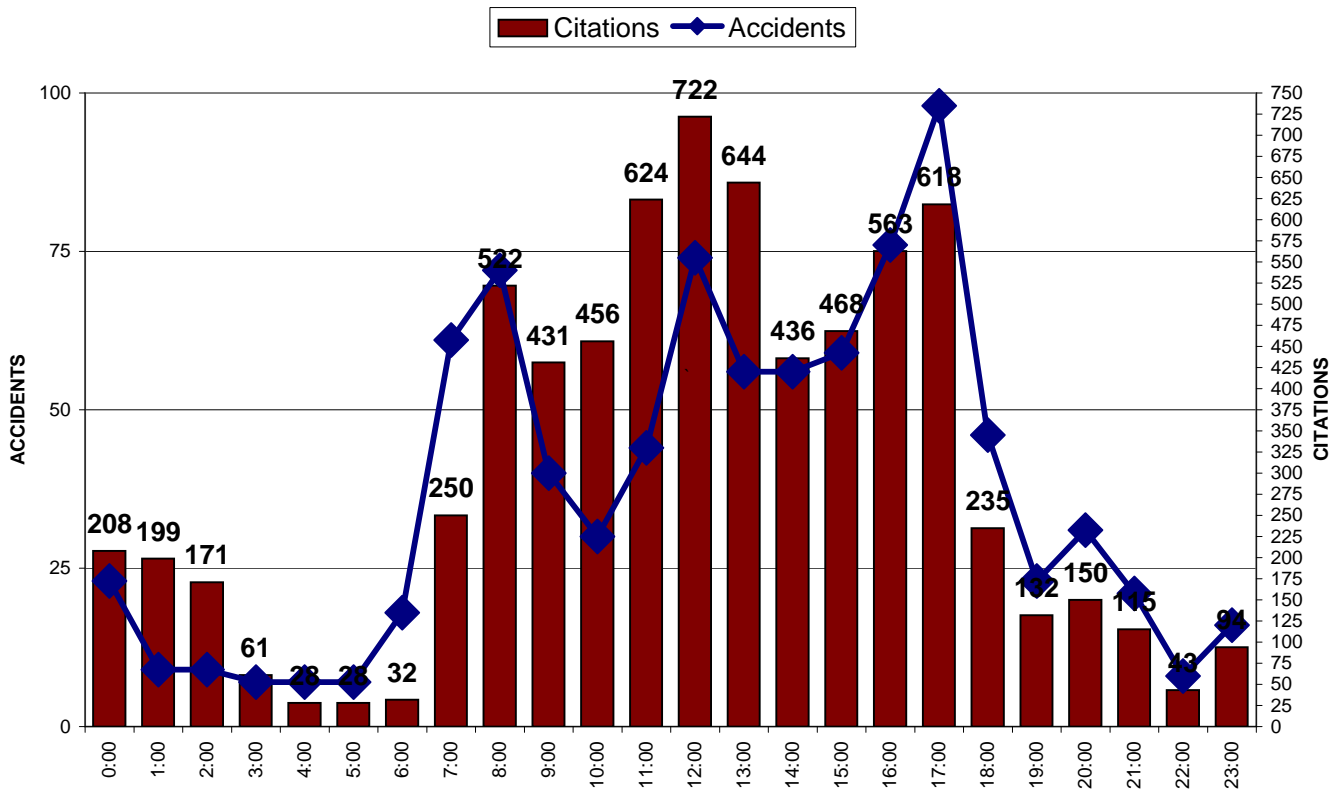
# ACCIDENTS BY DAY OF WEEK & SHIFT

JANUARY 1 - DECEMBER 31, 2007



# ACCIDENTS & CITATIONS BY HOUR

JANUARY 1 - DECEMBER 31, 2007



# DETECTIVE SECTION

January – December 2007

## *CASE MANAGEMENT SUMMARY*

<b>Category</b>	<b>2007</b>
A. Cases for the Reporting Period:	1,417
B. New Cases Assigned for the Reporting Period:	141
C. Cases Assigned/Investigated by Patrol for the Reporting Period:	89
D. Cases Initially Inactivated for the Reporting Period:	285
E. Cases Active at the Start of the Reporting Period (Old Cases):	---
F. Cases Cleared for the Reporting Period:	123
1. Unfounded:	7
2. Inactive:	60
3. Cleared by Arrest/Charges Filed (Adult):	24
4. Cleared by Arrest/Charges Filed (Juvenile):	7
5. Exceptionally Cleared (Adult):	6
6. Exceptionally Cleared (Juvenile):	1
7. Administratively Closed:	19
G. Active Cases at the End of the Reporting Period:	---

## *ORGANIZED CRIME AND VICE*

<b>Organized Crime and Vice</b>	<b>Year To Date 2007</b>
Prostitution Cases for the Reporting Period:	0
Illegal Gambling Cases for the Reporting Period:	0
Illegal Use/Sale of Alcohol Cases/Charges for the Reporting Period:	63
Drug Related Cases/Charges for the Reporting Period:	80
Detective Bureau Initiated Drug Cases	6

## *JUVENILE CASE REFERRAL FUNCTION*

<b>Category</b>	<b>Year to Date 2007</b>
A. Juvenile Case Referrals forwarded to the Juvenile Function for the Reporting Period:	256
B. Juvenile Case Referrals Active at the Start of the Reporting Period (Old):	---
C. Juvenile Case Referrals Active at the End of the Reporting Period:	---
D. Juvenile Case Referral Dispositions:	209
1. Diversion/Office Level:	96
2. Juvenile Charges Filed:	50
3. No Further Action:	63
4. Referral to Other Agency:	0
5. Missing Persons/Runaways:	3

# TRAINING

## 2007 TRAINING OVERVIEW

This year our agency conducted over 1630 hours of in-service training, which is approximately a 39% decrease from 2006. This mostly comprised of training mandated by our Division Policy, Accreditation standards, and topics identified by the Training Committee as necessary to stay current on Law Enforcement trends. Some of the major topics included were Firearms Proficiency, Defensive Tactics, Pursuit, QUAD, Legal Updates, CPR/AED, Fingerprinting & Crime Scene Processing, General Order updates, and the All Hazard Plan. In regards to new initiatives the agency purchased and conducted Taser training. The division also implemented a Crowd Control Unit and trained each team member in 2007. Finally there was a decision to provide Electronic Speed Measuring Device update training to our Operations Bureau personnel. Overall a division employee attended an average of seventeen hours of in-service training in 2007.

Agency personnel attended a total of 3211 hours of outside training which is a 40% decrease from 2006. Total training hours this year for the Division totaled 4841 hours compared to 8049 hours in 2006. These numbers indicate an average of thirty-four hours of outside training per employee and a total training average of over fifty-one hours per employee within the Division.

There has been a division goal to increase preparedness to handle critical incidents from 2004 to present. To achieve this goal the agency has conducted Active Shooter training and expanded our tabletop critical incident drill to include all personnel. Individual shifts also conducted multiple tabletop exercises. In 2007 this included a Communication Center evacuation.

We continue to use our training room for a variety of purposes. Our facility has hosted training provided by John E. Reid & Associates, Van Meter & Associates, the Ohio Association of Chiefs of Police, the FBI, the Franklin County Coroner's office and SigArms. We also hosted our new "Street Safe" program and the Police Youth Academy. We used our training room for 554 hours of training and 231 hours of meetings in 2006.

Excellent training will continue to be an area of focus for our agency in 2008.

# COMMUNITY EDUCATION UNIT

## October – December 2007

**Current concerns voiced by the community through civic association meetings, e-mail, phone calls, etc:**

15 via email

Over 175 inquiries and requests via telephone

The most common inquiries were;

1. Request for services, i.e., tours of the Dublin Justice Center, Speaker/Activity Requests.
2. General law enforcement questions.

**Potential problems identified that have a bearing on law enforcement activities:**

Infrastructure Improvements within the city requiring police support

Traffic related problems on roadways due to weather and volume

Maintain levels of crime and prevent increases or emergence of serious crime

Beginning of school year may increase demand for resources

**Recommended actions that address previously identified concerns and problems:**

Complete traffic education, prevention and enforcement efforts.

Target police resources using crime analysis in order to maximize prevention and enforcement efforts.

Staff and support of Community Education Unit for start of school year. Coordinate division resources to leverage education and enforcement efforts in schools.

**Progress made towards addressing previously identified concerns and problems:**

**(Also see progress on goals and objectives)**

Prevention and patrol efforts directed toward reducing the thefts.

Traffic enforcement efforts directed at targeted areas of concern.

All division sections have made positive progress on stated objectives.

**Community Relations and Crime Prevention Events:**

15 Speaker/Activity Requests completed

Distributed "Anti-Theft Stickers" to local hotels

Completed fingerprinting services for residents and corporate employees.

Delivered the "Street Safe" Program for juvenile traffic offenders.

Delivered the Safe Escape Program at the Dublin Community Recreation Center

Completed the 2007 Dublin Youth Police Academy

**Neighborhood Watch Program:**

Developed and distributed a Neighborhood Watch "Starter Kit" for local groups.

4 meetings attended and distribution of related information to several residents

**Operation KidPrint and Block Parent Programs:**

Promoted the Block Parent Program at local events.

Provided "Kid Facts Kits" at several community events and directly to residents.

### Speaker's Bureau Commitments

15 Speaker/Activity Requests completed

### Personal Defense Program:

Promoted program at community events

Delivered 2 customized programs to corporate residents

### Police Interns:

None at this time. One City of Dublin Volunteer is regularly working within the division.

### Operation Gunlock:

Gunlocks distributed at community events.

### D.A.R.E. and School Resource Officer Programs

Both programs successfully delivered in the Dublin City Schools. New School Resources Officers selected and assigned to Grizzell Middle School and Davis Middle School.

## QUALITY OF SERVICE SURVEY

October – December 2007

CALLS FOR SERVICE SURVEY							
Question	Strongly Agree	Somewhat Agree	Agree	Somewhat Disagree	Strongly Disagree	Don't Know	N/A
1. Any on-going investigation of your situation has been thoroughly and professionally handled.	9	0	3	0	5	2	8
2. Your situation was handled within a reasonable amount of time.	15	0	5	0	3	0	3
3. The level of service received met your expectations.	15	0	4	0	3	0	3
4. The services provided were responsive to your situation and helpful.	15	0	2	2	3	0	3
5. Your overall perception of the Dublin Division of Police is positive.	15	2	3	0	3	0	3
6. The efforts of the Dublin Police have made the city a safer place to live and work.	11	0	4	0	3	4	3
7. Neighborhood Watch and other crime prevention activities are important.	13	0	2	0	2	6	3
8. The Dublin Division of Police adequately publicizes the safety and crime prevention programs offered to the community.	5	2	1	0	2	12	4
<b>Total Received</b>	98						

**Comments:** “I feel the Dublin Police provided me very good service with my traffic accident. The officer made sure I was okay before taking any statement from me and that really made me feel good. Thank you for the service you provide the community. Overall you could say I was extremely satisfied with the Dublin Police Department. Thank you!”

“Unfortunately around 7:30 and 8:15 am weekdays some of us still get tailgated or road-raged(?) from the intersection of Bridge Street onto Dublin Road southward to Rings Road. The speed limit in this one stretch is supposed to be 25 or 35 and yet people pass around us in the opposing lane. From there, Rings Road to about Wilcox Road west-bound is insane during this time-frame when drivers tailgate anybody in front of them regardless of speed limit, or the fact that there are two lanes headed west-bound. You can drive at 45 miles an hour (over the limit?) in the left-hand westbound lane and you still have them riding your bumper like crazy! Any help would be appreciated. I get up and go to work on time but perhaps others along this route do not? Thanks.”

“Just wanted to compliment you on your web site and having accident reports available on line. Thanks.”

“In my opinion apart from SSN, even Date Of Birth, Driver's License information and contact information also should be hidden in the report when it is put on the internet. Date Of Birth and DL # are personal/private information. Why should they be open to public. This is a security concern. Putting this information open gives chance for bad people to abuse the information. Whoever needs the report should have the report number and date of incident to view it on the internet. Many people pay a monthly charge to their telephone companies to protect their private information, but with accident reports anybody can see the information. "Private Property accident report" has drivers license information but "Traffic crash report" has DOB and DL# information open to the world. Sunshine law may require the reports to be open to the public, but why DOB, DL# and contact information should be given out to people???”

“The Dublin police department staffs the most professional and caring police officers that I've ever met they are always willing to help and keep our city free of crime. They are the best.”

“Thank You! The officer who assisted in my accident of 08/23/07 was a great representative of a law enforcement professional. Thank you, Sir!”

“After my accident the officer took control and made me feel comfortable.”

“The officer I spoke to was very nice.”

“The only question I had was I had my driver's license and insurance papers on me; the other fellow was driving his employer's truck, but that was no reason for him not to be carrying his driver's license. I thought that was illegal”

**TRAFFIC STOP SURVEY**

<b>Question</b>	<b>Strongly Agree</b>	<b>Somewhat Agree</b>	<b>Agree</b>	<b>Somewhat Disagree</b>	<b>Strongly Disagree</b>	<b>Don't Know</b>	<b>N/A</b>
1. The officer(s) were professional and courteous during the traffic stop.	10	0	2	0	0	0	0
2. The traffic stop was reasonable and it was clear why you were stopped.	8	1	1	1	1	0	0
3. The officer(s) explained the reason for the stop and answered questions.	10	0	1	1	0	0	0
4. The officer(s) explained the citation and court/payment procedures.	10	1	1	0	0	0	0
5. The amount of time the traffic stop lasted was reasonable.	9	1	2	0	0	0	0
<b>Total Received</b>	47						

Comments: “My stop was unreasonable and I have no idea why I was stopped, but, how do you prove you were not speeding? If you argue, you just get into more trouble – it’s ridiculous. I was at the stop sign on Memorial Drive at a standstill. I turned left on Muirfield Drive and I and was immediately pulled over. I wasn’t speeding – I had hardly started moving.

“Stated reason for stop. Was very annoyed answering my question as I did not know why I was stopped.”

“Very Good”

“Didn’t see school zone sign.”

“Thank you.”

“I have to say, I’ve always prided myself on being completely law-abiding and have often been horrified by the disregard of others for the law. This stop made me realize my own habits had gotten a little sloppy too, so I actually appreciated being brought back to reality.”

# CANINE UNIT

## January – December 2007

The Division utilizes a highly specialized and trained canine component consisting of Officer Eric Cochrun and K9 Bairre. The team is trained to search for suspects as well as narcotics. The canine unit is assigned to third shift performing “normal” patrol officer duties as well as conducting searches for narcotics, suspects and evidence. The team may also be accessed by a duty supervisor during normal off-duty hours as the need arises.

During 2007 the canine team continued to maintain Ohio certification standards. The Canine team became a member of the North American Police Work Dog Association (NAPWDA). The team was able to attend a statewide NAPWDA workshop in Findlay Ohio, where two newspapers featured pictures of the team. During the workshop the canine unit received a NAPWDA certification and participated in a large community demonstration. This is a yearly certification with standards that are more difficult than Ohio certification.

Also during 2007, Officer Cochrun revised the “Working with Police Canine” manual and the Canine procedures manual. Officer Cochrun established a link on the Division’s copnet webpage where officers may find useful information related to canine operations. The team also did a controlled burn for new officers in the division.

The canine unit participated in various training venues throughout the year. The K9 team has continued to building a positive reputation with area departments. The K9 Team has attended or hosted training with the following departments: Marysville PD, UCSO, DCSO, Morrow County SO, Genoa Township PD, Franklin County SO, Bellefontaine PD, Logan County SO, Ohio State Patrol, ATF, and Columbus PD.

### Canine Deployments by Month

	Jan	Feb	Mar	Apr	May	June	July	Aug	Sept	Oct	Nov	Dec
Narcotics	9	2	11	4	10	2	3	10	3	1	4	0
Tracking	0	1	0	0	0	1	0	0	0	0	0	0
Evidence Location	0	0	0	0	0	0	0	0	0	0	0	0
Area Search	0	1	0	0	0	0	0	0	1	0	0	0
Building Search	2	2	4	0	1	1	1	2	0	0	2	0
K9 09	3	1	3	1	4	1	1	9	3	1	2	0
Code 10 w/other agency	2	0	1	0	2	0	1	4	0	1	0	0
Call outs	1	1	0	1	2	1	0	2	1	0	0	0
Demo	0	0	2	0	2	1	0	0	0	0	2	0
Criminal App	0	0	0	0	0	1	0	0	1	0	0	0

\*Canine Team was out of service from 11/27/07 to end of year.

\* Canine team was on vacation and at a conference most of October.