

**City of Dublin
Division of Police**

**2008
Annual
Report**

DUBLIN DIVISION OF POLICE

ANNUAL ACTIVITY SUMMARY

January - December 2008

Calls for Service:

Total Calls for Service: 63,796	Total Calls w/o Foot Patrol, Traffic Stops & Courtesy Calls*: 24,032*				
Calls by District					
District 1	District 2	District 3	District 4	District 5	District 0 •
18,782	13,529	5,520	15,199	9,377	1,389
4,481*	4,282*	3,958*	6,034*	4,371*	906*
<i>911 Calls: 25,009</i>					
Workload Analysis Information for Districts 1 through 5*					
<i>Total Calls for Service: 23,126 Average Response Time: 5 minutes</i>					
<i>Average Total Time to Handle Calls: 24 minutes</i>					
*does not include traffic stops, foot patrols & courtesy calls					
• this district tracks all mutual aid calls to other jurisdictions or activity that occurs outside the city					

Offense Reports:

Part I Crimes: 769	Part II Crimes: 618	Other: 367
Total Offense Reports for January – December 2008: 1,600		

Traffic & Criminal Citations

Traffic Total: 6,288	Criminal Total: 120
Municipal Code: 5,822	
Ohio Revised Code: 352	
Parking Citations: 114	

Arrests:

Number of Adults Arrested: 379	Number of Juveniles Arrested: 221
Total Arrests January – December 2008: 600	

Arrest Charges:

Adult: 577	Juvenile: 287
Total Charges January – December 2008: 864	

Accidents Reports:

Property Damage: 560	Injury: 310	Private Property: 166
Total Accident Reports January – December 2008: 1,036		

DUBLIN DIVISION OF POLICE

ACTIVITY SUMMARY October - December 2008

Calls for Service:

Total Calls for Service: 14,822		Total Calls w/o Foot Patrol, Traffic Stops & Courtesy Calls*: 5,323*			
Calls by District					
District 1	District 2	District 3	District 4	District 5	District 0 •
5,127	3,293	1,116	3,132	1,836	318
1,033*	1,001*	850*	1,300*	904*	235*
<i>911 Calls: 6,051</i>					
Workload Analysis Information for Districts 1 through 5*					
<i>Total Calls for Service: 5,088 Average Response Time: 6 minutes</i>					
<i>Average Total Time to Handle Calls: 26 minutes</i>					
*does not include traffic stops, foot patrols & courtesy calls					
• this district tracks all mutual aid calls to other jurisdictions or activity that occurs outside the city					

Offense Reports:

Part I Crimes: 219	Part II Crimes: 136	Other: 80
Total Offense Reports for October - December 2008: 395		

Traffic & Criminal Citations

Traffic Total: 1,063	Criminal Total: 26
Municipal Code: 934	
Ohio Revised Code: 108	
Parking Citations: 21	

Arrests:

Number of Adults Arrested: 86	Number of Juveniles Arrested: 46
Total Arrests October - December 2008: 132	

Arrest Charges:

Adult: 141	Juvenile: 63
Total Charges October - December 2007: 204	

Accidents Reports:

Property Damage: 161	Injury: 63	Private Property: 32
Total Accident Reports October - December 2008: 256		

Please see remainder of report for more detailed information.

Authorized Strength – 2008

Full-Time Personnel

STAFFING TABLE	SWORN Authorized 69					CIVILIAN Authorized 25					
	Chief	Lt	Sgt	Cpl	Police Officer	Tech Svcs Comm	Comm Supvsr	Comm Tech	Admin Spec	Staff Asst	Office Asst
Number Authorized	1	2	7	6	53	1	2	15	1	1	5
Number Actual	1	2	7	6	47*	1	2	12*	1	1	5
Office of the Chief	1								1		
Operations Bureau											
Commander		1									
Patrol Sergeant			3								
Traffic Unit Sgt			1								
Corporal				6							
Patrol Officer					29*						
Canine Officer					1						
Crime Analysis Officer					1						
Traffic Unit Officer					4						
Officer(s) in Training											
Services Bureau											
Commander		1									
Detective Sergeant			1								
Detective					3						
Juvenile Officer					1						
Community Ed Unit Sgt			1								
Community Ed Unit Officer					8						
Staff Assistant										1	
Technical Services Bureau											
Commander						1					
Training/Accreditation Sgt			1								
Communications Supervisor							2				
Communications Technician								12*			
Property Technician											1
Office Assistant											4

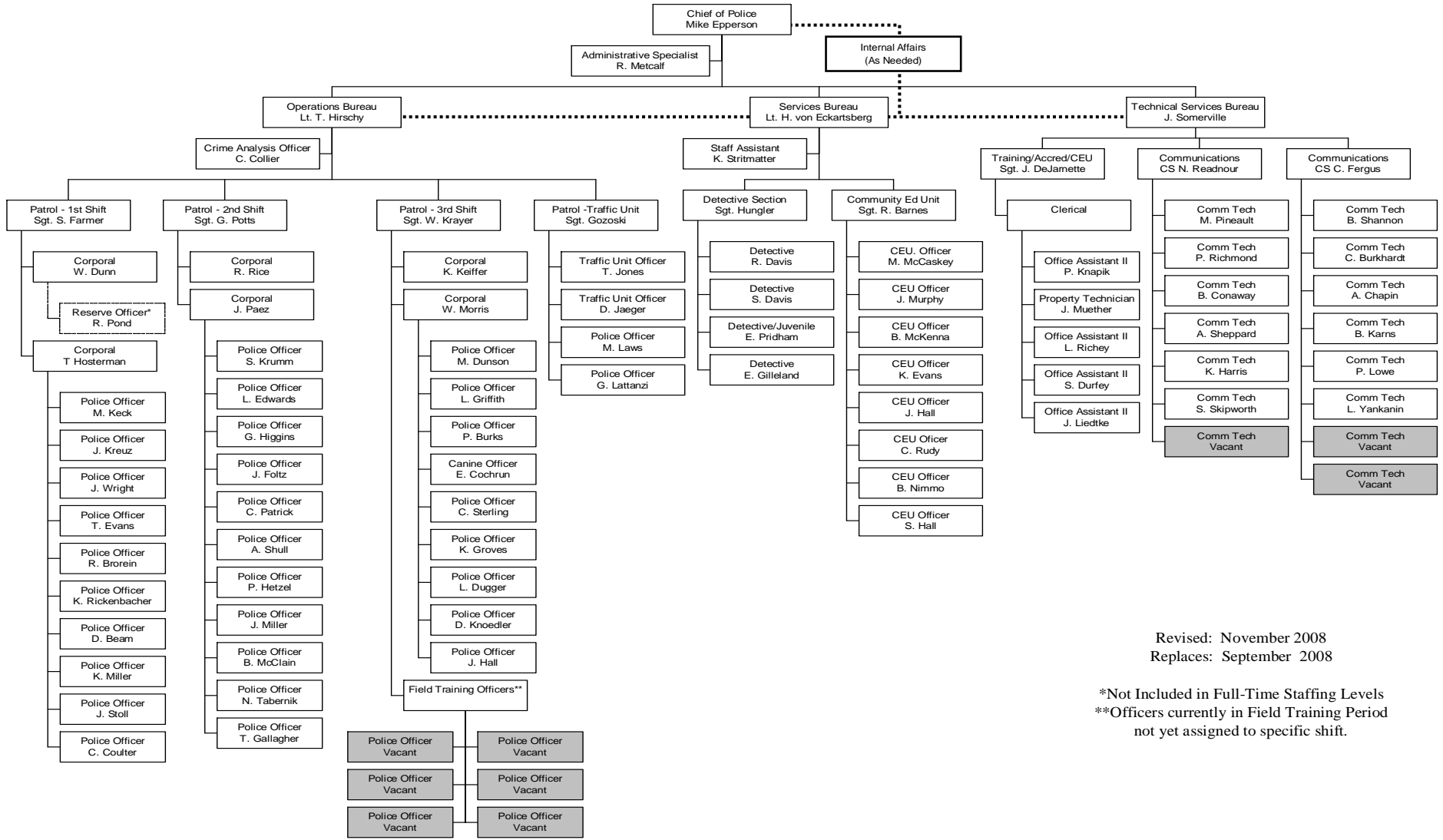
*below authorized staffing level

Reserves

Number Authorized	10
Number Actual	1*
Reserve Officer	1*

City of Dublin - Division of Police

Organizational Chart - Standard 11.1.2



Revised: November 2008
Replaces: September 2008

*Not Included in Full-Time Staffing Levels
**Officers currently in Field Training Period
not yet assigned to specific shift.

PERSONNEL HIGHLIGHTS 2008

New Personnel	Hire Date
• Stephanie Skipworth, Communications Technician	3/25/2008
• Andrew Marron, Police Officer	8/12/2008
• Derek Zalenka, Police Officer	8/12/2008
• Jeff Liedtke, Office Assistant II	11/3/2008

Selection Process	Appointment	Appointment Date
• Detective	Erik Gilleland	3/17/2008
• Traffic Unit Sergeant	Ed Gozowski	1/1/2008
• School Resource Officer	Sara Hall	7/28/2008
• Traffic Unit Officer	Greg Lattanzi	1/1/2008
• Traffic Unit Officer	Michael Laws	1/1/2008
• School Resource Officer	Brian Nimmo	3/31/2008
• Staff Assistant	Kristin Stritmatter	4/7/2008

Resignations/Retirements/ Reassignment/Termination	Hire Date/Assignment Date	Exit Date/ Reassignment Date
• Noelle McCoy	1/23/1998	2/29/2008
• Kenneth Jones	4/23/1990	2/15/2008
• Megan Worthy	7/9/2007	2/22/2008
• Sarah Hofecker	8/23/2007	9/5/2008
• Jeff Liedtke	4/14/1989	8/29/2008
• Andrew Marron	8/12/2008	8/19/2008
• Derek Zalenka	8/12/2008	8/19/2008

Internal Affairs Investigations

In 2008 three (3) internal affairs investigations were conducted by our agency. Compared to 2007, there were four (4) internal affairs investigations. The circumstances of these investigations follow. The first investigation was initiated due to a violation of the police division general orders regarding operation of a vehicle during an emergency response. A thorough investigation did indicate violation of the general order. The investigation was closed with a disposition of Improper Conduct and the officer involved was disciplined. The next investigation was initiated from a citizen complaint regarding the investigation and follow-up of a case. A review of the facts indicated that the officer did properly handle the case overall but the initial response on the particular day in question was not sufficient. The officer was counseled regarding the response and the investigation closed with a disposition of Proper Conduct – Officer Exonerated. The basis for the third investigation was violation of the police division general orders regarding code of conduct relating to dishonesty, misrepresentation, or falsification. A thorough investigation into the allegation was conducted and the officer found to have acted improperly. The investigation was closed with a disposition of Improper Conduct and the officer issued a written reprimand.

Internal Affairs Investigations by Employee Status:

January – December 2008
Sworn: 3 Civilian: 0

Analysis and Conclusions:

Analysis of the three (3) investigations did not identify a pattern of employee or misconduct for the year. However, when comparing investigations to the prior year, one employee was the subject of an investigation in 2008 and 2007. A review of the circumstances surrounding the investigations were not similar. The basis of the 2007 investigation was a complaint from another employee for creating a hostile work environment. The investigation was concluded with a disposition of unfounded. The basis of the 2008 investigation was for a violation of the police division's general order relating to dishonesty, misrepresentation, or falsification. The officer was found to have acted improperly and was issued a written reprimand in this instance. There was no other identifiable pattern of employee or type of misconduct identified.

Formal Complaints

In 2008 there were three (3) formal complaints filed, involving personnel of the division of police. The circumstances surrounding these complaints were as follows: First complaint – Demeanor; Second complaint – Demeanor; Third complaint – Kicking Suspect in Chest. Thorough investigations were conducted into each complaint. The results of those complaints follow – First complaint – Proper Conduct; Second complaint – Insufficient Evidence; Third complaint – Insufficient Evidence. In comparison to the previous year, there were three (3) complaints filed against employees, one which involved three sworn employees.

Complaints by Employee Status:

**Formal Complaints
January – December 2008
Sworn: 3 Civilian: 0**

Analysis and Conclusions:

A review of all complaints filed in 2008 did not identify a pattern of employee or misconduct. In addition, comparing the complaints received in 2008 to the complaints in 2007, there was no identifiable pattern of employee or misconduct identified.

Grievances

In 2008 two (2) grievances were filed by employees. The first grievance was filed as the result of an internal affairs investigation. This grievance was denied at step three. The second grievance was filed for refusal of prior service credit. Documentation of the prior service time was submitted therefore the prior credit was granted and the grievance resolved at step two. In 2007 there were zero (0) grievances filed by employees.

Grievances by Employee Status:

**January – December 2008
Sworn: 2 Civilian: 0**

Analysis and Conclusions:

In 2008 there was no pattern of employee or similarity in type of grievance being filed. No analysis could be conducted comparing 2008 to 2007 as no grievances were filed in 2007.

Use of Force

Use of force reports are used to document bodily force by means of a defensive tactic or technique or any other bodily force to overcome resistive tension. Minor hand to hand control techniques, such as handcuffing, physically touching, or gripping to overcome minor resistive tension, shall be reported on an incident report or narrative of the arrest form. Use of force reports are also used to document the use of a less lethal weapon. Any bodily force or use of a less lethal weapon resulting in an injury must be reported on a use of force report.

In 2008, the Dublin Division of Police reported a total of six (6) use of force incidents. The six (6) use of force incidents resulted in seven (7) individual use of force reports being filed. More reports were filed than total number of incidents due to more than one officer using force out of a single incident.

Of the six (6) use of force incidents in 2008, the following is a break down of the level of resistance encountered as identified in the use of force reports: not responding to commands (all 6 incidents), pulling away from officer (5 incidents), presenting physical danger cues (4 incidents), refusing to move/dead weight (4 incidents), verbal danger cues (3 incidents), wrestling with officer (1 incident), and pushing officer (1 incident).

In 2008, there were two incidents where the officers reported special circumstances. One incident involved distance from subject and other, and the other incident involved special knowledge and previous contact.

Of the six (6) use of force incidents in 2008, the following is a break down of the reporting officer's level of control applied: officer presence (all 6 incidents), verbal or physical commands (all 6 incidents), takedowns (5 incidents), assistance from other officers (5 incidents), escort position (3 incidents), balance displacement (2 incidents), and Taser (1 incident).

Of the six (6) use of force incidents in 2008, the subject/suspect was suspected of being under the influence of drugs or alcohol in one (1) incident and/or mental stress/instability in three (3) incidents.

Comparitively, of the six (6) use of force incidents in 2007, the subject/suspect was suspected of being under the influence of drugs or alcohol in four (4) incidents and/or mental stress/instability in two (2) incidents. Of the nine (9) use of force incidents in 2006, the subject/suspect was suspected of being under the influence of drugs or alcohol in seven (7) incidents and/or mental stress/instability in four (4) incidents. In some cases, the numbers may not match up due to some reports having more than one description for the suspect or none being marked on the report.

Of the six (6) use of force incidents in 2008, the subject/suspect suffered injuries in four (4) of the incidents. Two of the subjects/suspects required medical treatment at a hospital. One of those two subjects had a pre-existing surgical issue (i.e. recovering from knee surgery) and the other subject was treated and released by the hospital. The other two injuries were minor in nature and the subjects/suspects were treated and released by the medics. No reporting officers were injured in any of the 2008 incidents. Comparitively, of the six (6) use of force incidents in 2007, the subject/suspect suffered injuries in four (4) of the incidents (all injuries were minor in nature; i.e. cuts, scrapes, abrasions, etc.). All either did not require medical treatment or were treated and released by a medic. Of the six (6) use of force incidents in 2007, officers were injured in three (3) of the incidents. These injuries were minor in nature (i.e. scapes, cuts, soreness, etc.). Officers either did not require treatment or were treated and released by a medic. The numbers in some cases may not match up due to some incidents having or involving more than one officer.

Analysis and Conclusions:

In reviewing the six (6) use of force incidents that occurred in 2008, it is clear that all our policies regarding use of force were followed. All six (6) use of force incidents were correctly reported, investigated, and reviewed by the chain of command. All six (6) use of force incidents were classified as force necessary, reasonable, and consistent with policy. This information will be forwarded to the defensive tactics instructors and firearms instructors for their review and consideration for training purposes.

It should be noted that this use of force analysis is used to assist in making decisions in regards to the training curriculum for defensive tactics and firearms. Based on the analysis of 2008 use of force incidents, I believe the current defensive tactics program is appropriate and should be continued in its current format. The defensive tactics program incorporates: use of handcuffing, OC spray, ASP baton, Taser, use of force policy review, and other defensive tactics techniques (primarily takedowns, escorts, and balance displacement which is based on our current and past use of force analysis). The defensive tactics training is part of and will continue to be a part of the mandatory annual in-service training cycle.

DIVISION ACTIVITY

Goals & Objectives Update

January – December 2008

1	Maintain a low level of crime throughout the city.
----------	---

MEASUREMENT: 3-Year average of the Part I Crime Index per 1,000 residents with a 5% growth maintenance factor = 18.998 Part I Crimes per 1,000 residents or less.

*The maintenance factor should be adjusted to 19.174 as the figures used to calculate changed (i.e. 2007 Part I crimes changed slightly from the time of original calculation). 16.096 (2005), 18.967 (2006), and 19.720 (2007) = $54.783 / 3 = 18.261 * 1.05 = 19.174$ (or half year = 9.587).*

2005 = 605 / 37,586 / 16.096
2006 = 738 / 38,909 / 18.967

2007 = 792 / 40,163 / 19.720
2008 = 771 / 40,519 / 19.028

OPERATIONS BUREAU OBJECTIVES

PATROL

2008-101 Maintain a low level of thefts from vehicles throughout the city (222 or less).
Not Accomplished: Between 1/1/08 and 12/31/08, 318 theft from vehicle reports were filed.

2008-102 Maintain a low level of residential burglaries and commercial B&E throughout the city (151 or less).
Accomplished: Between 1/1/08 and 12/31/08, 113 burglary/B&E reports were filed.

CRIME ANALYSIS

2008-103 Increase the number (7 or more) of evolving or existing crime patterns/trends identified and communicate this information to all division components and/or the public as needed.
Accomplished: The Crime Analysis Officer completed 12 official crime alerts in 2008 as well as a number of unofficial crime alerts pertaining to theft from vehicle issues.

12/4/2008: Updated Theft from Vehicle Bulletin
11/25/2008: Updated Theft from Vehicle Bulletin
11/18/2008: Thefts from Vehicles
10/30/2008: Griffith Thomas activity
10/23/2008: Theft from Vehicle Activity
10/20/2008: Political Sign Incidents
10/8/2008: Flasher-updated

8/28/2008: Bank Robberies
7/25/2008: Plain City PD B&E's
7/17/2008: Thefts from Autos--District 4 -- updated
7/1/2008: Catalytic Converter Thefts updated
4/7/2008: Catalytic Converter Thefts

SERVICES BUREAU OBJECTIVES

DETECTIVES

2008-104 Ensure that CPD pawn shop squad and area resale shops are contacted monthly with case specific information regarding stolen property.
Accomplished: Stolen property spreadsheets were forwarded monthly. The case specific contacts required by objective were done in November and December. CPD pawnshop was contacted for assistance in November (11/12 #08-6966) and December (12/5 #08-7622). In December we were able to locate the television at Hilltop Pawn taken from a burglary case with CPD's assistance which led to an arrest in this case.

2008-105 Ensure that the detective section maintains a successful case clearance rate of 35%.
Not Accomplished: Clearance rate was at or above 35% for first three quarters of 2008. Last quarter it fell slightly, with a final successful clearance rate of 30% overall for the year.

2008-106 Coordinate with the Crime Analysis Officer to target locations for criminal and/or drug activity on a monthly basis.

Accomplished: Crime Analysis meetings were documented for each month except for September and December.

2008-107 Conduct at least one special operation per quarter targeting locations identified in above objective.

Accomplished: Four operations conducted for the year. All were "bait car" operations based on crime analysis information regarding thefts from vehicles.

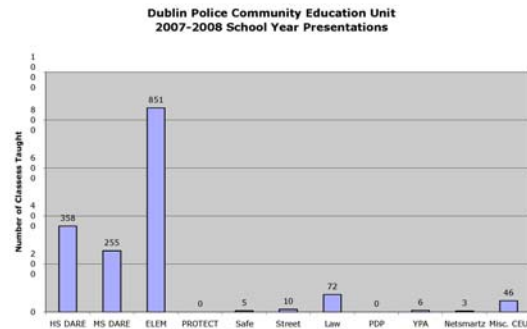
2008-108 Explore the possibility of a stolen property "buy back" program. Complete a proposal for budget funding by September 1, 2008.

Accomplished: The decision was made, however not to contract with LeadsOnline due to cost.

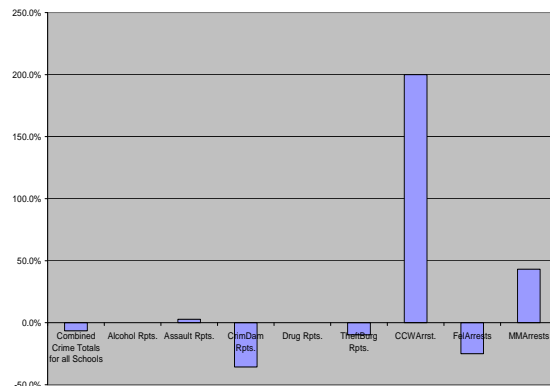
COMMUNITY EDUCATION UNIT

2008-109 Deliver crime prevention programs in the community, i.e., Safe Escape, Personal Defense Program, and CyberSafe to increase community awareness and reduce criminal opportunity.

Accomplished: CEU members continue to deliver programs as scheduled. A special PDP was presented 20 November at DCRC in response to the area serial rapist case. Attendance was at the class was high with 60 of 75 registered showing up, and the event received very positive media coverage. The final CRS report showing the volume of program delivery is shown.



Total Crime Rate Comparison %
Calendar Year-2008

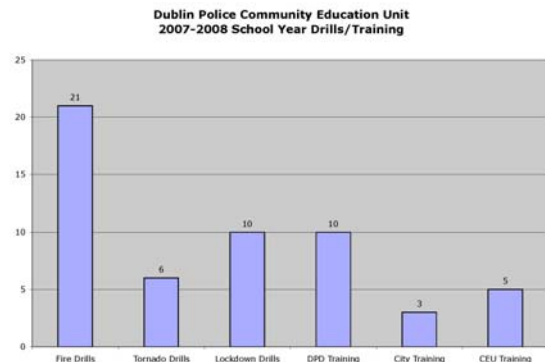


2008-110 Reduce the overall incidence of thefts (below 71) and assault/fighting incidents (below 37) in schools in 2008 over 2007 totals.

Not Accomplished: The targeted reductions were successful for theft offenses, but not for assault/fighting offenses. These crimes continue to persist in the schools and will remain a focus of effort for the CEU. Final totals: Thefts: 64 Assaults/Fighting: 38

2008-111 Contribute to the development and greater implementation of school building safety committees to address safety issues and threats.

Accomplished: The Dublin Schools bond package passed and funds will be available in 2009. CEU members have begun involvement in planning for security and safety upgrades at their school buildings. The SRO Rifle Proposal was approved and these will be put into the schools in 2009.



TECHNICAL SERVICES BUREAU OBJECTIVES COMMUNICATIONS

2008-112 Improve the timeliness and increase the total number of iLincs alert entries, intelligence entries, information sharing bulletins and inquiry note entries over 2007 statistics.

Accomplished: The communications center staff entered 85 alerts, exceeding the total of 51 entered in all of 2007.

2008-113 Actively work warrants by making contact with the wanted person and clearing the warrant as a direct result of communication's efforts.

Not Accomplished: The warrant team was able to clear 50 warrants through direct contact with the defendant, which was an increase over the 48 in 2007, but fell short of the goal of 85 cleared warrants. The warrant team did document a total of 18 workable warrants to roll call for service attempt, short of the goal of 36.

RECORDS

2008-114 Complete all CRIME related data entry by the second work day of each new month.

Accomplished: This goal was accomplished effectively by the Records Bureau team. The improved use of field reporting for all supplemental reports helped to make this goal a success.

2008-115 Complete and distribute Detective Bureau reports (Organized Crime, Part I Crimes, Property Crime, Stolen Property, and Cold Case) by the seventh day of each month.

Accomplished: Detective Bureau reports were completed and distributed by the seventh day of each month.

2008-116 Prepare a quarterly report that compares recovered and found property impounded by the property function to crime and lost property reports to help link property to existing cases.

Accomplished: Quarterly reports were created and reviewed for matches in May, July, November and January.

2	<i>Maintain a low level of traffic crashes occurring in the city and respond effectively to other traffic concerns.</i>
----------	--

MEASUREMENT: *3-Year average of the Crash Rate Index per 1,000 residents with a 5% growth maintenance factor = 19.376 Traffic Crashes per 1,000 residents or less.*

*The maintenance factor should be adjusted to 19.463 as the figures used to calculate changed (i.e. 2007 crashes changed slightly from the time of original calculation). 18.411 (2005), 17.502 (2006), and 19.695 (2007) = $55.608 / 3 = 18.536 * 1.05 = 19.463$ (or half year = 9.731).*

*2005 = 692 / 37,586 / 18.411
2006 = 681 / 38,909 / 17.502*

*2007 = 791 / 40,163 / 19.695
2008 = 847 / 40,519 / 20.904*

OPERATIONS BUREAU OBJECTIVES

PATROL

2008-201 Maintain a low level of traffic crashes in the top 7 traffic crash corridors (339 or less).

Not Accomplished: Between 1/1/08 and 12/31/08, 383 traffic crash reports were filed in the top 7 traffic crash corridors.

2008-202 Maintain a consistent number of division-wide OVI related arrests (154 or more).

Not Accomplished: Between 1/1/08 and 12/31/08, 151 OVI related arrests were made.

TRAFFIC ENFORCEMENT UNIT

2008-203 Reduce the 85th percentile speeds in those areas which warrant a TEU project response.

Accomplished: Between 1/1/08 and 12/31/08, only two locations were identified as warranting a TEU project response:

- Earlington Parkway was identified with excessive speeds and a neighborhood traffic project was initiated by the TEU. The 85th percentile speed of 33 MPH in a 25 MPH zone was reduced to 31 MPH in a 25 MPH zone (6.1% decrease in speed) through a combination of education and enforcement.*

- *Summitview Road was identified with excessive speeds and a neighborhood traffic project was initiated by the TEU. The 85th percentile speed of 44.5 MPH in a 35 MPH zone was reduced to 43.7 MPH in a 35 MPH zone (1.8% decrease in speed) through a combination of education and enforcement.*

It should be noted that in 2008, the TEU responded to 168 traffic complaints, deployed the speed trailers 113 times, deployed the stealthstats on 64 occasions, and participated in a number of local, regional, state, and national traffic safety campaigns.

2008-204 Maintain a low level of traffic crashes in the top 7 traffic crash corridors (339 or less).
Not Accomplished: Between 1/1/08 and 12/31/08, 383 traffic crash reports were filed in the top 7 traffic crash corridors.

CRIME ANALYSIS

2008-205 Increase the number (4 or more) of evolving or existing traffic crash patterns/trends identified and communicate this information to all division components and/or the public as needed.

Not Accomplished: Only one evolving pattern or trend was identified and communicated to all division components and/or the public as needed. The objective was to increase this to 4 or more in 2008. However, it should be noted that a weekly and monthly report was completed on traffic crash data in 2008. On 07-23-08, the crime analysis officer conducted a study of traffic crash data (CFS vs. Reports) to determine if the stricter standard of reporting contributed to the increase in traffic crash reports. It was determined that traffic crash reporting rates have increased by approximately 20% from the first six months of 2007 (47%) to the first six months of 2008 (67%). This resulted in 43% more crash reports being filed in the first half of 2008 (546) compared with the first half of 2007 (380).

SERVICES BUREAU OBJECTIVES

COMMUNITY EDUCATION UNIT

2008-206 Complete HS DARE and related lessons promoting safe driving in all three high schools.
Accomplished: All scheduled lessons were delivered as committed in the high schools. The final CRS report will show other related classes that HS SRO's delivered in 2008. The division trained 2 new DARE Officers and both have successfully delivered HS DARE at their assigned schools.

2008-207 Deliver the StreetSafe program each month. Enhance outcome measures by implementing an online survey of participants.

Accomplished: The program was delivered successfully. In October 2008 we began a pilot run of having the class every other month. This was done to increase class size and be more cost effective. As of January 2009 this has been very successful.

-Since it's inception in July 2006, there has been 100% participation in the program of eligible juveniles.

*July-Dec 2006 = 49 participants
 2007 = 130 participants
 2008 = 118 participants*

-The following information is for all Juveniles cited for Speed in 2005, 2006, 2007 and 2008 for comparison.

*2005 = 157 2007 = 152
 2006 = 157 2008 = 14*

2008-208 Support development, planning and execution of the Dublin Teen Driver Rodeo in cooperation with other community partners.

Accomplished: The event was successfully executed with the direct support of the CEU. There were 55 participants (about the same as in 2007). New education stations were the result of CEU efforts such as; Motorcycle safety and awareness with C&A Harley Davidson, and a skid car provided by Mid Ohio Driving School. The Kiwanis Club of Dublin has taken over ownership of the event for 2009 and the CEU expects to provide similar support.

TECHNICAL SERVICES BUREAU OBJECTIVES

COMMUNICATIONS

2008-209 Formalize and implement the traffic re-route plans by creating pre-plans and conducting training for all communications technicians.

Accomplished: The traffic re-route plans are complete and available on-line on CopNET. Communications Technicians have been trained on plan implementation. The hope was to have the plans available on the Looking Glass Mapping software, but a staff change in GIS has pushed this plan back until Q1 2009.

2008-210 Install and utilize traffic cameras at three major intersections.

Not Accomplished: Engineering changes in the Wi-Fi network, including the expansion work on the system effectively canceled this effort until spring 2009. Dollars are allocated and cameras are ready for installation as soon as the network is finalized and ready for production use.

RECORDS

2008-211 Complete all crash and citation data by the second day of each new month.

Accomplished: All crash and citation data was completed by the second day of each new month.

2008-212 Complete and distribute traffic and citation activity analysis reports by the seventh day of each month.

Accomplished: traffic and citation activity analysis reports were completed and distributed by the seventh day of each month.

3	<i>Enhance our readiness and demonstrate our ability to successfully resolve critical incidents.</i>
----------	---

MEASUREMENT: *Majority of sub-objectives are accomplished and successful resolution of actual critical incidents as determined by department de-briefings.*

OPERATIONS BUREAU OBJECTIVES

PATROL

2008-301 Complete one (1) critical incident exercise per shift/unit.

Accomplished: All patrol shifts completed at least one (1) critical incident exercise.

04/30/08: 1st shift conducted a tactical walk through exercise at Ashland Chemical.

05/19/08: 1st shift conducted a tactical walk through exercise at Crowne Plaza.

07/01/08: 1st shift conducted a tactical walk through exercise at Corazon Club & Spa.

07/22/08: 2nd shift conducted a tactical walk through exercise at Ashland Chemical.

08/07/08: 1st shift conducted a tactical walk through exercise at Marriott Northwest.

08/21/08: 3rd shift conducted a critical incident drill involving an officer involved shooting.

12/16/08: 1st shift conducted a table top exercise on a bomb threat at a local business.

2008-302 Conduct quarterly deployment drills (drill or actual deployment) with officers using the ballistic packages to test their readiness to deploy the equipment.

Accomplished: All patrol shifts conducted quarterly deployment drills with officers using the ballistic packages.

01/24/08: 2nd shift completed a quarterly deployment drill using the ballistic packages.

01/25/08: 3rd shift completed an actual deployment of the ballistic packages on a suicide attempt call.

02/02/08: 1st shift completed a quarterly deployment drill using the ballistic packages.

02/20/08: 2nd shift completed an actual deployment of the ballistic packages on a suicide attempt call.

04/12/08: 2nd shift completed a quarterly deployment drill using the ballistic packages.

05/26/08: 1st shift completed a quarterly deployment drill using the ballistic packages.

06/03/08: 3rd shift completed a quarterly deployment drill using the ballistic packages.

07/22/08: 2nd shift completed a quarterly deployment drill using the ballistic packages.

09/07/08: 1st shift completed a quarterly deployment drill using ballistic packages.

09/08/08: 3rd shift completed a quarterly deployment drill using the ballistic packages.

11/28/08: 3rd shift completed a quarterly deployment drill using the ballistic packages.

12/05/08: 2nd shift completed a quarterly deployment drill using the ballistic packages.

12/06/08: 1st shift completed a quarterly deployment drill using the ballistic packages.

2008-303 Conduct at least one (1) roll call training per shift reference an aspect related to the division's E.O.P.
Accomplished: All patrol shifts conducted at least one (1) roll call training on an aspect related to the division's EOP.

07/22/08: 2nd shift completed an in-service training on the police division's emergency operations plan. The following topics were covered and discussed: Levels of Emergency Call Outs, Chemical/Explosion Events, Terrorist Alert Levels & Responses, Amber Alert, DEWS, Mass Arrests, and Emergency Operations Center Activation.

08/27/08: 1st shift completed an EOP presentation during roll call on first responder responsibilities in initiating the ICS system.

09/17/08: 2nd shift completed two EOP presentations during roll call on the DECS system and the crisis call center.

10/28/08: 3rd Shift completed emergency operations plan roll call training with officers that covered evacuations (bomb threats, hazardous materials, critical incidents, etc.), relocation sites, and shelter-in-place.

TRAFFIC ENFORCEMENT UNIT

2008-304 Participate in one (1) shift/unit critical incident exercise.

Accomplished: Members of the TEU participated in several critical incident exercises:

02/07/08: TEU members participated in roll call training on long gun safety.

04/10/08: TEU members observed a lockdown drill at Jerome High School.

05/19/08: TEU members attended the 1st shift tactical walk through exercise at Crowne Plaza.

07/01/08: TEU members attended the 1st shift tactical walk through exercise at Corazon Club & Spa.

12/16/08: TEU members attended the 1st shift table top exercise on a bomb threat at a local business.

2008-305 Participate in at least one (1) shift roll call training reference an aspect related to the division's E.O.P.

Accomplished: TEU personnel have conducted roll call training in reference to an aspect related to the division's EOP on:

01/31/08: (Topics: EOP, ICS, NIMS, and critical incidents).

02/06/08: (Topics: ICP, including definition, purpose and location of the ICP, ICP security, authorized personnel to access the ICP and the zones of a critical incident).

03/13/08: (Topics: staging area, role of the public information officer and the media information area).

04/08/08: (Topics: Establishing Perimeters, Outer Perimeter, Inner Perimeter, Bomb Threats, Hazardous Materials, and Hostage Barricade Situations).

06/10/08: (Topics: shelter-in-place, traffic management, traffic signal controls, incident action plans, and incident communications).

07/15/08: (Topics: incident communications and communications failure).

2008-306 Conduct quarterly deployment drills (drill or actual deployment) with officers using the ballistic packages to test their readiness to deploy the equipment.

Accomplished: The TEU conducted all quarterly deployment drills in 2008:

01/22/08: TEU completed a quarterly deployment drill using the ballistic packages.

04/08/08: TEU completed a quarterly deployment drill using the ballistic packages.

07/15/08: TEU completed a quarterly deployment drill using the ballistic packages.

12/3/08: TEU completed a quarterly deployment drill using the ballistic packages.

SERVICES BUREAU OBJECTIVES

DETECTIVES

2008-307 Maintain all crime scene response equipment in working order through documented monthly inspection.

Accomplished: We have reports on file for each month of 2008 to date of the truck 9 inspection.

2008-308 Debrief and evaluate each death response conducted by the detective bureau as a unit.

Not Accomplished: Three DOA's were not debriefed as a unit.

2008-309 Conduct quarterly training session involving all detectives focusing on various crime scene investigative tools, and/or scenarios.

Not Accomplished: Training sessions were conducted but not quarterly.

2008-310 Conduct an exercise that requires all detectives to demonstrate proficiency with all crime scene technical equipment.

Accomplished: Training scenario and debrief at City's Post Rd property.

COMMUNITY EDUCATION UNIT

2008-311 Develop and complete Single Officer Response training package along with at least one additional unit training exercise.

Accomplished: SRO's did complete individual training in the stated area, but the unit did not conduct another exercise in 2008. CEU members did complete the DPD QUAD Training in 2008, which is essentially the same type of training we were planning to do as a unit.

2008-312 Conduct debriefs and after-action reports of incidents at schools, and integrate lessons learned into training and operations.

Accomplished: SRO's continued to record reports on various drills in their schools. An archive of these reports is maintained, and has been used while planning unit training.

ADMINISTRATIVE

2008-313 Achieve NASRO "Model Agency" designation by successfully completing the application process.

Accomplished: Award received at the NASRO Conference on 29 July. The Journal of School Safety featured DPD in the September issue.

TECHNICAL SERVICES BUREAU OBJECTIVES

COMMUNICATIONS

2008-314 Conduct a minimum of three CAD/MDC failure drills.

Accomplished: All drills were successfully completed. A recommendation for specific training on how to back enter the manual run cards was a recommendation made by staff and will occur in 2009.

2008-315 Conduct a IDT deployment in conjunction with a Quad response (actual or drill)

Accomplished: The Incident Dispatch Team, along with other communications technicians actively participated in the annual Quad training held during the October in-service training block. The training gave the IDT members valuable insight into how a Quad response differs from a normal police response in a critical incident.

2008-316 Develop IDT deployment pre-plans for each of the high schools and middle schools.

Accomplished: An IDT deployment plan was created for each school and is posted on CopNET. Each plan offers several alternatives for deployment and command post set up.

2008-317 Conduct radio system training for all sworn personnel that addresses walkie, mobile and radio template use.

Not Accomplished: This goal was not accomplished due to a lack of adequate planning.

RECORDS

2008-318 Conduct a Property Room disaster drill.

Accomplished: Property Technician Muether and Sgt. DeJarnette successfully tested the property room disaster plan in November using the scenario of a water leak in the main property room. An after action report was completed and made several recommendations for room configuration changes as a result of the drill.

DIVISION ACTIVITY

CALLS FOR SERVICE

District 1

Includes all areas within the city limits that are south and east of Interstate 270 and west of the Scioto River. Also includes I270 northbound from US 33 westbound ramp up to Sawmill Road.

District 2

Includes all areas within the city limits that are east of the Scioto River, west of Sawmill Road, south of the Delaware County Line and north of Martin Road. Also includes I270 westbound from Sawmill Road to US 33 and the ramp from I270 southbound to US 33 westbound.

District 3

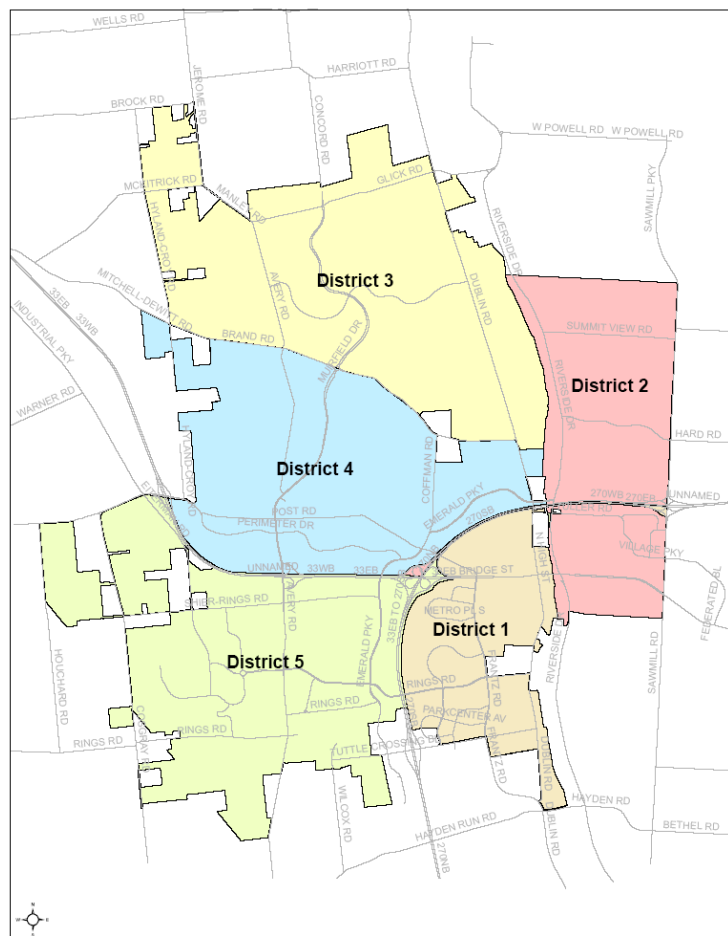
Includes all areas within the city limits that are north of Brand Road and west of the Scioto River. All addresses that are within the city limits on Brand Road including the intersections of Brand Road/Muirfield Drive and Brand Road/Dublin Road are covered by this district.

District 4

This district includes all areas within the city limits that are south of Brand Road, north of US 33 and west of Interstate I270, Browning Court and Dublin Road. Addresses that are south of Brand Road to the I270 overpass that are within the city limits are part of District 4.

District 5

This area includes all areas within the city limits that are south of the north edge of US 33 and west of I270. This area also covers both northbound and southbound lanes of I270 between Tuttle Crossing and US 33 and all ramps to and from I270 south of US 33.



NOTE: The following is a breakdown of calls for service. They represent initial reports. The number of actual offenses may be different after officer's investigation.

WORKLOAD ANALYSIS REPORT

January - December 2008

The January through December 2008 Workload Analysis reflects a total of 23,126 calls for service. This figure does not include traffic stops, foot patrols or courtesy cards initiated by officers or activity occurring in District 0 (calls outside city limits/mutual aid). The average response time for calls was five (5) minutes from the time the call was received by our communications technician until the first responding officer arrived on the scene. The average time to reach a disposition and clear the call was twenty-four (24) minutes.

The Workload Analysis also allows us to track activity levels by hour by day. We analyze this data to determine our staffing levels for patrol shifts. By reviewing our Workload Analysis Graph on the following page, you can see that our busiest hour of activity was between 9AM and 10AM. One thousand nine hundred and ninety-five (1,995) calls for service were received during this time frame. The next busiest hour was between 3PM and 4PM when one thousand seven hundred forty-four (1,744) calls for service were received. The ability to obtain this type of data is critical to effectively staff our patrol shifts.

While reviewing this report it is important to note that various factors can influence average response times. "Stacking" of calls where lower priority calls are held so that calls of a more urgent nature can be dispatched and responded to commonly occurs. "Cross dispatching" where an officer is dispatched out of district to a call will also increase response time. Low priority calls that are received during roll call/shift change negate an immediate response from patrol officers thus increasing response times.

As a matter of practice, we like to keep our average response time for all calls occurring inside the City under ten (10) minutes. As previously stated, there are certain incidents where that becomes impossible. However, our goal is realistic and as demonstrated by the January through December 2008 report, was met. The following is a break down of calls for service by district with the overall total calls, average response time and average time to resolve the call:

District 1 Totals

4,481 Calls for Service
 5 minute average response time
 24 minute average time to resolve call

District 4 Totals

6,034 Calls for Service
 5 minute average response time
 26 minute average time to resolve call

District 2 Totals

4,282 Calls for Service
 5 minute average response time
 27 minute average time to resolve call

District 5 Totals

4,371 Calls for Service
 5 minute average response time
 22 minute average time to resolve call

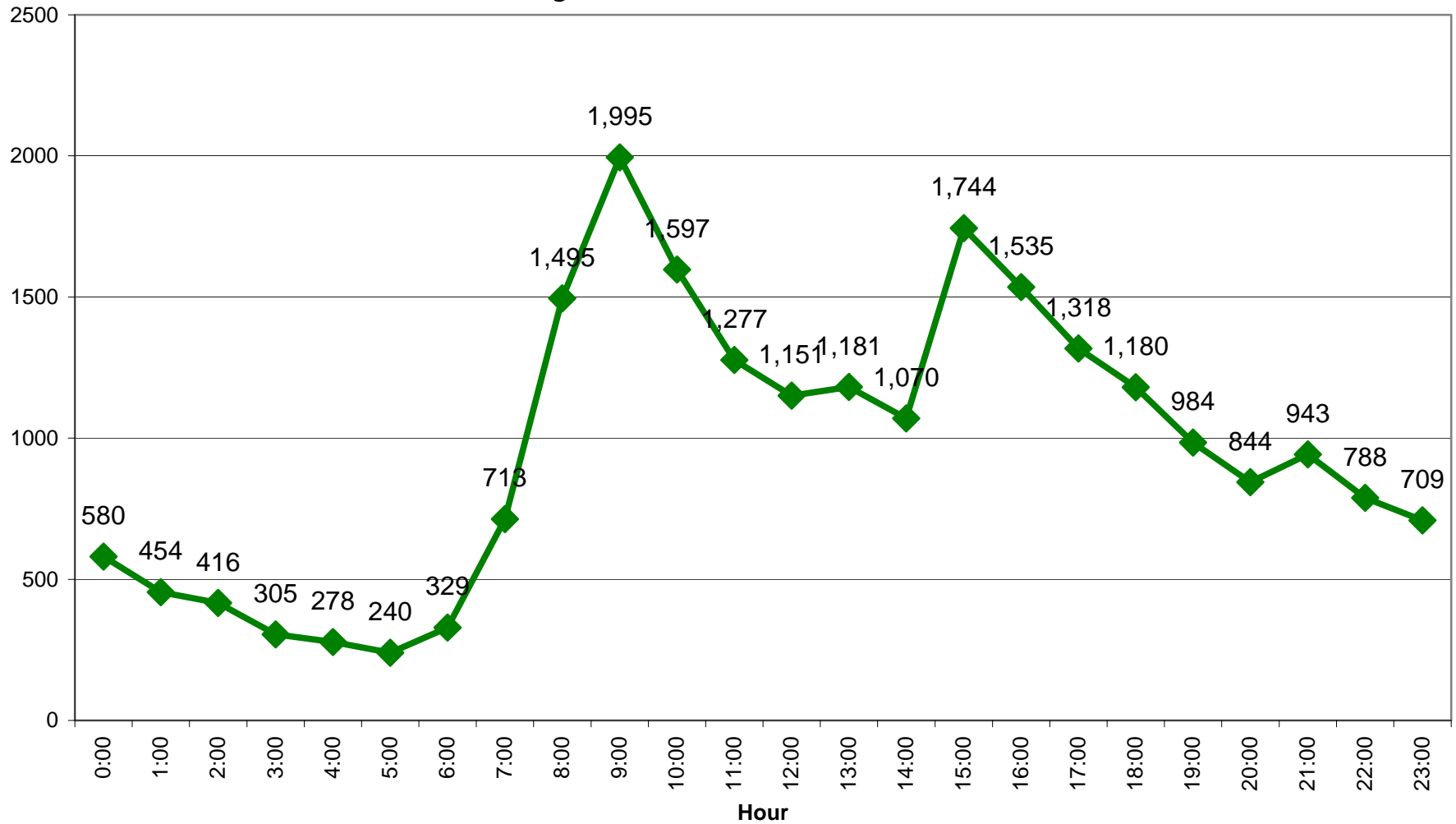
District 3 Totals

3,958 Calls for Service
 7 minute average response time
 22 minute average time to resolve call

Total Calls for Service

23,126 Calls for Service
 5 minute average response time
 24 minute average time to resolve call

Calls for Service by Time of Day January - December 2008



WORKLOAD ANALYSIS REPORT

October - December 2008

The October through December 2008 Workload Analysis Report reflects a total of 5,088 calls for service. This figure does not include traffic stops, foot patrols or courtesy cards initiated by officers or activity occurring in District 0 (calls outside city limits/mutual aid). The average response time for calls was six (6) minutes from the time the call was received by our communications technician until the first responding officer arrived on the scene. The average time to reach a disposition and clear the call was twenty-six (26) minutes.

The Workload Analysis Report also allows us to track activity levels by hour by day. We analyze this data to determine our staffing levels for patrol shifts. By reviewing our Workload Analysis Chart on the following page, you can see that our busiest hour of activity was between 9AM and 10AM. Four hundred twenty-one (421) calls for service were received during this time frame. The next busiest hour was between 10AM and 11AM when three hundred thirty-eight (338) calls for service were received. The ability to obtain this type of data is critical to effectively staff our patrol shifts.

While reviewing this report it is important to note that various factors can influence average response times. "Stacking" of calls where lower priority calls are held so that calls of a more urgent nature can be dispatched and responded to commonly occurs. "Cross dispatching" where an officer is dispatched out of district to a call will also increase response time. Low priority calls that are received during roll call/shift change negate an immediate response from patrol officers thus increasing response times.

As a matter of practice, we like to keep our average response time for all calls occurring inside the City under ten (10) minutes. As previously stated, there are certain incidents where that becomes impossible. However, our goal is realistic and as demonstrated by the October through December 2008 report was met. In an effort to assist the reader in reviewing the Workload Analysis Report the following is a list of some relevant interpretations for review.

District 1 Totals

1,033	Calls for Service
5	Minute average response time
23	minute average time to resolve call

District 4 Totals

1,300	Calls for Service
5	minute average response time
28	minute average time to resolve call

District 2 Totals

1,001	Calls for Service
6	minute average response time
29	minute average time to resolve call

District 5 Totals

904	Calls for Service
5	minute average response time
25	minute average time to resolve call

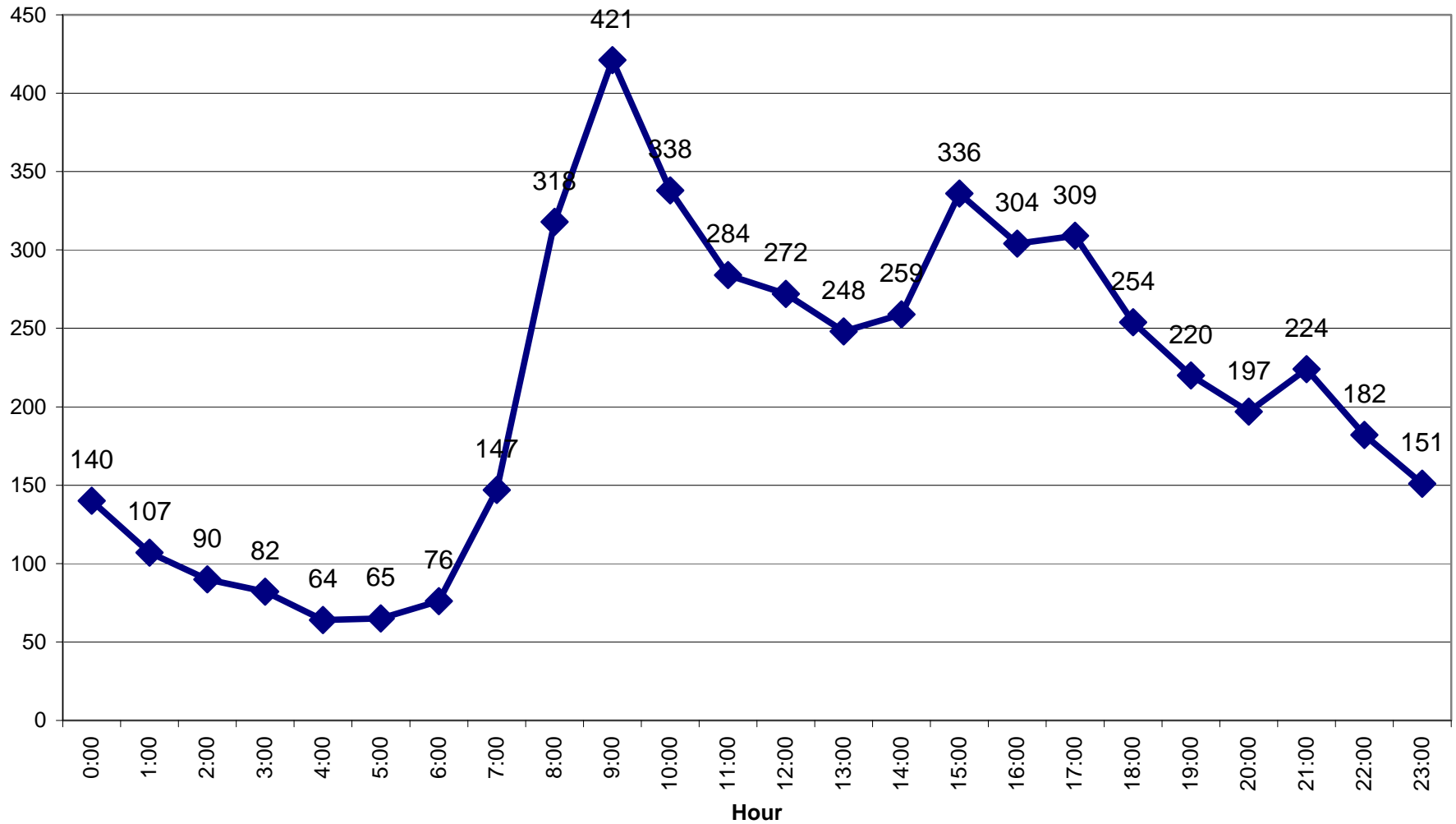
District 3 Totals

850	Calls for Service
7	minute average response time
25	minute average time to resolve call

Total Calls for Service

5,088	Calls for Service
6	minute average response time
26	minute average time to resolve call

Calls for Service by Time of Day October - December 2008



TRAINING

2008 TRAINING OVERVIEW

This year our agency conducted over 1,778 hours of in-service training, which is approximately a 9% increase from 2007. This mostly comprised of training mandated by our Division Policy, Accreditation standards, and topics identified by the Training Committee as necessary to stay current on Law Enforcement trends. Some of the major topics included were Firearms/Taser Proficiency, Defensive Tactics, Traffic Stops/Motor Vehicle Pursuits, QUAD, Legal Updates, Court Security, CPR/AED, Handling the Mentally Ill, General Order updates, Accreditation, and the All Hazard Plan. The division's Crowd Control & Bike Patrol units also conducted annual training. The division continued to provide Electronic Speed Measuring Device update training to our Operations Bureau personnel. Overall each division employee attended an average of over twenty hours of in-service training in 2008.

Agency personnel attended a total of 4,363 hours of outside training which is a 26% increase from 2007. Total training hours this year for the Division totaled 6,141 hours compared to 4,841 hours in 2007. These numbers indicate an average of fifty hours of outside training per employee and a total training average of over seventy hours per employee within the Division.

There has been a division goal to increase preparedness to handle critical incidents from 2004 to present. To achieve this goal the agency has conducted Active Shooter training and expanded our all hazard plan training to include all personnel. Individual shifts also conducted multiple tabletop exercises. 2008 also included a Property Room disaster drill.

We continue to use our training room for a variety of purposes. In 2008 we conducted a major upgrade to the room by purchasing two mounted projectors, a lectern, smart board, DVD player, speaker system, tables and chairs. Our facility has hosted training provided by John E. Reid & Associates, Van Meter & Associates, the Ohio Association of Chiefs of Police, Ohio School Resource Association, The National Institute for Truth Verification and Taser International. We also hosted our "Street Safe" program and the Police Youth Academy. We used our training room for 384 hours of training and 230 hours of meetings in 2008.

Excellent training will continue to be an area of focus for our agency in 2009.

COMMUNITY EDUCATION UNIT

October – December 2008

Current concerns voiced by the community through civic association meetings, e-mail, phone calls, etc:

25 via email

Over 160 inquiries and requests via telephone

The most common inquiries were;

1. Request for services, i.e., tours of the Dublin Justice Center, Speaker/Activity Requests.
2. General questions about law enforcement.
3. Information requests on open police positions
4. Information requests about the police ride-a-long program

Potential problems identified that have a bearing on law enforcement activities:

Traffic related problems on roadways due to weather and volume.

Planning for and responding to traffic problems related to severe winter weather.

Maintain levels of crime and prevent increases or emergence of serious crime.

Recommended actions that address previously identified concerns and problems:

Complete traffic education, prevention and enforcement efforts.

Use crime analysis in order to target resources in order to maximize prevention and enforcement efforts.

Complete related and supporting organizational and individual training.

Progress made towards addressing previously identified concerns and problems:

(Also see progress on goals and objectives)

Prevention and patrol efforts directed toward reducing the thefts.

Traffic enforcement efforts directed at targeted areas of concern.

All division sections have made positive progress on stated 2008 objectives.

Effective police response and service evidenced by police quality of service survey.

Community Relations and Crime Prevention Events:

24 Speaker/Activity Requests completed

Distributed “Anti-Theft Stickers” to local hotels

Completed fingerprinting services for residents and corporate employees.

Delivered the “Street Safe” Program for juvenile traffic offenders.

Delivered the Safe Escape Program at the Dublin Community Recreation Center

Conducted self-defense classes for residents, schools and corporate groups

Distributed holiday safety campaign

Neighborhood Watch Program:

Distributed a Neighborhood Watch “Starter Kit” for local groups.

4 meetings attended and distribution of related information to several residents

Operation KidPrint and Block Parent Programs:

Promoted the Block Parent Program at local events.

Provided “Kid Facts Kits” at several community events and distributed kits to residents.

Speaker's Bureau Commitments

24 Speaker/Activity Requests completed

Personal Defense Program:

Promoted program at community events

Delivered customized programs to corporate residents and Dublin high schools.

Police Interns:

Employed 1 intern from Columbus State Community College

Operation Gunlock:

Gunlocks distributed at community events.

QUALITY OF SERVICE SURVEY

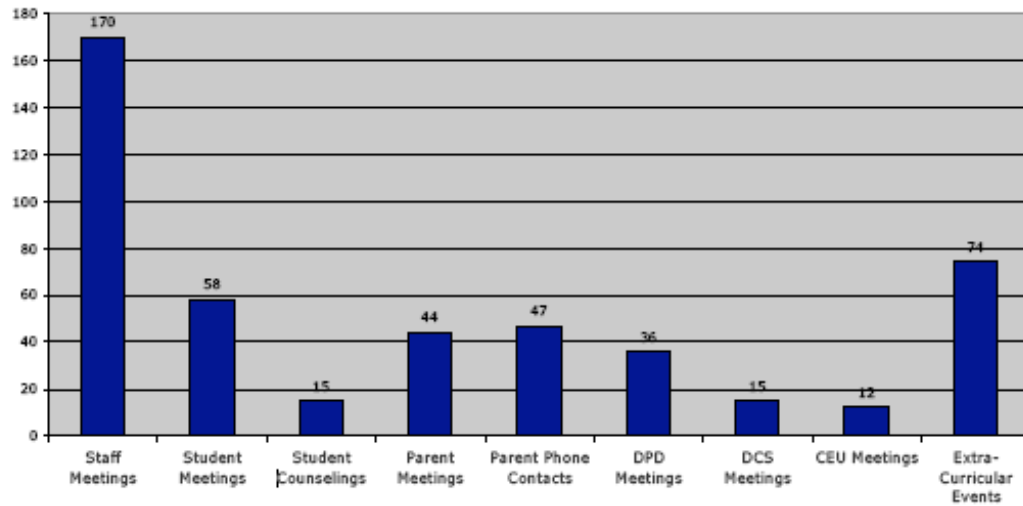
CALLS FOR SERVICE SURVEY							
Question	Strongly Agree	Somewhat Agree	Agree	Somewhat Disagree	Strongly Disagree	Don't Know	N/A
1. Any on-going investigation of your situation has been thoroughly and professionally handled.	7	1	2	-	-	-	2
2. Your situation was handled within a reasonable amount of time.	9	1	1	-	-	-	1
3. The level of service received met your expectations.	10	1	1	-	-	-	-
4. The services provided were responsive to your situation and helpful.	9	2	1	-	-	-	-
5. Your overall perception of the Dublin Division of Police is positive.	9	1	1	-	-	-	1
6. The efforts of the Dublin Police have made the city a safer place to live and work.	5	4	3	-	-	-	-
7. Neighborhood Watch and other crime prevention activities are important.	7	-	4	1	-	-	-
8. The Dublin Division of Police adequately publicizes the safety and crime prevention programs offered to the community.	1	6	3	-	-	-	2
Total Sent	100						
Total Received	12						
No comments given.							

TRAFFIC STOP SURVEY							
Question	Strongly Agree	Somewhat Agree	Agree	Somewhat Disagree	Strongly Disagree	Don't Know	N/A
1. The officer(s) were professional and courteous during the traffic stop.	6	-	-	-	-	-	-
2. The traffic stop was reasonable and it was clear why you were stopped.	6	-	-	-	-	-	-
3. The officer(s) explained the reason for the stop and answered questions.	6	-	-	-	-	-	-
4. The officer(s) explained the citation and court/payment procedures.	6	-	-	-	-	-	-
5. The amount of time the traffic stop lasted was reasonable.	5	-	-	-	1	-	-
Total Sent	100						
Total Received	6						
Sample of Comments:							
"I was in Dublin visiting and taking my granddaughter to school. I knew there was a school in the vicinity but not paying attention. My citation was justified and officer most courteous."							
"Took almost half an hour."							

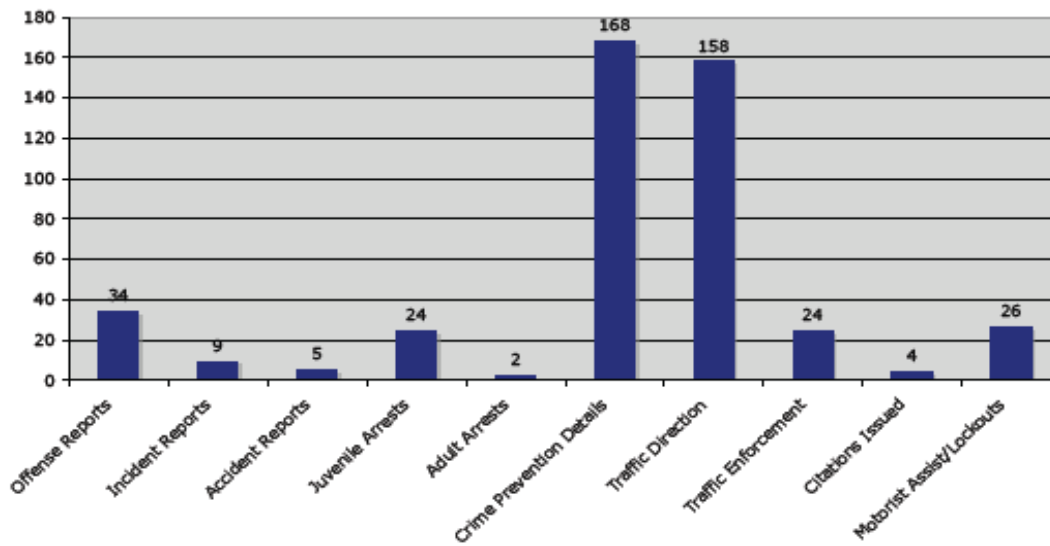
WEB BASED QUALITY OF SERVICE SURVEY							
Question	Strongly Agree	Somewhat Agree	Agree	Somewhat Disagree	Strongly Disagree	Don't Know	N/A
1. Any on-going investigation of your situation has been thoroughly and professionally handled.	3	-	-	2	1	-	-
2. Your situation was handled within a reasonable amount of time.	2	-	1	3	-	-	-
3. The level of service received met your expectations.	2	-	1	1	2	-	-
4. The services provided were responsive to your situation and helpful.	2	-	-	3	1	-	-
5. Your overall perception of the Dublin Division of Police is positive.	2	-	2	2	-	-	-
6. The efforts of the Dublin Police have made the city a safer place to live and work.	4	1	1	-	-	-	-
7. Neighborhood Watch and other crime prevention activities are important.	2	1	1	1	1	-	-
8. The Dublin Division of Police adequately publicizes the safety and crime prevention programs offered to the community.	3	1	1	1	-	-	-
Total Received	6						
Sample of Comments:							
"My big issue with this incident is that it has been happening for over a year and reported multiple times (also to other houses on our street.) The parties responsible are out after curfew and take place on weekends between 12am-2am. I would expect with this number of complaints some action would be taken to prevent or catch them."							

D.A.R.E. and School Resource Officer Programs

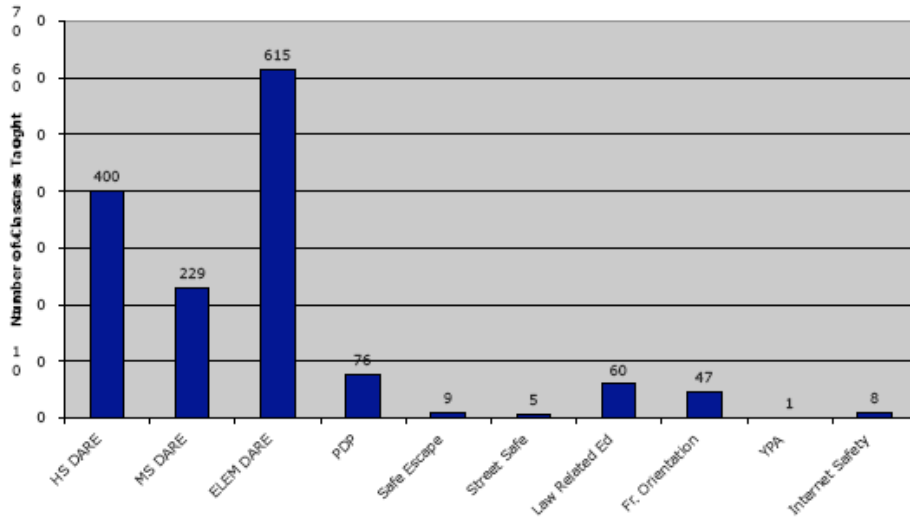
**Dublin Police Community Education Unit
2008 - Meetings**



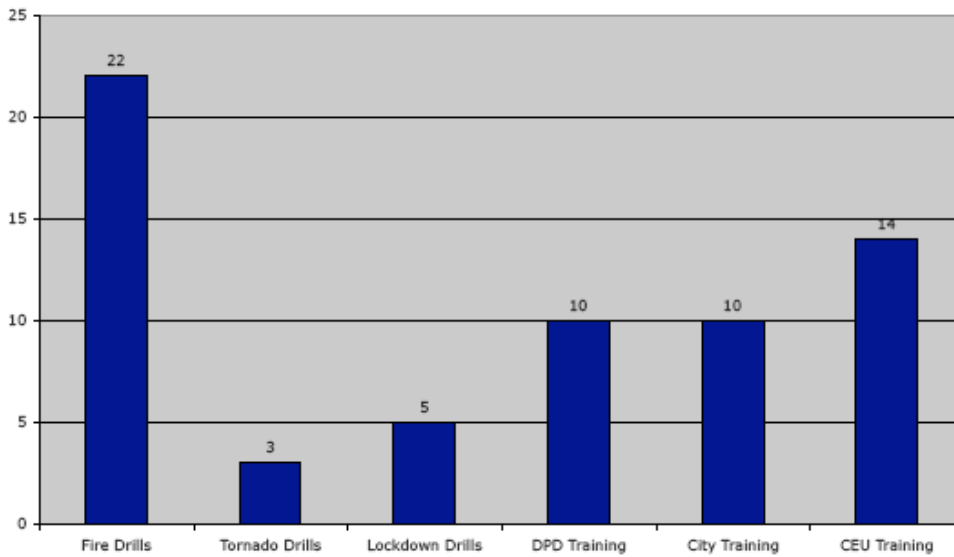
**Dublin Police Community Education Unit
2008 Law Enforcement Activity**



**Dublin Police Community Education Unit
2008-Presentations**



**Dublin Police Community Education Unit
2008-Drills/Training**



CANINE UNIT



Canine Unit Year End Summary 2008

The Division utilizes a highly specialized and trained canine component consisting of Officer Eric Cochrun and K9 Bairre. The team is trained to search for suspects as well as narcotics. The canine unit is assigned to third shift performing “normal” patrol officer duties as well as conducting searches for narcotics, suspects and evidence. The team may also be accessed by a duty supervisor during normal off-duty hours as the need arises.

During 2008 the canine team re-certified with the State of Ohio. The Canine team continued to be a member of the North American Police Work Dog Association (NAPWDA). The team was able to attend a statewide NAPWDA workshop in Tiffin Ohio, where a newspaper featured pictures of the team. During the workshop the Canine team received a NAPWDA certification. The Canine team also received a level two Tactical obedience certificate from NAPWDA. This is a yearly certification with standards that are more difficult than Ohio certification.

The Canine team continued to participate in public demonstrations for community organizations. The Canine team participated in a public demonstration for the opening of the new Nando Dog Park, honoring the division’s first K9. The Canine team was also featured on trading cards that were printed to be handed out during demonstrations.

The canine unit participated in various training venues throughout the year. The K9 team has continued to building a positive reputation with area departments. The K9 Team has attended or hosted training with the following departments: Marysville PD, UCSO, Delaware PD, DCSO, Morrow County SO, Genoa Township PD, Franklin County SO, Bellefontaine PD, Logan County SO, Ohio State Patrol, ATF, and Columbus PD

Canine Deployment Totals

Narcotics	71
Tracking	5
Evidence Location	2
Area Search	3
Building Search	18
Assist Another Agency	15
Callouts	9
Criminal Apprehension	6
Total	150
K9 Arrests	32

Training Hours Completed

Narcotics	96
Tracking	38
Obedience	33
Evidence Location	19.5
Area Search	13
Building Search	22
Criminal App	23
Total	244.5hrs

CALLS FOR SERVICE SUMMARY

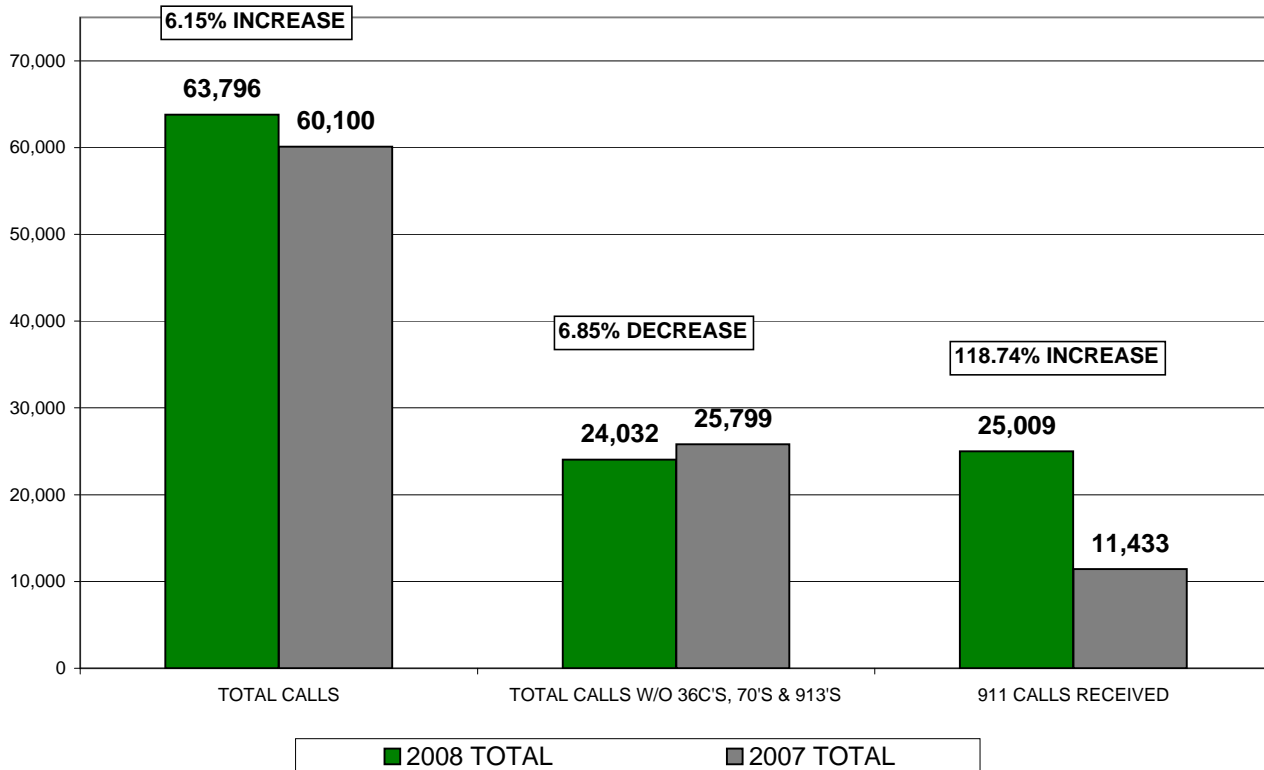
JANUARY 1 - DECEMBER 31, 2008

CODE# & DESCRIPTION	DISTRICTS					DIST 0 MUTUAL AID OUTSIDE CITY	2008 TOTAL	VS.	2007 TOTAL
	001	002	003	004	005				
2-ACCIDENT	172	189	114	172	260	26	933		993
2A-HIT SKIP	37	50	16	47	24	4	178		185
2P-ACCIDENT PRIV PROP	57	52	12	96	15	0	232		217
4-ACCIDENT INJURY	65	58	19	52	70	8	272		267
4A-HIT SKIP INJURY	2	0	0	0	1	0	3		7
4P-ACCIDENT PRIV PROP INJURY	1	3	1	2	1	0	8		10
4F-ACCIDENT FATAL	1	1	0	1	1	0	4		2
8-ASSAULT	22	12	12	16	5	0	67		74
8A-MENACING THREATS	9	8	10	27	13	0	67		89
8B-TELEPHONE HARASSMENT	17	15	20	40	25	0	117		136
10-ASSIST OTHER UNIT	33	41	25	26	36	189	350		359
12-BURGLARY	20	45	21	33	22	1	142		183
12AL-BURGLAR ALARM	533	554	571	542	467	2	2,669		2,490
12B-OPEN DOOR	22	40	18	54	18	0	152		351
13-MISC CALL	91	74	87	295	77	26	650		644
13T-PRISONER TRANSPORT	0	1	0	6	0	39	46		55
13B-BANK ESCORT	0	0	0	8	0	0	8		8
14-FRAUD/BAD CHECK	34	32	34	59	19	0	178		220
15-WARRANT SERVICE	8	15	5	49	6	116	199		197
16-DOA	2	1	3	6	3	1	16		12
16A-DEAD ANIMAL	10	7	7	9	14	0	47		68
18-DOG BITE	0	0	5	3	3	0	11		17
18A-ANIMAL COMPLAINT	28	41	81	82	37	1	270		307
18B-BARKING DOG	14	9	18	20	4	0	65		65
20-DOMESTIC	31	27	55	65	26	1	205		178
22-DROWNING	0	0	0	0	0	0	0		1
24-INTOXICATED PERSON	10	14	12	30	5	1	72		88
24A-OMVI	66	121	30	52	126	124	519		551
26-FIGHT	6	14	2	12	4	0	38		50
28-FIRE RUN	15	12	6	14	14	0	61		67
29-EMS RUN	14	19	14	25	12	1	85		93
30-VICE COMPLAINT	0	0	0	0	0	0	0		1
34-JUVENILE COMPLAINT	45	46	63	185	30	2	371		413
36-THEFT	232	213	119	219	104	6	893		1,033
36B-FOUND PROPERTY	47	36	46	143	33	8	313		319
36C-COURTESY CARD	7,364	4,253	742	2,740	1,463	10	16,572		7,196
38-MISSING PERSON	10	6	9	38	5	0	68		72
38A-MISSING PERSON RETURNED	7	1	0	15	1	1	25		16
40-PERSON WITH GUN	4	1	1	5	0	1	12		21
40A-PERSON WITH KNIFE	0	2	1	4	0	0	7		4
42-UNKNOWN CIRCUMSTANCES	9	5	4	6	7	1	32		22
42A-911 HANG UP	295	212	115	236	162	4	1,024		1,018
46-PROWLER	3	3	7	7	4	1	25		24
48-RAPE	6	2	2	7	3	2	22		14
48B-SEX OFFENSE	8	6	3	7	4	1	29		20
50-ROBBERY	3	1	0	6	0	0	10		14
50AL-ROBBERY ALARM	41	63	42	49	34	0	229		212
52-SHOOTING	0	0	0	0	0	0	0		2
52A-SHOTS FIRED	6	4	6	5	2	0	23		14
54-STABBING	0	0	0	2	0	0	2		0
56-STOLEN VEHICLE	10	6	5	8	3	3	35		53
56B-RECOVERED STOLEN VEHICLE	4	5	1	8	1	7	26		29
58-SUICIDE	0	0	0	0	0	0	0		2
58A-SUICIDE ATTEMPT	10	10	14	20	19	3	76		66
60A-SUSP VEHICLE	119	132	49	116	78	1	495		608
60-SUSPICIOUS PERSON	267	279	202	409	156	7	1,320		1,462

CALLS FOR SERVICE SUMMARY
JANUARY 1 - DECEMBER 31, 2008

CODE# & DESCRIPTION	DISTRICTS					DIST 0 MUTUAL AID OUTSIDE CITY	2008 TOTAL	VS.	2007 TOTAL
	001	002	003	004	005				
61-HOUSE CHECK	798	574	1,206	1,040	853	0	4,471		5,242
61A-EXTRA PATROL	96	75	115	160	61	0	507		459
62-TRAFFIC DETAIL	25	23	14	27	15	9	113		89
64-VANDALISM	74	69	122	201	46	0	512		435
70-TRAFFIC VIOLATOR	3,127	2,155	473	1,362	2,478	357	9,952		10,378
72-SPEEDER/RECKLESS DRIVER	56	169	69	119	279	211	903		835
74-DISABLED/MOTORIST ASSIST	311	267	69	156	662	62	1,527		1,746
76-VEH BLOCKING	88	105	30	105	88	12	428		494
76A-PARKING COMPLAINT	88	62	102	157	30	1	440		506
78-LOCKOUT	240	163	67	251	126	4	851		975
80-ROADWAY OBSTRUCTION	63	72	53	80	100	6	374		266
90-DISTURBANCE 2 UNITS	95	106	107	181	82	7	578		578
90A-DISTURBANCE 1 UNIT	83	85	99	150	59	2	478		611
913-FOOT PATROL	3,810	2,839	347	5,063	1,065	116	13,240		16,727
96-MENTAL	3	3	10	27	8	0	51		48
100-BOMB THREAT	0	0	0	0	0	0	0		9
102-NARCOTICS	15	21	8	42	8	4	98		83
TOTAL CALLS	18,782	13,529	5,520	15,199	9,377	1,389	63,796		60,100
TOTAL CALLS W/O 36C'S, 70'S & 913'S	4,481	4,282	3,958	6,034	4,371	906	24,032		25,799
911 CALLS RECEIVED							25,009		11,433

CALLS FOR SERVICE
JANUARY 1, 2008 - DECEMBER 31, 2008



CALLS FOR SERVICE BY SHIFT BY DAY OF WEEK

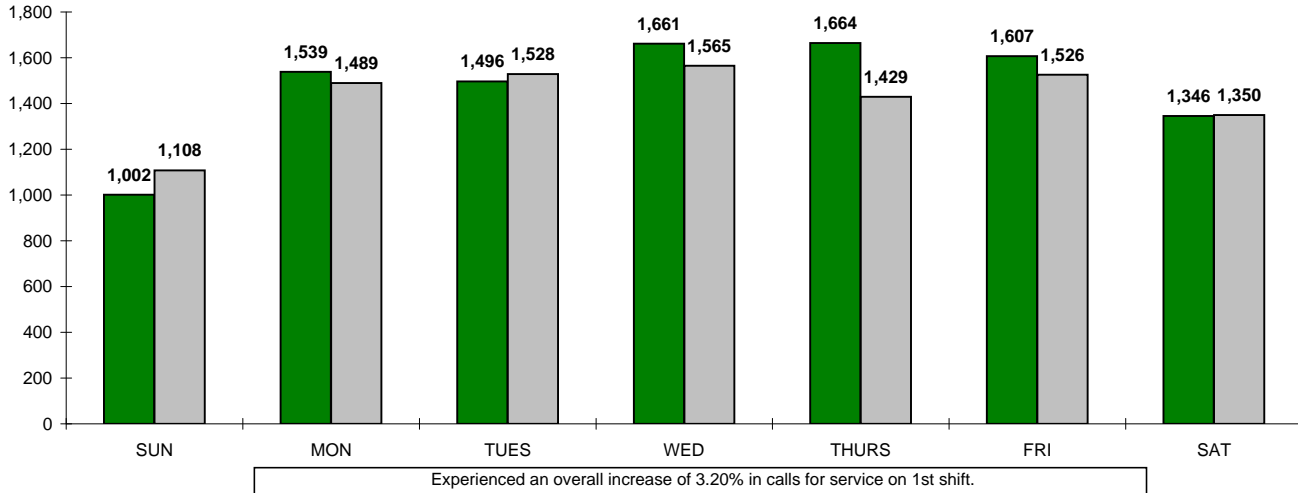
JANUARY - DECEMBER 2008 TOTALS							
SHIFTS	SUN	MON	TUES	WED	THURS	FRI	SAT
1ST	1,002	1,539	1,496	1,661	1,664	1,607	1,346
2ND	1,227	1,295	1,351	1,362	1,382	1,478	1,309
3RD	524	424	439	459	424	503	634

JANUARY - DECEMBER 2007 TOTALS							
SHIFTS	SUN	MON	TUES	WED	THURS	FRI	SAT
1ST	1,108	1,489	1,528	1,565	1,429	1,526	1,350
2ND	1,302	1,580	1,586	1,634	1,558	1,778	1,729
3RD	613	499	460	493	458	529	647

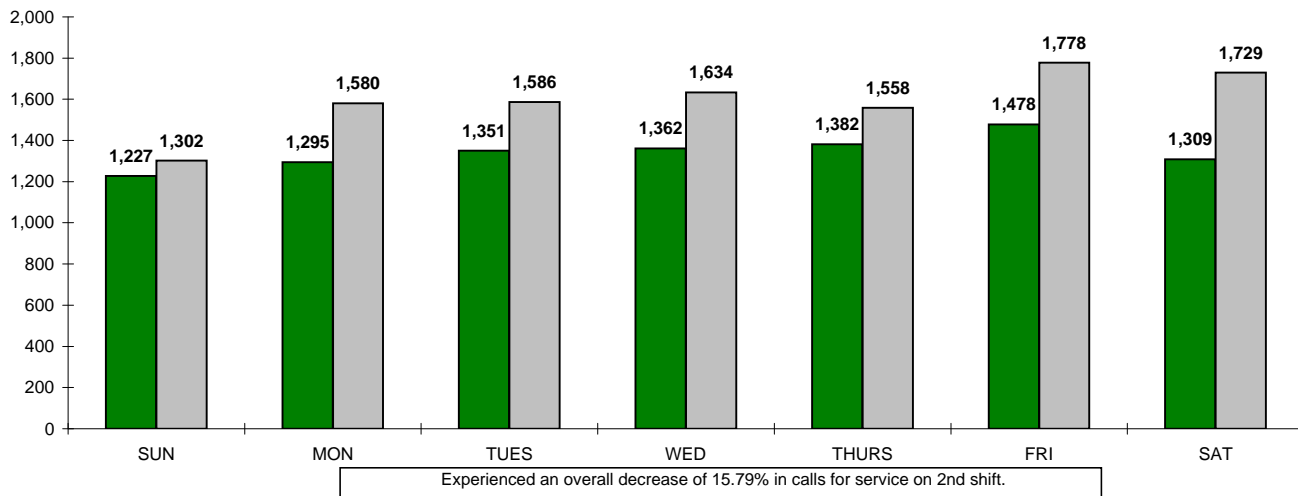
Note: In analyzing our calls for service activity levels for the months of January - December 2008 you will note increases/decreases in some cases. The chart below indicates the percentage of increase or decrease (-) experienced by shift by day of the week.

PERCENTAGE INCREASES AND DECREASES FOR JANUARY - DECEMBER 2008 VS. 2007 TOTALS							
SHIFTS	SUN	MON	TUES	WED	THURS	FRI	SAT
1ST	-9.57%	3.36%	-2.09%	6.13%	16.45%	5.31%	-0.30%
2ND	-5.76%	-18.04%	-14.82%	-16.65%	-11.30%	-16.87%	-24.29%
3RD	-14.52%	-15.03%	-4.57%	-6.90%	-7.42%	-4.91%	-2.01%

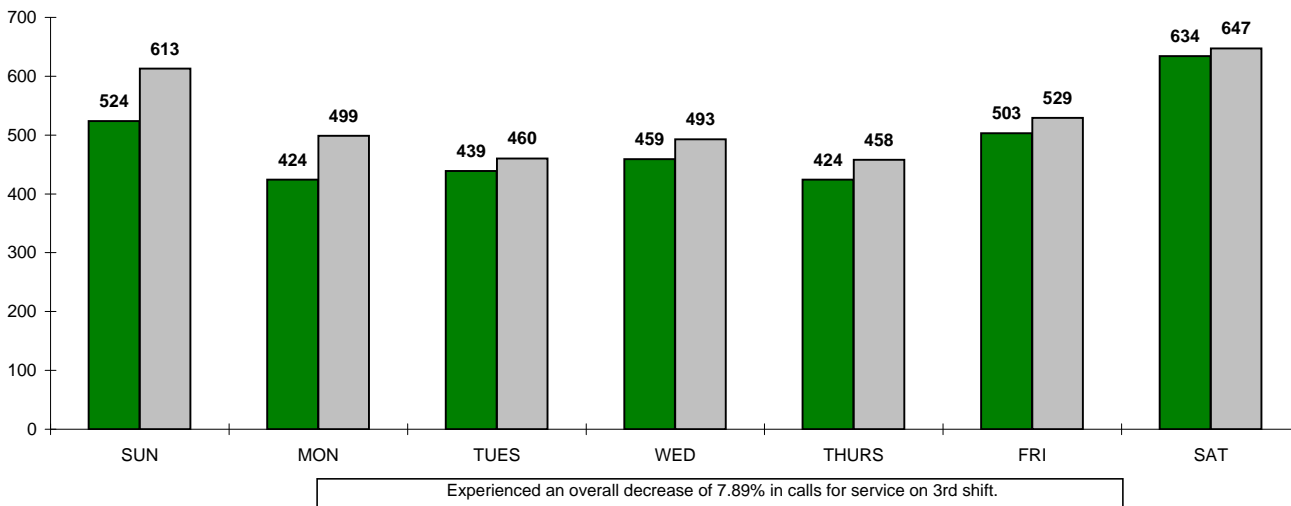
CALLS FOR SERVICE - FIRST SHIFT
JANUARY 1, 2008 - DECEMBER 30, 2008



CALLS FOR SERVICE - SECOND SHIFT
JANUARY 1, 2008 - DECEMBER 30, 2008



CALLS FOR SERVICE - THIRD SHIFT
JANUARY 1, 2008 - DECEMBER 30, 2008



CALLS FOR SERVICE SUMMARY
OCTOBER 1 - DECEMBER 31, 2008

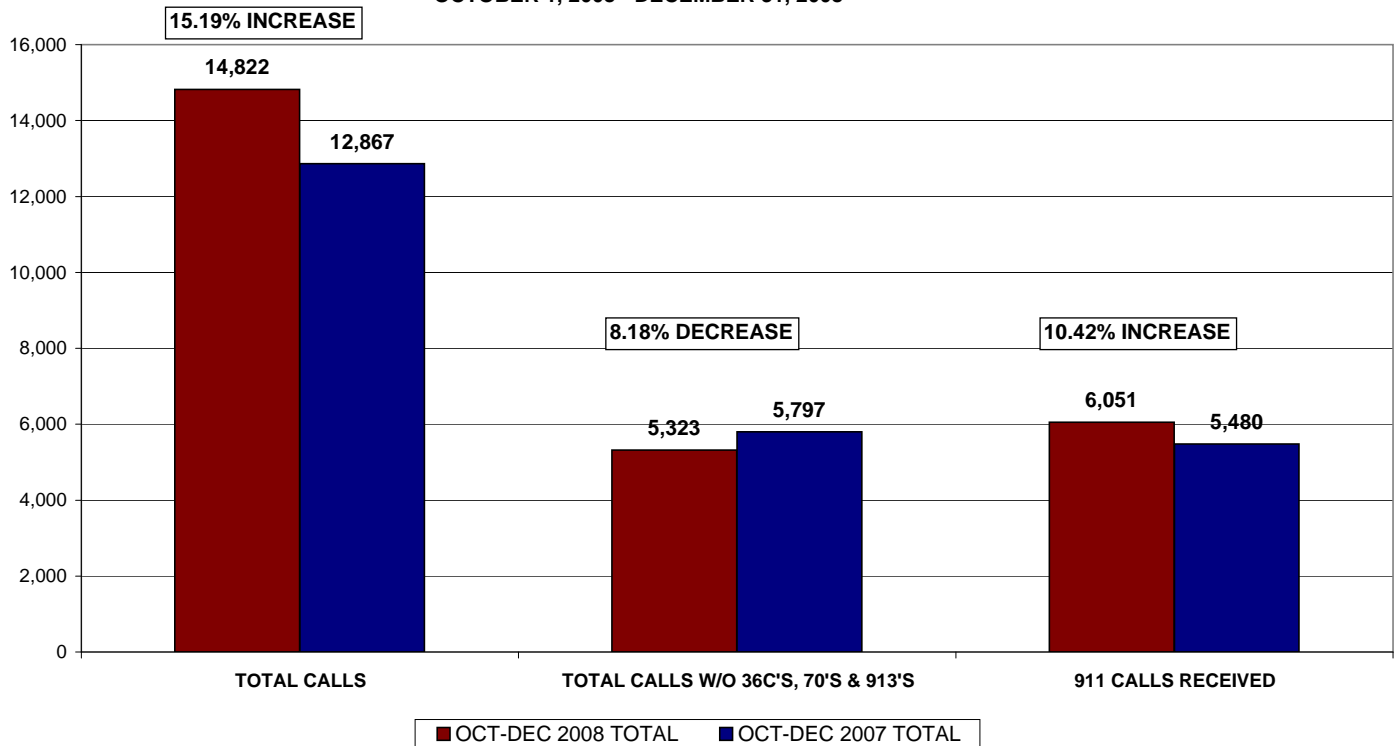
CODE# & DESCRIPTION	DISTRICTS					DISTRICT 0 MUTUAL AID OUTSIDE CITY	OCT-DEC 2008 TOTAL	2008 TOTAL	OCT-DEC 2007 TOTAL	2007 TOTAL
	001	002	003	004	005					
2-ACCIDENT	40	57	55	47	63	5	267	933	273	993
2A-HIT SKIP	5	18	4	8	5	2	42	178	38	185
2P-ACCIDENT PRIV PROP	10	12	3	26	2	0	53	232	54	217
4-ACCIDENT INJURY	17	19	4	7	22	2	71	272	73	267
4A-HIT SKIP INJURY	0	0	0	0	0	0	0	3	1	7
4P-ACCIDENT PRIV PROP INJURY	1	2	1	0	0	0	4	8	4	10
4F-ACCIDENT FATAL	0	0	0	0	0	0	0	4	0	2
8-ASSAULT	6	1	1	3	2	0	13	67	29	74
8A-MENACING THREATS	3	1	1	9	5	0	19	67	26	89
8B-TELEPHONE HARASSMENT	4	4	3	9	5	0	25	117	30	136
10-ASSIST OTHER UNIT	10	10	6	7	6	47	86	350	91	359
12-BURGLARY	6	13	8	9	8	0	44	142	53	183
12AL-BURGLAR ALARM	136	128	151	143	134	1	693	2,669	582	2,490
12B-OPEN DOOR	5	3	5	12	5	0	30	152	80	351
13-MISC CALL	27	13	18	67	16	10	151	650	146	644
13T-PRISONER TRANSPORT	0	0	0	0	0	12	12	46	17	55
13B-BANK ESCORT	0	0	0	1	0	0	1	8	4	8
14-FRAUD/BAD CHECK	3	12	10	14	3	0	42	178	47	220
15-WARRANT SERVICE	1	3	2	10	1	40	57	199	30	197
16-DOA	0	1	0	0	0	0	1	16	3	12
16A-DEAD ANIMAL	2	3	2	0	0	0	7	47	13	68
18-DOG BITE	0	0	3	0	0	0	3	11	5	17
18A-ANIMAL COMPLAINT	6	12	21	18	5	0	62	270	76	307
18B-BARKING DOG	1	1	4	4	2	0	12	65	13	65
20-DOMESTIC	5	8	8	10	3	0	34	205	57	178
22-DROWNING	0	0	0	0	0	0	0	0	0	1
24-INTOXICATED PERSON	2	3	2	6	2	1	16	72	8	88
24A-OMVI	12	31	4	13	33	33	126	519	140	551
26-FIGHT	1	3	0	3	0	0	7	38	12	50
28-FIRE RUN	6	3	3	3	6	0	21	61	12	67
29-EMS RUN	3	6	6	7	2	0	24	85	24	93
30-VICE COMPLAINT	6	7	12	29	7	0	61	0	76	1
34-JUVENILE COMPLAINT	0	0	0	0	0	0	0	371	0	413
36-THEFT	66	67	43	64	30	3	273	893	262	1,033
36B-FOUND PROPERTY	12	12	11	29	2	2	68	313	87	319
36C-COURTESY CARD	2,166	1,050	107	413	273	3	4,012	16,572	1,421	7,196
38-MISSING PERSON	1	2	2	4	0	0	9	68	13	72
38A-MISSING PERSON RETURNED	0	0	0	2	0	1	3	25	8	16
40-PERSON WITH GUN	0	0	0	0	0	0	0	12	10	21
40A-PERSON WITH KNIFE	0	0	0	1	0	0	1	7	2	4
42-UNKNOWN CIRCUMSTANCES	2	2	2	2	1	1	10	32	1	22
42A-911 HANG UP	51	39	23	52	41	0	206	1,024	267	1,018
46-PROWLER	2	0	2	0	1	0	5	25	13	24
48-RAPE	0	0	1	0	0	0	1	22	2	14
48B-SEX OFFENSE	3	3	1	1	1	0	9	29	9	20
50-ROBBERY	0	0	0	0	0	0	0	10	4	14
50AL-ROBBERY ALARM	8	16	5	12	14	0	55	229	53	212
52-SHOOTING	0	0	0	0	0	0	0	0	1	2
52A-SHOTS FIRED	1	1	3	2	1	0	8	23	3	14
54-STABBING	0	0	0	1	0	0	1	2	0	0
56-STOLEN VEHICLE	1	1	1	1	0	1	5	35	19	53
56B-RECOVERED STOLEN VEHICLE	3	0	0	0	0	0	3	26	9	29
58-SUICIDE	0	0	0	0	0	0	0	0	0	2
58A-SUICIDE ATTEMPT	1	2	6	10	3	1	23	76	20	66
60A-SUSP VEHICLE	41	37	9	30	18	0	135	495	141	608
60-SUSPICIOUS PERSON	69	79	41	107	34	1	331	1,320	334	1,462
61-HOUSE CHECK	186	118	195	176	71	0	746	4,471	889	5,242
61A-EXTRA PATROL	19	22	28	47	20	0	136	507	101	459
62-TRAFFIC DETAIL	5	4	5	5	1	1	21	113	15	89
64-VANDALISM	19	12	25	53	10	0	119	512	94	435
70-TRAFFIC VIOLATOR	557	354	78	242	393	61	1,685	9,952	1,955	10,378
72-SPEEDER/RECKLESS DRIVER	18	27	13	23	72	53	206	903	204	835
74-DISABLED/MOTORIST ASSIST	66	49	12	32	123	10	292	1,527	425	1,746
76-VEH BLOCKING	14	19	5	21	26	3	88	428	126	494
76A-PARKING COMPLAINT	16	18	14	20	8	0	76	440	103	506
78-LOCKOUT	49	41	14	49	37	2	192	851	263	975
80-ROADWAY OBSTRUCTION	9	15	10	12	20	0	66	374	54	266

CALLS FOR SERVICE SUMMARY
OCTOBER 1 - DECEMBER 31, 2008

CODE# & DESCRIPTION	DISTRICTS					DISTRICT 0 MUTUAL AID OUTSIDE CITY	OCT-DEC 2008 TOTAL	2008 TOTAL		OCT-DEC 2007 TOTAL	2007 TOTAL
	001	002	003	004	005						
90-DISTURBANCE 2 UNITS	21	19	14	44	15	3	116	578		120	578
90A-DISTURBANCE 1 UNIT	26	17	22	23	17	0	105	478		104	611
913-FOOT PATROL	1,371	888	81	1,177	266	19	3,802	13,240		3,694	16,727
96-MENTAL	1	1	2	8	0	0	12	51		12	48
100-BOMB THREAT	0	0	0	0	0	0	0	0		0	9
102-NARCOTICS	5	4	4	4	1	0	18	98		12	83
TOTAL CALLS	5,127	3,293	1,116	3,132	1,836	318	14,822	63,796		12,867	60,100
TOTAL CALLS W/O 36C'S, 70'S & 913'S	1,033	1,001	850	1,300	904	235	5,323	24,032		5,797	25,799
911 CALLS RECEIVED							6,051	25,009		5,480	11,433

CALLS FOR SERVICE

OCTOBER 1, 2008 - DECEMBER 31, 2008



CALLS FOR SERVICE BY SHIFT BY DAY OF WEEK

OCTOBER - DECEMBER 2008 TOTALS							
SHIFTS	SUN	MON	TUES	WED	THURS	FRI	SAT
1ST	226	350	320	375	339	351	289
2ND	246	279	307	312	305	326	270
3RD	109	87	119	124	76	122	156

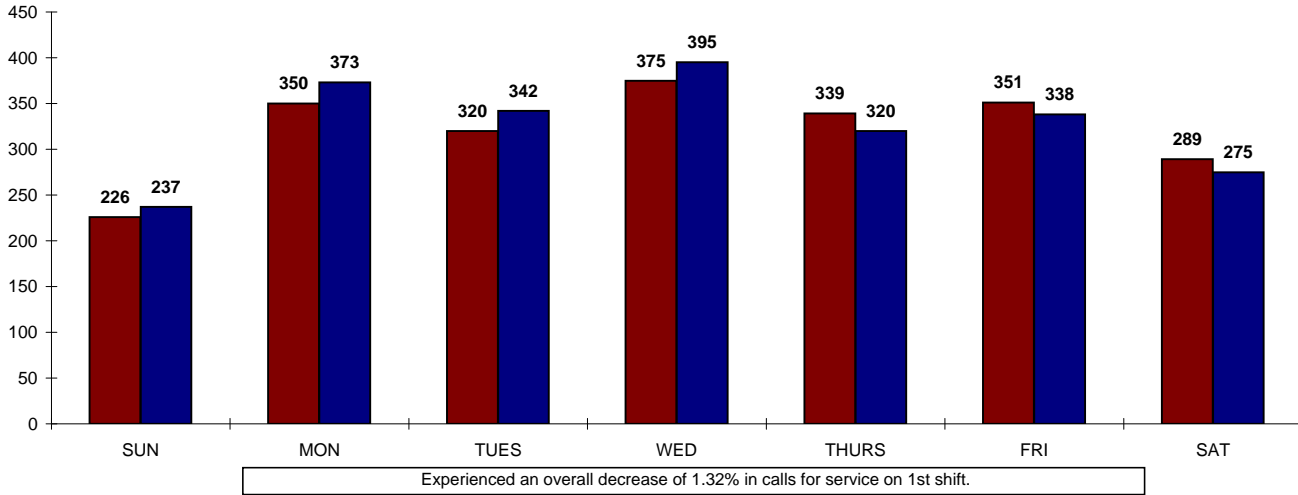
OCTOBER - DECEMBER 2007 TOTALS							
SHIFTS	SUN	MON	TUES	WED	THURS	FRI	SAT
1ST	237	373	342	395	320	338	275
2ND	245	364	379	362	358	392	363
3RD	132	103	90	108	108	110	143

In analyzing our calls for service activity levels for the months of October - December 2008 you will note increases/decreases in some cases. The chart below indicates the percentage of increase or decrease (-) experienced by shift by day of the week.

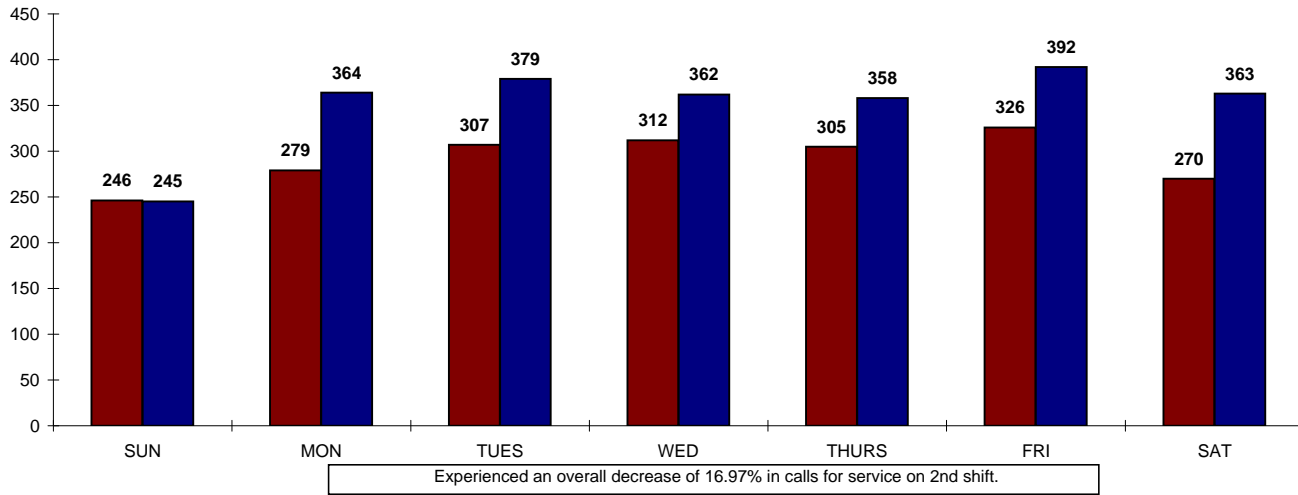
Note: These figures do not include traffic stops, foot patrols, courtesy cards or calls in District 0.

PERCENTAGE INCREASES AND DECREASES FOR OCTOBER - DECEMBER 2008 VS. 2007 TOTALS							
SHIFTS	SUN	MON	TUES	WED	THURS	FRI	SAT
1ST	-4.64%	-6.17%	-6.43%	-5.06%	5.94%	3.85%	5.09%
2ND	0.41%	-23.35%	-19.00%	-13.81%	-14.80%	-16.84%	-25.62%
3RD	-17.42%	-15.53%	32.22%	14.81%	-29.63%	10.91%	9.09%

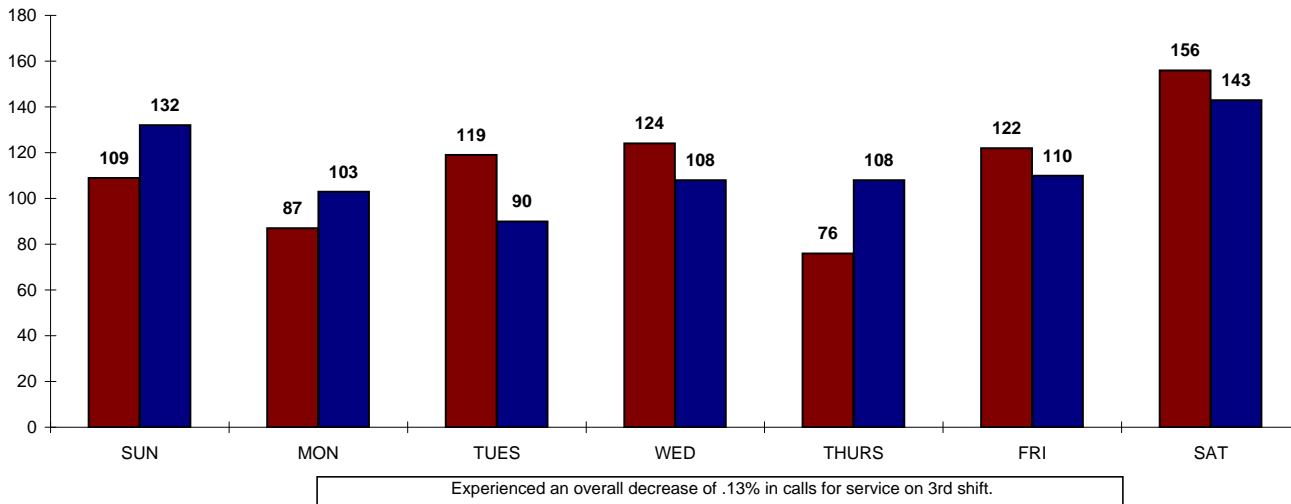
CALLS FOR SERVICE - FIRST SHIFT
OCTOBER 1, 2008 - DECEMBER 31, 2008



CALLS FOR SERVICE - SECOND SHIFT
OCTOBER 1, 2008 - DECEMBER 31, 2008



CALLS FOR SERVICE - THIRD SHIFT
OCTOBER 1, 2008 - DECEMBER 31, 2008



OFFENSE REPORT SUMMARY

PART I	DEPARTMENT CLASSIFICATION	OCT - DEC 2008 TOTAL	2008 TOTAL	VS.	OCT - DEC 2007 TOTAL	2007 TOTAL
	AGG ASSAULT/AGG VEH ASSAULT	0	1		0	0
	AGG ROBBERY	0	0		1	3
	AGG THEFT	1	1		0	0
	ARSON	0	1		0	4
	ATT AUTO THEFT	0	0		1	1
	ATT BREAKING & ENTERING	0	1		0	0
	ATT BURGLARY/ATT AGG BURGLARY	3	3		0	2
	ATT RAPE	0	0		0	1
	ATT ROBBERY	0	0		0	2
	ATT THEFT	2	7		1	3
	AUTO THEFT	2	18		14	33
	B & E	12	58		23	55
	BURGLARY	17	45		24	84
	DEFRAUDING A LIVERY	1	1		0	1
	FELONIOUS ASSAULT	1	4		1	5
	RAPE	0	5		1	7
	ROBBERY	1	9		1	7
	THEFT/LARCENY	179	615		209	584
	TOTAL	219	769		276	792

PART II	DEPARTMENT CLASSIFICATION	OCT - DEC 2008 TOTAL	2008 TOTAL	VS.	OCT - DEC 2007 TOTAL	2007 TOTAL
	ABDUCTION	1	2		0	1
	AGG MENACING	4	12		5	15
	ASSAULT (SIMPLE)	9	46		14	48
	BOMB THREAT	0	0		0	6
	CHILD ENDANGERING	2	6		1	6
	CONT. SUBST. FOR HUMAN CONSUMPTION	0	0		0	1
	COUNTERFEITING	1	4		1	2
	CRIMINAL DAMAGING	18	87		26	74
	CRIMINAL MISCHIEF	8	36		3	15
	CRIMINAL TRESPASSING	1	5		0	5
	DECPT/DANGER. DRUGS	2	2		0	0
	DOC	1	13		8	15
	DOC/FIGHTING	2	18		3	7
	DOC/INTOX	1	5		0	6
	DOMESTIC VIOLENCE/ASSAULT	12	59		15	45
	DOMESTIC VIOLENCE/MENACING	3	20		2	7
	DRUG ABUSE	11	40		7	37
	DRUG PARAPHERNALIA (GENERAL)	1	11		5	14
	EMBEZZLEMENT	2	3		0	1
	EXTORTION	0	0		0	1
	FALSIFICATION	3	4		0	3
	FORGERY	1	15		6	29
	FRAUD	2	7		3	6
	GSI	0	3		1	4
	IDENTITY THEFT (in jurisdiction)	2	7		0	5
	INDECENT EXPOSURE/PUBLIC INDECENCY	2	3		2	4
	INDUCING PANIC	1	1		1	6
	INTIMIDATION OF A VICTIM, WITN.,ETC	1	1		0	0
	LIQUOR LAWS	2	6		1	4
	MENACING	3	12		5	10
	MINOR CONSUMPTION	4	31		2	27
	MINOR POSSESSION	0	4		0	3
	MISUSE CREDIT CARD	2	11		2	7
	OBSTRUCTING JUSTICE	0	3		0	1

OFFENSE REPORT SUMMARY

	OPEN CONTAINER	0	3		4	5
PART II	DEPARTMENT CLASSIFICATION	OCT - DEC 2008 TOTAL	2008 TOTAL	VS.	OCT - DEC 2007 TOTAL	2007 TOTAL
	PASSING BAD CHECKS	2	9		7	11
	POSSESSION OF DRUGS -not marijuana	1	8		3	6
	RESISTING ARREST	1	1		0	1
	RSP	3	10		4	9
	SEX OFFENSES	2	13		2	8
	STALKING/MENACING BY STALKING	1	6		1	2
	TELEPHONE HARASSMENT/HARASSING CALL	12	39		15	47
	TRAFFICKING	0	4		0	6
	VANDALISM	10	36		11	29
	VOYEURISM	0	1		1	1
	WEAPONS/CCW	2	11		1	7
	TOTAL	136	618		162	547

OTHER	DEPARTMENT CLASSIFICATION	OCT - DEC 2008 TOTAL	2008 TOTAL	VS.	OCT - DEC 2007 TOTAL	2007 TOTAL
	ALL OTHER OFFENSES	1	3		1	2
	ANIMAL AT LARGE	4	7		1	8
	ANIMAL BITE	1	7		5	10
	C.I. CONTINUING INVESTIGATION	7	11		4	10
	CPO/TPO VIOLATION	1	6		5	10
	CRUELTY TO ANIMALS	0	1		0	1
	CURFEW	5	25		4	30
	DOA	1	14		3	11
	DOMESTIC DISPUTE/INCIDENT ONLY	3	32		8	26
	FALSE ALARMS	0	1		0	0
	FIRE	0	1		0	1
	FIREWORKS ORDINANCE	0	0		0	2
	IDENTITY THEFT (not in jurisdictn)	4	27		10	31
	INCIDENT	35	142		33	134
	MISSING PERSON	2	26		3	8
	RUNAWAY (18 YOA OR YOUNGER)	0	2		3	5
	SCAVENGING PROHIBITED	0	1		0	0
	SOLICITOR W/O PERMIT	0	1		1	4
	SUICIDE	0	0		0	1
	SUICIDE ATTEMPT	14	50		8	39
	TAMPERING W/RECORDS	0	1		0	0
	TOBACCO LAW	0	5		0	5
	TRUANCY	0	0		0	1
	UNAUTHORIZED USE OF MOTOR VEHICLE	2	4		0	3
	UNRULY	0	0		0	1
	VEHICULAR HOMICIDE	0	0		0	1
	TOTAL	80	367		89	344

TOTAL OFFENSES

395

1,600

460

1,475

TRAFFIC ENFORCEMENT SUMMARY

TRAFFIC CITATIONS - MUNICIPAL CODE

TYPE OF CITATION & SECTION#	OCT - DEC 2008 TOTAL	2008 TOTAL	VS.	OCT - DEC 2007 TOTAL	2007 TOTAL
70.02A COMPLIANCE/LAWFUL ORDER	0	3		0	3
70.02B FLEEING & ELUDING	0	1		0	2
70.09 FALSE INFO TO POLICE	0	0		0	1
70.09 FALSE INFO TO POLICE	1	1		0	0
70.23 TRAFFIC CONTROL DEVICE	14	232		60	367
70.25 TRAFFIC CNTL SIGNAL LIGHTS	17	53		0	1
70.25C1 TRAFFIC CONTROL LIGHT	19	55		0	1
70.28 FLASHING TRAFFIC SIGNAL	1	1		1	2
70.32 STOP SIGNS	2	8		0	0
71.01 NO OL-RESTRICT VIOL.	0	8		0	2
71.01C NO OL < 6 MOS.	0	1		0	1
71.01C1 NO OPS - 12 PT SUSPENSION	0	1		0	0
71.02 POSS OF MULT. OL	0	0		0	1
71.03 TEMPORARY LICENSE	1	7		1	6
71.04 FICTICIOUS LICENSE	0	4		0	2
71.05 ALLOW UNAUTH. PERSON	3	4		0	1
71.06 DISPLAY OF LICENSE	0	1		0	0
71.07 DUS (A1)	0	5		0	1
71.09 DISPLAY OF PLATES	1	22		2	11
71.09C FAIL TO REG. VEH.	0	0		0	3
71.09F EXP VALIDATION	71	305		73	297
71.09G DISPLAY PLATES OF ANOTHER VH	1	1		0	1
71.10 OBSTRUCTED PLATES	1	1		1	2
71.11 ILLEGAL PLATES	3	33		8	29
71.18 DUS: NON-COMPLIANCE	14	75		23	104
71.19 NO OPS	61	322		78	379
71.20A DUS (DUI)	1	2		1	9
71.21A FRA M1	18	93		16	95
71.22 FAILURE TO REINSTATE OL	6	31		9	29
72.001A DRIVE ON RIGHT HALF ROADWY	0	2		1	2
72.003 OVERTAKING/PASSING VEH.	1	2		0	0
72.004 OVERTAKING/PASSING ON RIGHT	0	1		0	0
72.005 DRIVING/LEFT OF CTR LINE	1	3		0	1
72.007 HAZARDOUS/NO PASSING ZONES	2	4		0	2
72.008 ONE WAY STREETS	0	0		0	1
72.009 MARKED LANES	16	88		20	117
72.010 FOLLOWING TOO CLOSELY	0	4		1	3
72.011 DRIVING ON DIVIDED ROADWAYS	1	5		0	0
72.012 ILL TURN @ INTERSEC. MM/M4	1	6		1	2
72.014 PROHIBITED U-TURN	3	32		6	42
72.015 STARTING & BACKING VEH	2	19		1	18
72.016 TURN & STOP SIGNALS	5	56		13	55
72.020 STOPPING FOR SCHOOL BUS	1	2		2	2
72.025E FAIL TO OBEY TRAFFIC LIGHT	0	2		0	0
72.030 FAIL TO YIELD	0	1		0	5
72.031 RIGHT OF WAY/LEFT	9	56		15	59
72.032 STOP AND YIELD SIGNS	12	51		9	54
72.034 RIGHT OF WAY/PUBLIC SAFETY	0	1		0	0
72.035 RIGHT OF WAY/ROADWAY	3	21		2	10
72.035A FAIL TO YIELD	3	5		0	6
72.036 STOP AT SIDEWALK	0	0		1	1
72.050 OBSTRUCT/INTERFERE DRIVER	0	1		0	0

TRAFFIC ENFORCEMENT SUMMARY

72.051 DRIVING ON CLOSED ROADWAY	1	1		2	2
----------------------------------	---	---	--	---	---

TRAFFIC CITATIONS - MUNICIPAL CODE

TYPE OF CITATION & SECTION#	OCT - DEC 2008 TOTAL		VS.	OCT - DEC 2007 TOTAL	
	2008 TOTAL	2007 TOTAL		2008 TOTAL	2007 TOTAL
72.057A OBSTRUCTING INTERSECTION	0	2		0	3
72.058 FAIL TO CONTROL	52	165		58	171
72.058 FULL TIME & ATTENTION	7	29		1	9
72.060 SQUEALING TIRES/PEALING	0	2		0	3
72.061 DRIVING SIDEWALK/LAWN	1	5		0	5
72.062 LITTERING FROM M.V.	0	0		0	1
72.075A FAIL TO YIELD TO PEDESTRIAN	0	2		0	0
73.01 PHYSICAL CONTROL	0	6		0	0
73.01A1 OVI (FORMERLY OMVI)	19	112		36	173
73.01A2 OMVI PER SE	0	2		1	15
73.01A2B OVI - REFUSAL	0	3		0	4
73.01A4 OVI PER SE (OMVI PER SE)	0	1		0	9
73.01AH OVI .17% >	3	6		0	7
73.01B2 OMVUAC	1	2		0	1
73.02A RECKLESS OPERATION	1	6		1	6
73.02B RECKLESS OPERATION-PRIV PROP	1	1		0	2
73.15 SPEED/ACDA	509	3,626		791	4,418
73.16 SLOW SPEED	0	2		0	2
73.30 STOPPING AFTER ACCIDENT	1	16		5	18
73.31 STOPPING AFTER INJURY ACCID	2	9		0	5
73.32 STOPPING AFTER DAMAGE REALTY	0	1		0	0
74.01 UNSAFE VEHICLE	0	2		2	5
74.02 HEADLIGHTS AFTER SUN	0	0		0	1
74.04 TAILLIGHT(S)OR PLATE LIGHT	1	5		0	5
74.12 COWL/FENDER/BACK UP LIGHTS	0	0		0	1
74.13 LIGHTS DISPLAYED	10	29		1	16
74.14 HEADLIGHTS REQUIRED	0	1		0	4
74.20 MUFFLERS/XCESS SMOKE-GAS	0	1		2	8
74.24 MOTOR VEHICLE STOP LIGHTS	0	1		0	0
74.26 CHILD RESTRAINTS	0	7		0	5
74.27B1 SEATBELT - DRIVER	28	135		30	199
74.27B2 SEATBELT-PASSENGER	0	1		0	1
74.28 WINDOW TINT	0	0		0	1
74.47 DROPPING/LEAKING LOADS/MUD	1	2		0	2
75.06A RIDING ON ROADWAY	0	0		0	1
75.07A BIKE OP/DUE REGARD SAFETY	0	1		0	0
MISC MOVING	1	6		0	6
TOTAL	934	5,822		1,275	6,839

TRAFFIC CITATIONS - OHIO REVISED CODE

TYPE OF CITATION & SECTION#	OCT - DEC 2008 TOTAL		VS.	OCT - DEC 2007 TOTAL	
	2008 TOTAL	2007 TOTAL		2008 TOTAL	2007 TOTAL
2921.331 FLEEING/ELUDING POL. OFC.	2	4		1	1
4301.62B OPEN CONTAINER	0	1		0	0
4503.11 EXP REGISTRATION	2	4		2	4
4503.21 DISPLAY LICENSE/VALIDATION	1	8		0	3
4507.02 VALID DRIVERS LICENSE	1	4		0	1
4507.02A1 DRIVE W/O VALID OP LIC.	1	5		0	1
4507.02B1 DUS/REVOCATION	0	5		0	1
4507.071 DRIVE B/W 1-5AM < 17YOA	2	5		0	1

TRAFFIC ENFORCEMENT SUMMARY

4507.071B4 <17, > 1 PSGR IN VEH	0	4		0	1
TRAFFIC CITATIONS - OHIO REVISED CODE					
TYPE OF CITATION & SECTION#	OCT - DEC 2008 TOTAL	2008 TOTAL	VS.	OCT - DEC 2007 TOTAL	2007 TOTAL
4507.30 PROHIBITED ACTS	0	1		0	0
4510.11 DUS/REVOCAION	3	8		7	14
4510.12 NO OPER LICENSE	13	54		12	43
4510.14 DRIVE W/O VALID OP LIC.	2	5		0	3
4510.16A DUS/FRA	4	23		2	12
4510.21 FAIL TO REINSTATE	1	1		1	4
4511.12 TRAFFIC CONTROL DEVICE	2	8		3	10
4511.13 SIGNAL LIGHTS	0	3		0	0
4511.192A OP UNDER OMVI SUSPENSION	0	1		0	2
4511.19A1 OMVI IMPAIRED	31	81		16	67
4511.19A1A OVI	2	3		0	0
4511.19A1F OVI BAC >.192%	3	4		0	0
4511.19A1J VII PROHIBITED URINE	2	3		0	0
4511.19A2 OVI - REFUSED BREATH TEST	3	8		3	14
4511.19A3 OMVI PER SE-BREATH	3	4		1	12
4511.19B2 OMVUAC-BREATH	1	1		0	1
4511.20 RECKLESS OPERATION	0	0		1	2
4511.202 FAIL TO CONTROL	8	15		3	11
4511.21 SPEED/ACDA	3	20		2	13
4511.25 LANES OF TRAVEL	0	3		1	3
4511.27 OVERTAKING & PASSING	0	1		0	0
4511.29 DRIVING LEFT OF CENTER	0	1		0	0
4511.33 MARKED LANES	7	26		6	22
4511.34 FOLLOWING TOO CLOSELY	1	1		0	0
4511.35 DIVIDED ROADWAYS	0	1		0	1
4511.36 IMPROPER TURNS	0	0		0	1
4511.38A UNSAFE BACKING	0	1		0	1
4511.39 FAIL TO SIGNAL	4	7		1	3
4511.42A FAIL TO YIELD/STOP SIGN	0	4		0	3
4511.43 FAIL TO YIELD STOP INTERSEC	0	3		1	3
4511.44 FAIL TO YIELD-PRIV PROP	1	2		0	2
4511.45 RIGHT OF WAY-PUBLIC VEH.	0	0		0	2
4511.66 STOPPING ON THE HIGHWAY	0	0		0	1
4511.71 DRIVING ON CLOSED ROADWAY	0	2		0	0
4511.81 CHILD RESTRAINT	0	1		0	1
4513.02 UNSAFE VEHICLES	0	1		0	1
4513.03 LIGHTED LIGHTS REQ'D	0	1		0	4
4513.04 TWO HEADLIGHTS REQ'D	0	0		1	1
4513.05 HEADLIGHTS	0	1		0	1
4513.15 FAIL TO DIM	0	3		0	0
4513.15 HEADLIGHTS	0	1		0	0
4513.263 FAIL TO WEAR SEATBELT	1	2		0	0
4519.021 FICT. PLATES (CTRFT/UNLAW)	0	0		0	1
4549.021 LEAVING SCENE OF ACCIDENT	1	2		1	4
4549.03A HIT/SKIP PRIVATE PROP.	1	1		0	1
4549.08 FICTICIOUS PLATES	1	3		1	1
4549.08 UNAUTHD USE OF PLATES/NO'S/	0	0		1	1
4911.19 UTILITY TO RESPOND TO MERIT	1	1		1	1
TOTAL	108	352		68	280

TRAFFIC ENFORCEMENT SUMMARY

PARKING CITATIONS

TYPE OF CITATION & SECTION#	OCT - DEC 2008 TOTAL	2008 TOTAL	VS.	OCT - DEC 2007 TOTAL	2007 TOTAL
76.02F HANDICAP PARKING	6	20		1	8
76.01 CERTAIN AREAS PROHIBITED	5	57		4	94
76.26B PARKING IN FIRELANE	9	27		3	11
76.11 MAX. STREET PARKING	0	2		0	2
76.05 UNATTENDED VEHICLE	0	1		0	0
76.02 PARALLEL PARKING	0	2		3	7
76.02A FOOT FROM CURB	0	2		0	1
76.04 SELL/WASH/REPAIR ON ROADWAY	0	1		0	0
76.10 PERMIT PARKING ONLY	1	2		0	0
TOTAL	21	114		11	123

TOTAL CITATIONS	1,063	6,288		1,354	7,242
------------------------	--------------	--------------	--	--------------	--------------

CRIMINAL CHARGES SUMMARY

CHARGE	OCT - DEC 2008 TOTAL	2008 TOTAL	VS.	OCT - DEC 2007 TOTAL	2007 TOTAL
ANIMAL AT LARGE	4	9		1	3
ASSAULT	0	1		0	3
BARKING DOGS	0	0		0	1
CONT'G TO DELINQ. OF MINOR	0	1		0	1
CPO/TPO VIOLATION	0	0		0	2
CRIMINAL DAMAGING	0	2		0	1
CRIMINAL MISCHIEF	0	5		0	0
CRIMINAL TRESPASS	0	5		0	2
CRUELTY TO ANIMALS	0	1		0	0
DOC	0	2		0	6
DOC/INTOX	0	1		0	2
DRUG ABUSE	4	16		1	14
DRUG PARAPHERNALIA	3	17		3	18
FALSIFICATION	1	1		0	2
FIREWORKS ORDINANCE	0	1		0	0
FORGERY AND COUNTERFEITING	0	0		1	1
LIQUOR LAWS	1	4		0	0
LIQUOR LAWS/LIQUOR CONSUMP MV	1	2		0	0
LITTERING	0	1		0	0
MINOR CONSUMPTION	1	26		0	31
MINOR POSSESSION	0	4		0	6
MISUSE CREDIT CARD	0	0		1	1
OBSTRUCTING OFFICIAL BUSINESS	0	2		0	1
OPEN CONTAINER	0	1		2	4
POSS/SYNTHETIC/MANUFACTURED-DRUGS	0	0		1	1
RSP	1	2		0	0
SOLICITOR W/O PERMIT	0	1		1	1
TELEPHONE HARASSMENT/HARASSING CALL	0	0		1	1
THEFT-LARCENY/NON MOTOR VEHICLE	10	12		1	13
UNAUTHORIZED USE OF MOTOR VEHICLE	0	0		0	1
WEAPONS:CCW, POSSESSING, ETC.	0	0		0	2
ALL OTHER OFFENSES EXCEPT TRAFFIC	0	3		0	2
TOTAL	26	120		13	120

ADULT ARREST SUMMARY

ACTUAL NUMBER OF ADULTS ARRESTED	OCT - DEC 2008 TOTAL	2008 TOTAL	VS.	OCT - DEC 2007 TOTAL	2007 TOTAL
TOTAL	86	379			83

CHARGE	OCT - DEC 2008 TOTAL	2008 TOTAL	VS.	OCT - DEC 2007 TOTAL	2007 TOTAL
AGG MENACING	1	6			3
AGGRAVATED ASSAULT	0	0		0	1
ALL OTHER OFFENSES EXCEPT TRAFFIC	1	1		0	0
ASSAULT	0	7		3	7
ATT ABDUCTION	1	1		0	0
AUTO VEHICLE THEFT	0	1		0	2
BURGLARY/B&E	0	0		1	1
CHILD ENDANGERING	0	1		1	6
CPO/TPO VIOLATION	1	3		3	5
CRIMINAL DAMAGING	0	1		0	1
CRIMINAL MISCHIEF	0	2		0	0
CRIMINAL TRESPASS	0	2		0	2
DESTRUCTION TO PROPERTY	0	1		0	0
DISCHARGING FIREARMS	0	1		0	0
DOC	0	3		0	0
DOC/FIGHTING	0	1		0	0
DOC/INTOX	1	3		0	4
DOMESTIC VIOLENCE/ASSAULT	5	26		5	23
DOMESTIC VIOLENCE/MENACING	0	9		0	4
DRUG ABUSE	1	12		2	8
DRUG PARAPHERNALIA	3	19		4	13
DUS	5	20		10	35
FALSIFICATION	2	4		0	0
FLEEING	0	0		0	2
FORGERY AND COUNTERFEITING	0	2		0	4
FRAUD	0	0		0	1
FTA ARREST/WARRANT	46	154		23	125
FTC ARREST/WARRANT	0	0		0	1
GSI (GROSS SEXUAL IMPOSITION)	0	2		0	0
IMPROPER HANDLING OF FIREARMS	0	0		0	1
LIQUOR LAWS	0	5		0	0
MENACING	0	0		0	1
MINOR CONSUMPTION	1	12		0	3
MINOR POSSESSION	0	3		0	1
OBSTRUCTING OFFICIAL BUSINESS	3	4		3	5
OBSTRUCTION	0	1		0	0
OMVUAC	0	2		0	0
OMVUAC PER SE	4	6		0	0
OPEN CONTAINER	0	2		2	2
OVI (DUI, OMVI, etc)	40	149		34	189
OVI PER SE (aka OMVI PER SE)	12	43		15	83
OVI REFUSAL	9	27		6	26
PASSING BAD CHECKS	0	4		0	2
PCT	0	0		0	1
PHYSICAL CONTROL	0	3		2	4
POSS/MARIJUANA, HASHISH, ETC.	0	0		1	1
POSS/OPIUM, COCAINE, HEROIN, ETC.	0	2		0	1
POSS/SYNTHETIC/MANUFACTURED-DRUGS	0	1		0	0
PUBLIC INDECENCY	0	0		0	1
RESISTING ARREST	1	2		0	3
ROBBERY	1	4		1	7
RSP	2	7		6	13
SEX OFFENSES/EXCEPT RAPE+PROSTITUTION	0	1		1	1

ADULT ARREST SUMMARY

ACTUAL NUMBER OF ADULTS ARRESTED	OCT - DEC 2008 TOTAL	2008 TOTAL	VS.	OCT - DEC 2007 TOTAL	2007 TOTAL
TOTAL	86	379			83

CHARGE	OCT - DEC 2008 TOTAL	2008 TOTAL	VS.	OCT - DEC 2007 TOTAL	2007 TOTAL
SOLICITOR W/O PERMIT	0	0			0
STALKING/MENACING BY STALKING	0	0		0	1
TELEPHONE HARASSMENT/HARASSING CALL	0	0		0	2
THEFT-LARCENY/NON MOTOR VEHICLE	0	10		3	11
TOBACCO LAW	0	1		0	0
UNAUTHORIZED USE OF MOTOR VEHICLE	0	2		0	0
VANDALISM	0	1		0	0
WEAPONS:CCW, POSSESSING, ETC.	1	3		1	3
TOTAL	141	577		130	616

JUVENILE ARREST SUMMARY

ACTUAL NUMBER OF JUVENILES ARRESTED	OCT - DEC 2008 TOTAL	2008 TOTAL	vs.	OCT - DEC 2007 TOTAL	2007 TOTAL
TOTAL	46	221		45	237

CHARGE	OCT - DEC 2008 TOTAL	2008 TOTAL	vs.	OCT - DEC 2007 TOTAL	2007 TOTAL
AGG MENACING	2	2		2	5
AGGRAVATED ASSAULT	1	1		0	1
ARSON	0	0		0	1
ASSAULT	4	17		3	13
AUTO VEHICLE THEFT	0	4		0	1
BURGLARY/B&E	0	0		2	2
CONT'G TO DELINQ. OF MINOR	1	3		0	1
COUNTERFEITING	0	0		0	1
CRIMINAL DAMAGING	1	7		1	1
CRIMINAL MISCHIEF	0	4		1	4
CRIMINAL TRESPASS	0	0		0	2
CURFEW AND LOITERING LAW VIOLATIONS	12	57		9	76
DANGEROUS ORDINANCE	0	0		0	1
DESTRUCTION TO PROPERTY	0	0		1	1
DISCHARGING FIREARMS	0	0		0	1
DOC	2	32		5	13
DOC/FIGHTING	3	11		1	7
DOC/INTOX	0	1		0	1
DOMESTIC VIOLENCE/ASSAULT	3	7		3	6
DOMESTIC VIOLENCE/MENACING	0	1		0	0
DRUG ABUSE	6	18		5	22
DRUG PARAPHERNALIA	5	19		2	15
FALSIFICATION	1	6		0	3
FIREWORKS ORDINANCE	0	0		0	3
FORCIBLE RAPE	0	1		0	0
FORGERY AND COUNTERFEITING	0	0		0	1
FTA ARREST/WARRANT	0	1		0	0
GSI (GROSS SEXUAL IMPOSITION)	0	1		0	0
INDECENT EXPOSURE/PUBLIC INDECENCY	0	0		1	2
INDUCING PANIC	1	1		0	3
LIQUOR LAWS	0	0		0	1
LIQUOR LAWS/LIQUOR CONSUMP MV	0	1		1	1
LITTERING	0	0		0	2
MENACING	1	4		1	2
MINOR CONSUMPTION	3	30		3	53
MINOR POSSESSION	1	8		2	5
OBSTRUCTING OFFICIAL BUSINESS	1	4		0	5
OMVUAC	0	0		0	1
OMVUAC PER SE	0	0		0	1
OPEN CONTAINER	0	0		0	2
OVI (DUI, OMVI, etc)	0	0		0	3
PCT	1	1		0	0
PHYSICAL CONTROL	0	1		0	0
POSS/SYNTHETIC/MANUFACTURED-DRUGS	0	2		2	2
RESISTING ARREST	0	1		0	2
RSP	1	5		2	11
SEX OFFENSES/EXCEPT RAPE+PROSTITUTION	0	0		0	1
TELEPHONE HARASSMENT/HARASSING CALL	1	2		1	2
THEFT-LARCENY/NON MOTOR VEHICLE	6	16		2	15

JUVENILE ARREST SUMMARY

ACTUAL NUMBER OF JUVENILES ARRESTED	OCT - DEC 2008 TOTAL	2008 TOTAL	VS.	OCT - DEC 2007 TOTAL	2007 TOTAL
TOTAL	46	221		45	237

CHARGE	OCT - DEC 2008 TOTAL	2008 TOTAL	VS.	OCT - DEC 2007 TOTAL	2007 TOTAL
TOBACCO LAW	4	12		2	15
UNRULY	0	0		0	1
VANDALISM	0	0		1	1
WEAPONS:CCW, POSSESSING, ETC.	2	6		1	3
TOTAL	63	287		54	316

ACCIDENTS

TYPE OF ACCIDENT	OCT - DEC 2008 TOTAL	2008 TOTAL	VS.	OCT - DEC 2007 TOTAL	2007 TOTAL
FATAL	0	3		0	2
FATAL PRIVATE PROPERTY	0	1		0	0
PROPERTY DAMAGE	157	552		160	502
HIT SKIP	4	8		3	16
PRIVATE PROPERTY	32	160		25	95
PRIVATE PROPERTY HIT SKIP	0	6		2	5
INJURY ACCIDENT	61	289		70	261
INJURY HIT SKIP	0	1		0	1
PRIVATE PROPERTY INJURY	2	14		4	9
PRIVATE PROPERTY INJURY HIT SKIP	0	2		0	0
TOTALS	256	1,036		264	891

ACCIDENT ANALYSIS January - December 2008

January 1, 2008 through December 31, 2008 there were 1,036 reported traffic accidents, resulting in an average 2.83 accidents per day. Compared to 2006, accidents increased 16.27% (2008 = 1,036; 2007 = 891).

Personal injury accidents (310) accounted for 29.93% of the total. Property damage accidents accounted for the majority of our activity with 560 reports being filed (54.05%). Private property collisions accounted for 166 (16.02%) reports being filed.

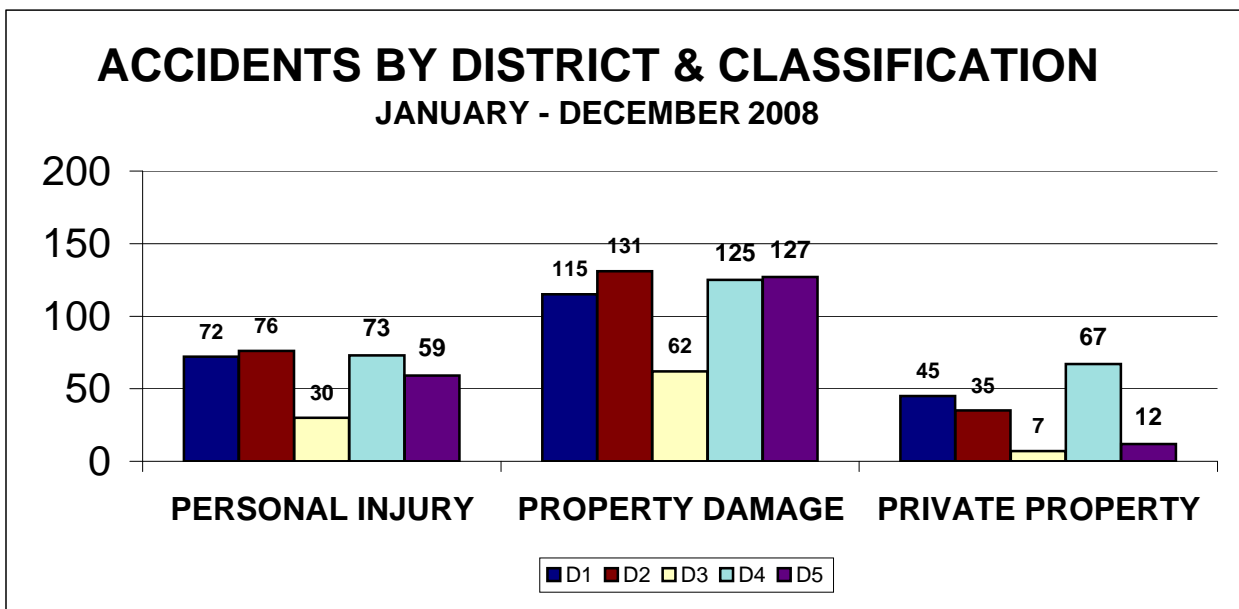
District 4 experienced the majority of accidents (264 or 25.48%). The second district with the most activity was District 2 (243 accidents or 23.46%). There were 233 collisions in District 1 (22.49%), 98 collisions in District 3 (9.46%) and in District 5, 198 accidents (19.11%). The busiest day of the week for accident activity for the reporting period was Wednesday with 185 accidents (17.86%) reported. The second busiest day was Friday with 180 accidents (17.37%) reported. Accident activity for the remaining days of the week were as follows: Sunday = 61 (5.89%); Monday = 147 (14.19%); Tuesday = 170 (16.41%); Thursday = 160 (15.44%); and Saturday = 133 (12.84%).

The most frequent contributing factor was Following Too Closely, which accounted for 284 or 27.41% of the accidents. The next most recurrent contributing factor was Failure to Control accounting for 168 or 16.21% of the accidents for the reporting period. The busiest time of day for accident activity was between 5PM-6PM with 111 (10.71%) accidents.

Thirty-one (31) crashes were identified as having been alcohol related (2.99%). The drivers in these accidents were arrested and charged with OVI. Six hundred ninety-one (691) citations were issued to at fault drivers as a result of their accidents (66.70%).

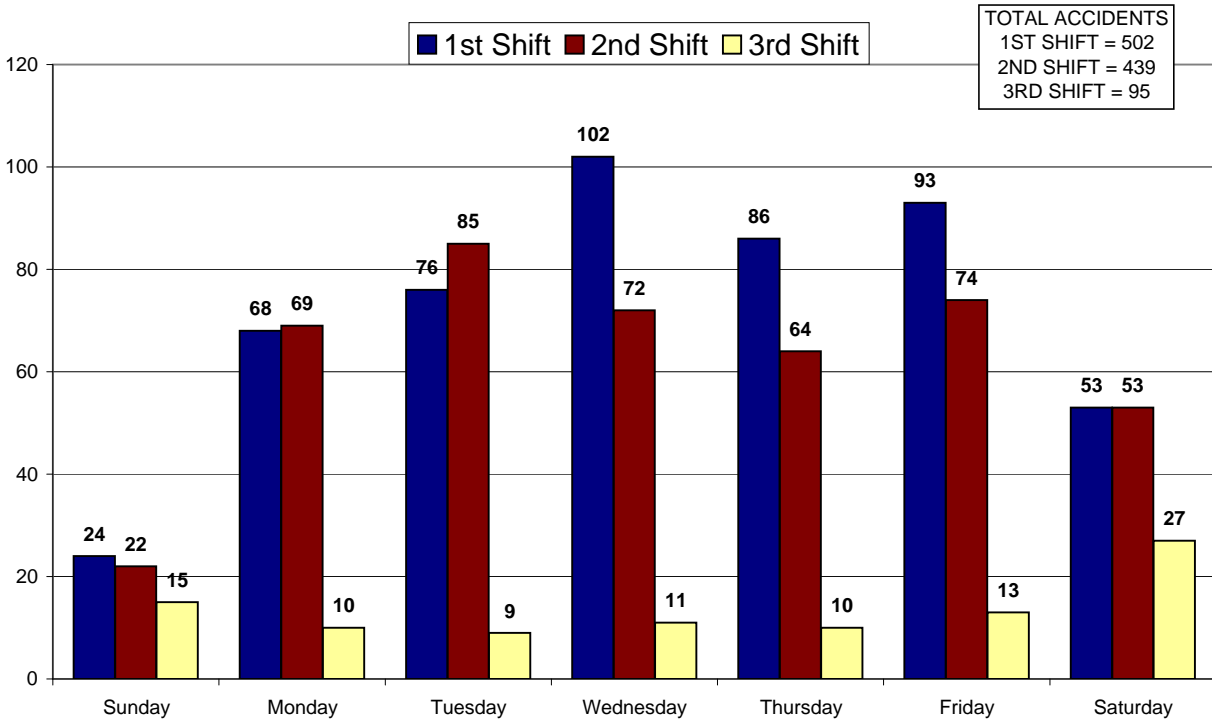
ACCIDENTS BY DISTRICT & CLASSIFICATION

DISTRICT	PERSONAL INJURY	PROPERTY DAMAGE	PRIVATE PROPERTY	TOTAL
D1	72	115	45	232
D2	76	131	35	242
D3	30	62	7	99
D4	73	125	67	265
D5	59	127	12	198
TOTAL	310	560	166	1,036



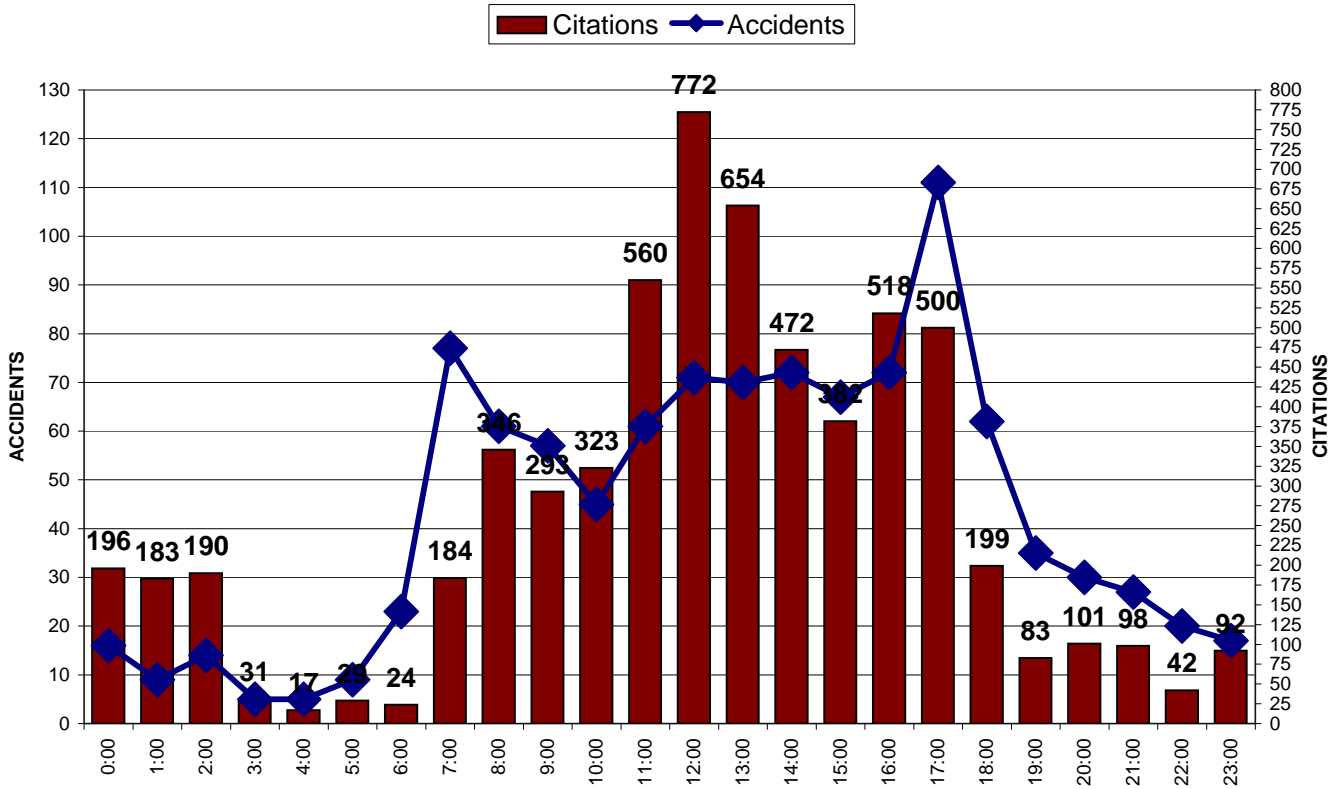
ACCIDENTS BY DAY OF WEEK & SHIFT

JANUARY 1 - DECEMBER 31, 2008



ACCIDENTS & CITATIONS BY HOUR

JANUARY 1 - DECEMBER 31, 2008



ACCIDENT ANALYSIS

October - December 2008

October 1, 2008 through December 31, 2008 there were 256 reported traffic accidents, resulting in an average 2.78 accidents per day. Compared to 2007, accidents decreased 3% (2008 = 256; 2007 = 264).

Personal injury accidents (63) accounted for 24.61% of the total. Property damage accidents accounted for the majority of our activity with 161 reports being filed (62.89%). Private property collisions accounted for 32 (12.50%) reports being filed.

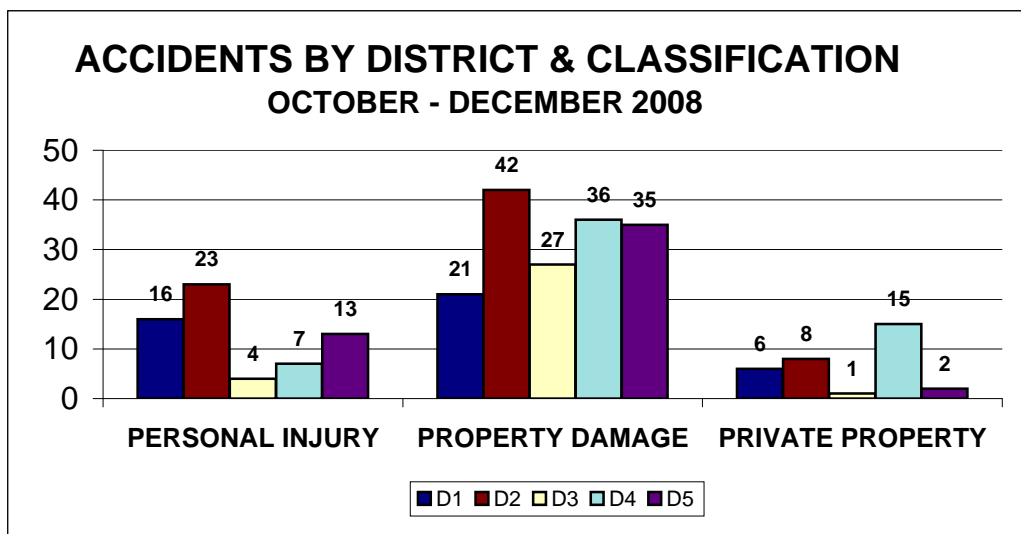
District 2 experienced the majority of accidents (73 or 28.52%). The second district with the most activity was District 4 (58 accidents or 22.66%). There were 43 collisions in District 1 (16.80%), 32 collisions in District 3 (12.50%) and in District 5, 50 accidents (19.53%). The busiest day of the week for accident activity for the reporting period was Friday with 52 accidents (14.25%) reported. The second busiest day was Tuesday with 45 accidents (16.98%) reported. Accident activity for the remaining days of the week were as follows: Sunday = 17 (6.64%); Monday = 35 (13.67%); Wednesday = 44 (17.19%); Thursday = 25 (9.77); and Saturday = 38 (14.84%).

The most frequent contributing factor was Following Too Closely, which accounted for 72 or 28.13% of the accidents. The next most recurrent contributing factor was Failure to Control accounting for 61 or 23.83% of the accidents for the reporting period. The busiest time of day for accident activity was between 5:00PM and 6:00PM with 23 (8.98%) accidents.

Twelve (12) crashes were identified as having been alcohol related (4.69%). The drivers in these accidents were arrested and charged with OVI. One hundred seventy-six (176) citations were issued to at fault drivers as a result of their accidents (68.75%).

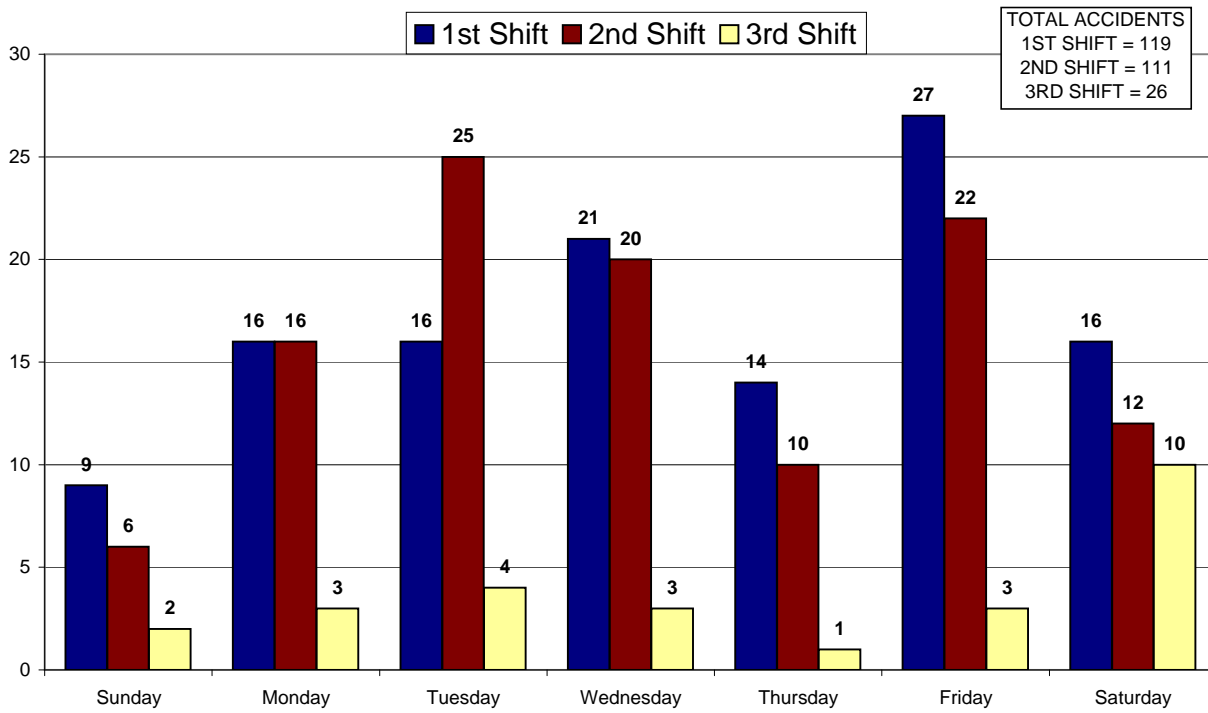
ACCIDENTS BY DISTRICT & CLASSIFICATION

DISTRICT	PERSONAL INJURY	PROPERTY DAMAGE	PRIVATE PROPERTY	TOTAL
D1	16	21	6	43
D2	23	42	8	73
D3	4	27	1	32
D4	7	36	15	58
D5	13	35	2	50
TOTAL	63	161	32	256



ACCIDENTS BY DAY OF WEEK & SHIFT

OCTOBER 1 - DECEMBER 31, 2008



ACCIDENTS & CITATIONS BY HOUR

OCTOBER 1 - DECEMBER 31, 2008

