

**City of Dublin
Division of Police**

**Quarterly
Activity
Report**

**January –
March 2004**

DUBLIN DIVISION OF POLICE

ACTIVITY SUMMARY

January – March 2004

Calls for Service:

Total Calls for Service: 15,578		Total Calls w/o Foot Patrol, Traffic Stops & Courtesy Calls*: 6,192			
Calls by District					
District 1	District 2	District 3	District 4	District 5	District 0 •
3,739	3,054	1,734	3,930	2,742	379
1,094*	1,174*	1,131*	1,567*	1,004*	222*
<i>911 Calls: 1,575</i>					
Workload Analysis Information for Districts 1 through 5*					
<i>Total Calls for Service: 5,970 Average Response Time: 5 minutes</i>					
<i>Average Total Time to Handle Calls: 19 minutes</i>					
* does not include traffic stops, foot patrols & courtesy calls					
• this district tracks all mutual aid calls to other jurisdictions or activity that occurs outside the city					

Traffic & Criminal Citations

Traffic Total: 3,035	Criminal Total: 15
Municipal Code: 2,969	
Ohio Revised Code: 32	
Parking Citations: 34	

Offense Reports:

Part I Crimes: 165	Part II Crimes: 130	Other: 71
Total Offense Reports for January – March 2004: 366		

Arrests:

Adult: 154	Juvenile: 54
Total Arrests January – March 2004: 208	

Accidents Reports:

Property Damage: 136	Injury: 39	Private Property: 28
Total Accident Reports January – March 2004: 203		

Please see remainder of report for more detailed information.

Authorized Strength – 2004

Full-Time Personnel

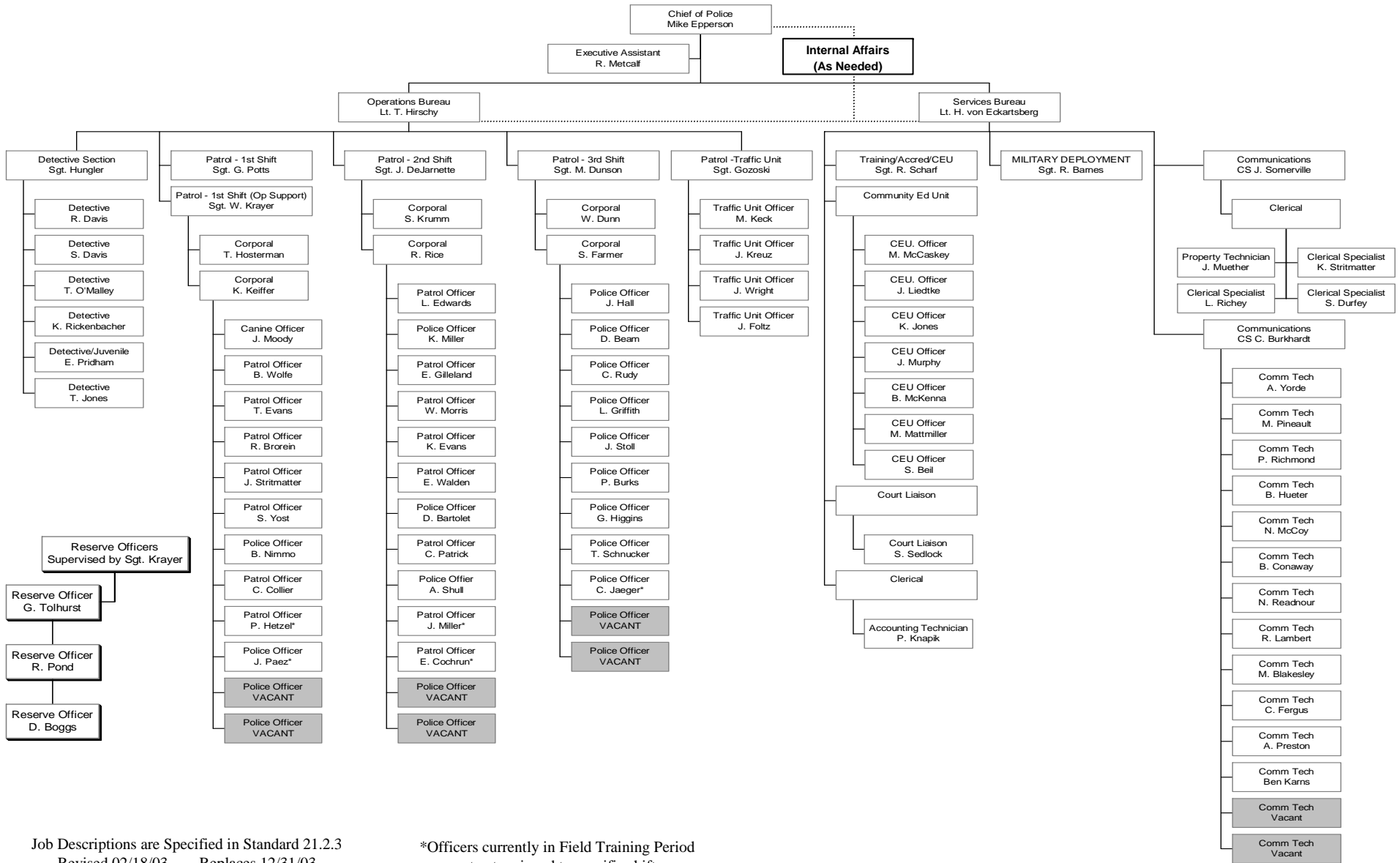
STAFFING TABLE	SWORN Authorized 71					CIVILIAN Authorized 22			
	Chief	Lt	Sergeant	Corporal	Police Officer	Comm Supvsr	Comm Tech	Exec Asst	Clerical
Number Authorized	1	2	8	6	54	2	14	1	5
Number Actual	1	2	8	6	48	2	12	1	5
Office of the Chief	1							1	
Operations Bureau									
Commander		1							
Patrol Sergeant			4						
Traffic Unit Sergeant			1						
Detective Sergeant			1						
Corporal				6					
Patrol Officer					29				
Canine Officer					1				
Traffic Unit Officer					4				
Detective					5				
Juvenile Officer					1				
Services Bureau									
Commander		1							
Community Education Unit Sergeant			1						
DARE/SRO Officer					7				
Training/Accreditation Sergeant			1						
Court Liaison Officer					1				
Communication Supervisor						2			
Communication Technician							12		
Accounting Technician									1
Property Technician									1
Clerical Specialist II									3

Reserves

Number Authorized	10
Number Actual	3
Reserve Officer	3

City of Dublin - Division of Police

Organizational Chart - Standard 11.1.2



Job Descriptions are Specified in Standard 21.2.3
 Revised 02/18/03 Replaces 12/31/03

*Officers currently in Field Training Period
 not yet assigned to specific shift.

DIVISION ACTIVITY

CALLS FOR SERVICE

District 1

Includes all areas within the city limits that are south and east of Interstate 270 and west of the Scioto River. Also includes I270 northbound from US 33 westbound ramp up to Sawmill Road.

District 2

Includes all areas within the city limits that are east of the Scioto River, west of Sawmill Road, south of the Delaware County Line and north of Martin Road. Also includes I270 westbound from Sawmill Road to US 33 and the ramp from I270 southbound to US 33 westbound.

District 3

Includes all areas within the city limits that are north of Brand Road and west of the Scioto River. All addresses that are within the city limits on Brand Road including the intersections of Brand Road/Muirfield Drive and Brand Road/Dublin Road are covered by this district.

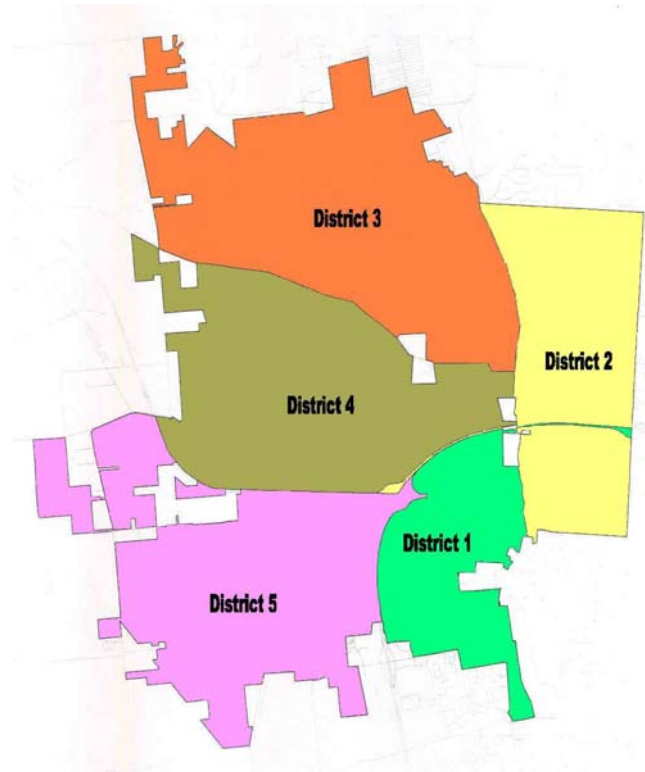
District 4

This district includes all areas within the city limits that are south of Brand Road, north of US 33 and west of Interstate I270, Browning Court and Dublin Road. Addresses that are south of Brand Road to the I270 overpass that are within the city limits are part of District 4.

District 5

This area includes all areas within the city limits that are south of the north edge of US 33 and west of I270. This area also covers both northbound and southbound lanes of I270 between Tuttle Crossing and US 33 and all ramps to and from I270 south of US 33.

NOTE: The following is a breakdown of calls for service. They represent initial reports. The number of actual offenses may be different after officer's investigation.



WORKLOAD ANALYSIS REPORT

January – March 2004

The January through March 2004 Workload Analysis Report reflects a total of 5,970 calls for service. This figure does not include traffic stops, foot patrols or courtesy cards initiated by officers or activity occurring in District 0 (calls outside city limits/mutual aid). The average response time for calls was five (5) minutes from the time the call was received by our communications technician until the first responding officer arrived on the scene. The average time to reach a disposition and clear the call was nineteen (19) minutes.

The Workload Analysis Report also allows us to track activity levels by hour by day. We analyze this data to determine our staffing levels for patrol shifts. By reviewing our Workload Analysis Report, you can see that our busiest hour of activity was between 4:00 PM and 5:00 PM. Five hundred seventy-three (573) calls for service were received during this time frame. The next busiest hour was between 3:00 PM and 4:00 PM when five hundred twelve (512) calls for service were received. The ability to obtain this type of data is critical to effectively staff our patrol shifts.

While reviewing this report it is important to note that various factors can influence average response times. "Stacking" of calls where lower priority calls are held so that calls of a more urgent nature can be dispatched and responded to commonly occurs. "Cross dispatching" where an officer is dispatched out of district to a call will also increase response time. Low priority calls that are received during roll call/shift change negate an immediate response from patrol officers thus increasing response times.

As a matter of practice, we like to keep our average response time for all calls occurring inside the City under ten (10) minutes. As previously stated, there are certain incidents where that becomes impossible. However, our goal is realistic and as demonstrated by the January through March 2004 report was met. In an effort to assist the reader in reviewing the Workload Analysis Report the following is a list of some relevant interpretations for review.

District 1 Totals

1,094 Calls for Service
 5 minute average response time
 19 minute average time to resolve call

District 4 Totals

1,567 Calls for Service
 5 minute average response time
 22 minute average time to resolve call

District 2 Totals

1,174 Calls for Service
 5 minute average response time
 20 minute average time to resolve call

District 5 Totals

1,004 Calls for Service
 5 minute average response time
 18 minute average time to resolve call

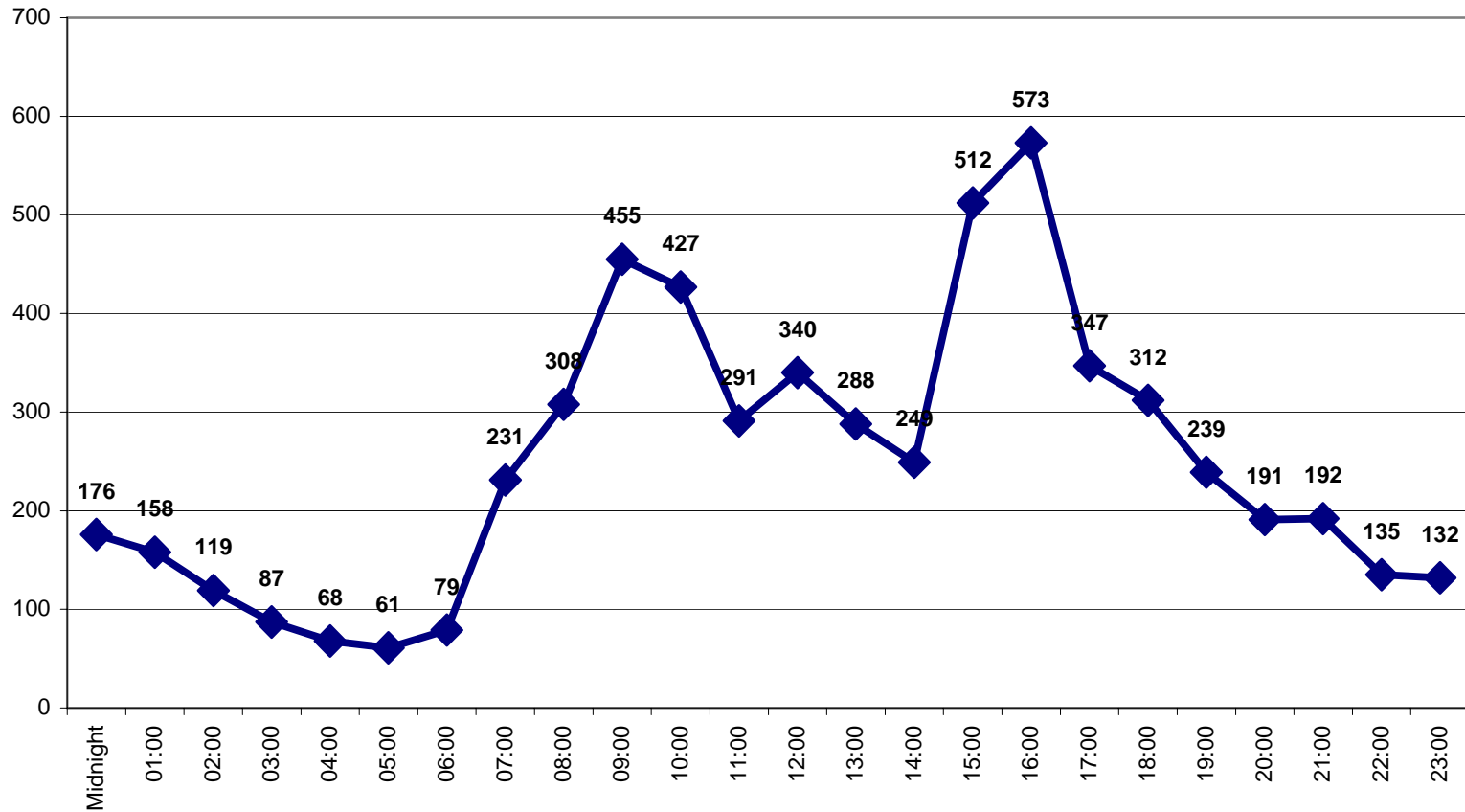
District 3 Totals

1,131 Calls for Service
 6 minute average response time
 16 minute average time to resolve call

Total Calls for Service

5,970 Calls for Service
 5 minute average response time
 19 minute average time to resolve call

Calls for Service by Time of Day January - March 2004



CALLS FOR SERVICE SUMMARY

JANUARY 1 - MARCH 31, 2004

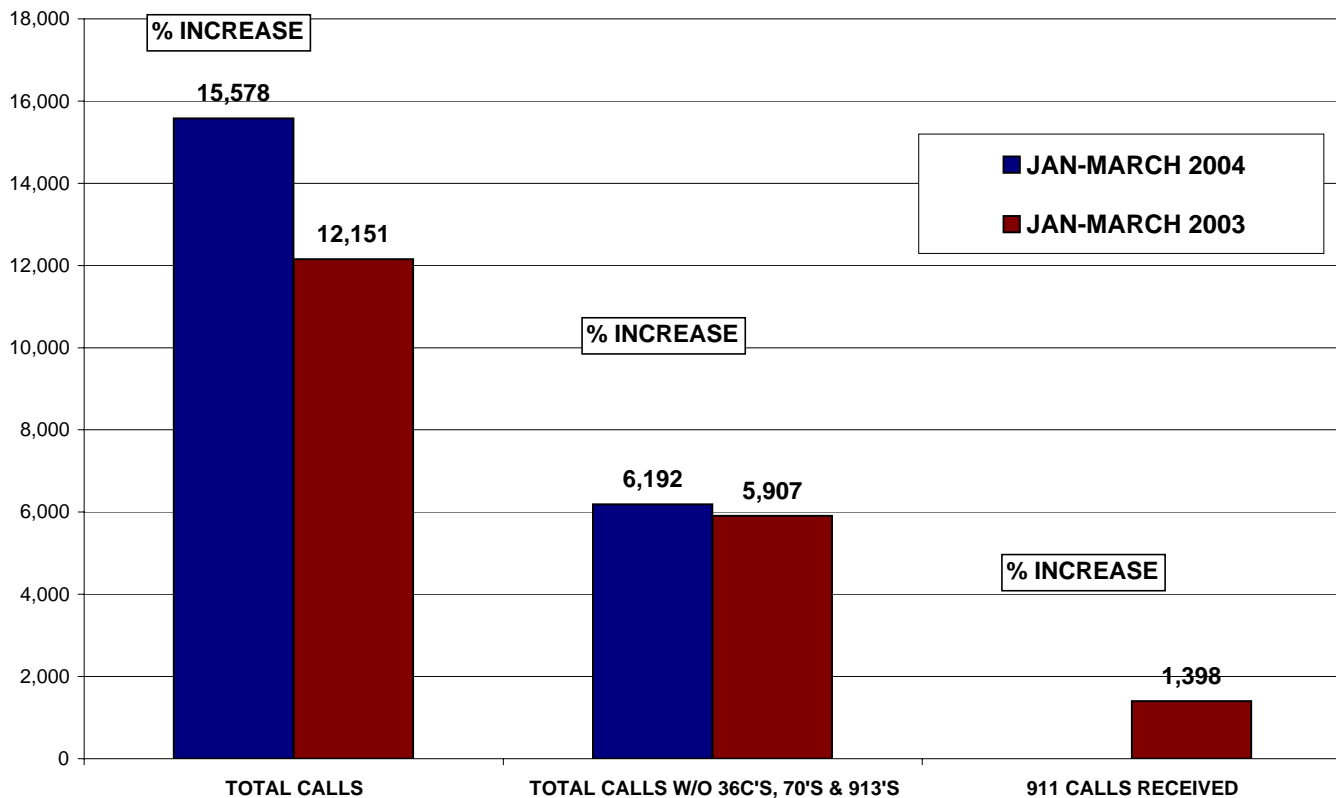
CODE# & DESCRIPTION	DISTRICTS					District 0	JAN-MAR	VS.	JAN-MAR
	001	002	003	004	005	Mutual Aid Outside City	2004 Total		2003 Total
2-ACCIDENT	38	64	22	30	71	4	229		235
2A-HIT SKIP	12	6	4	9	9	0	40		45
2P-ACCIDENT PRIV PROP	9	14	4	19	3	0	49		75
4-ACCIDENT INJURY	16	15	3	8	21	3	66		69
4A-HIT SKIP INJURY	0	0	0	0	0	0	0		1
4P-ACCIDENT PRIV PROP INJURY	0	0	0	0	0	0	0		1
8-ASSAULT	3	1	0	3	1	0	8		14
8A-MENACING THREATS	3	6	3	5	4	0	21		19
8B-TELEPHONE HARASSMENT	6	2	11	12	3	0	34		33
10-ASSIST OTHER UNIT	14	13	4	6	17	39	93		147
12-BURGLARY	7	7	7	8	0	1	30		47
12AL-BURGLAR ALARM	102	121	180	129	94	0	626		679
12B-OPEN DOOR	2	1	9	8	5	0	25		24
13-MISC CALL	23	18	12	109	19	22	203		199
13T-PRISONER TRANSPORT	0	0	0	1	0	17	18		14
14-FORGERY/BAD CHECK	9	5	7	8	1	1	31		35
15-WARRANT SERVICE	2	2	6	34	3	35	82		51
16-DOA	3	1	0	3	1	1	9		4
16A-DEAD ANIMAL	1	4	3	0	0	0	8		4
18-DOG BITE	0	0	0	1	0	0	1		2
18A-ANIMAL COMPLAINT	13	11	19	17	14	1	75		50
18B-BARKING DOG	5	0	3	2	3	0	13		17
20-DOMESTIC	2	3	7	13	9	0	34		29
24-INTOXICATED PERSON	1	2	0	4	0	0	7		13
24A-OMVI	9	13	4	9	17	13	65		98
26-FIGHT	1	3	0	1	0	0	5		4
28-FIRE RUN	0	1	1	2	1	0	5		7
29-EMS RUN	3	0	1	2	2	0	8		4
30-VICE COMPLAINT	2	0	0	0	0	0	2		0
34-JUVENILE COMPLAINT	4	6	17	22	3	0	52		57
36-THEFT	54	49	29	42	18	0	192		212
36B-FOUND PROPERTY	4	7	2	14	5	0	32		39
36C-COURTESY CARD	464	342	184	294	285	0	1,569		1,485
38-MISSING PERSON	1	0	2	5	3	0	11		16
38A-MISSING PERSON RETURNED	1	1	1	2	0	0	5		5
40-PERSON WITH GUN	0	2	0	0	0	1	3		3
42-UNKNOWN CIRCUMSTANCES	0	2	0	6	2	0	10		6
42A-911 HANG UP	69	41	45	73	46	0	274		314
44-OFFICER IN TROUBLE	1	1	0	0	0	0	2		1
46-PROWLER	0	0	2	0	2	0	4		1
48-RAPE	0	1	0	1	0	1	3		4
48B-SEX OFFENSE	0	0	0	3	2	0	5		2
50-ROBBERY	0	2	0	0	0	0	2		1
50AL-ROBBERY ALARM	18	10	20	23	11	0	82		61
52A-SHOTS FIRED	1	0	1	0	1	0	3		3
54-STABBING	0	1	0	0	0	0	1		0
56-STOLEN VEHICLE	4	6	1	2	3	0	16		15
56B-RECOVERED STOLEN VEHICLE	0	2	0	5	1	1	9		9
58-SUICIDE	0	0	0	1	0	0	1		1
58A-SUICIDE ATTEMPT	3	0	0	4	0	1	8		18
60A-SUSP VEHICLE	51	78	32	60	20	0	241		134

CALLS FOR SERVICE SUMMARY

JANUARY 1 - MARCH 31, 2004

CODE# & DESCRIPTION	DISTRICTS					District 0	JAN-MAR	VS.	JAN-MAR
	001	002	003	004	005	Mutual Aid Outside City	2004 Total		2003 Total
60-SUSPICIOUS PERSON	64	80	40	66	36	7	293		250
61-HOUSE CHECK	223	297	442	315	176	0	1,453		1,178
61A-EXTRA PATROL	10	8	26	43	15	1	103		107
62-TRAFFIC DETAIL	9	6	4	0	9	0	28		26
64-VANDALISM	17	8	17	20	17	2	81		60
70-TRAFFIC VIOLATOR	1,456	866	155	740	1,114	104	4,435		1,960
72-SPEEDER/RECKLESS DRIVER	13	27	8	18	46	38	150		143
74-DISABLED VEHICLE	78	73	15	47	168	15	396		449
76-VEH BLOCKING	13	18	5	18	13	3	70		74
76A-PARKING COMPLAINT	25	25	15	95	12	1	173		169
78-LOCKOUT	74	35	19	82	20	4	234		237
80-ROADWAY OBSTRUCTION	5	17	7	8	12	4	53		51
90-DISTURBANCE 2 UNITS	35	18	35	56	34	1	179		144
90A-DISTURBANCE 1 UNIT	29	37	34	84	25	4	213		170
913-FOOT PATROL	725	672	264	1,329	339	53	3,382		2,799
96-MENTAL	1	0	0	3	0	0	4		2
100-BOMB THREAT	0	0	0	0	0	0	0		4
102-NARCOTICS	1	3	2	6	6	1	19		21
TOTAL CALLS	3,739	3,054	1,734	3,930	2,742	379	15,578		12,151
TOTAL CALLS W/O 36C'S, 70'S & 913'S	1,094	1,174	1,131	1,567	1,004	222	6,192		5,907
911 CALLS RECEIVED									1,398

CALLS FOR SERVICE JANUARY - MARCH 2004 VS. 2003



CALLS FOR SERVICE BY SHIFT BY DAY OF WEEK

JANUARY - MARCH 2004 TOTALS							
SHIFTS	SUN	MON	TUES	WED	THURS	FRI	SAT
1ST	282	416	375	382	380	358	372
2ND	358	341	323	301	362	431	409
3RD	163	99	92	131	116	133	146

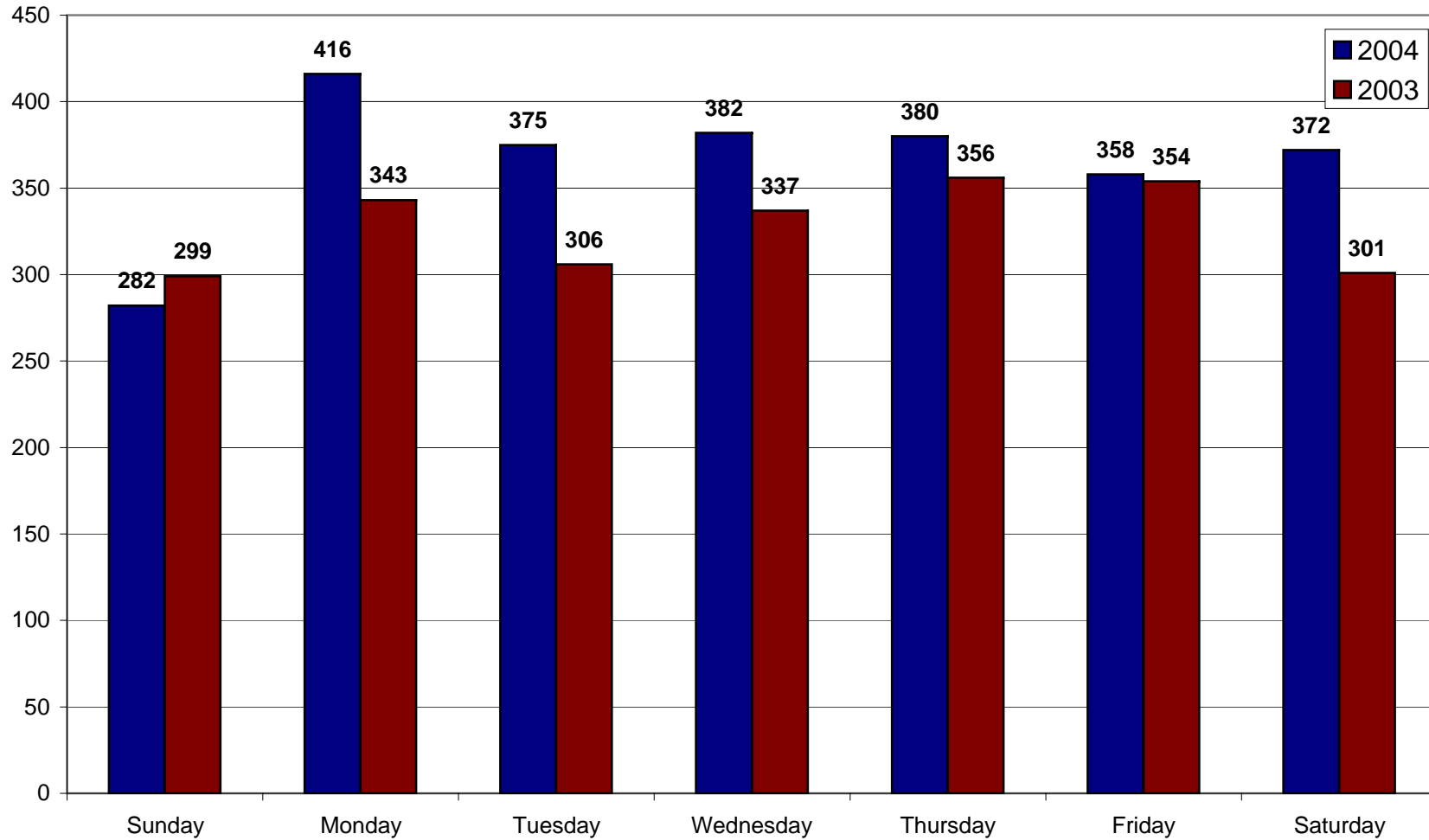
JANUARY - MARCH 2003 TOTALS							
SHIFTS	SUN	MON	TUES	WED	THURS	FRI	SAT
1ST	299	343	306	337	356	354	301
2ND	313	372	355	363	420	411	415
3RD	122	97	97	76	89	112	132

In analyzing our calls for service activity levels for the months of January - March 2004 you will note increases/decreases in some cases. The chart below indicates the percentage of increase or decrease (-) experienced by shift by day of the week.

Note: These figures do not include traffic stops, foot patrols, courtesy cards or calls in District 0.

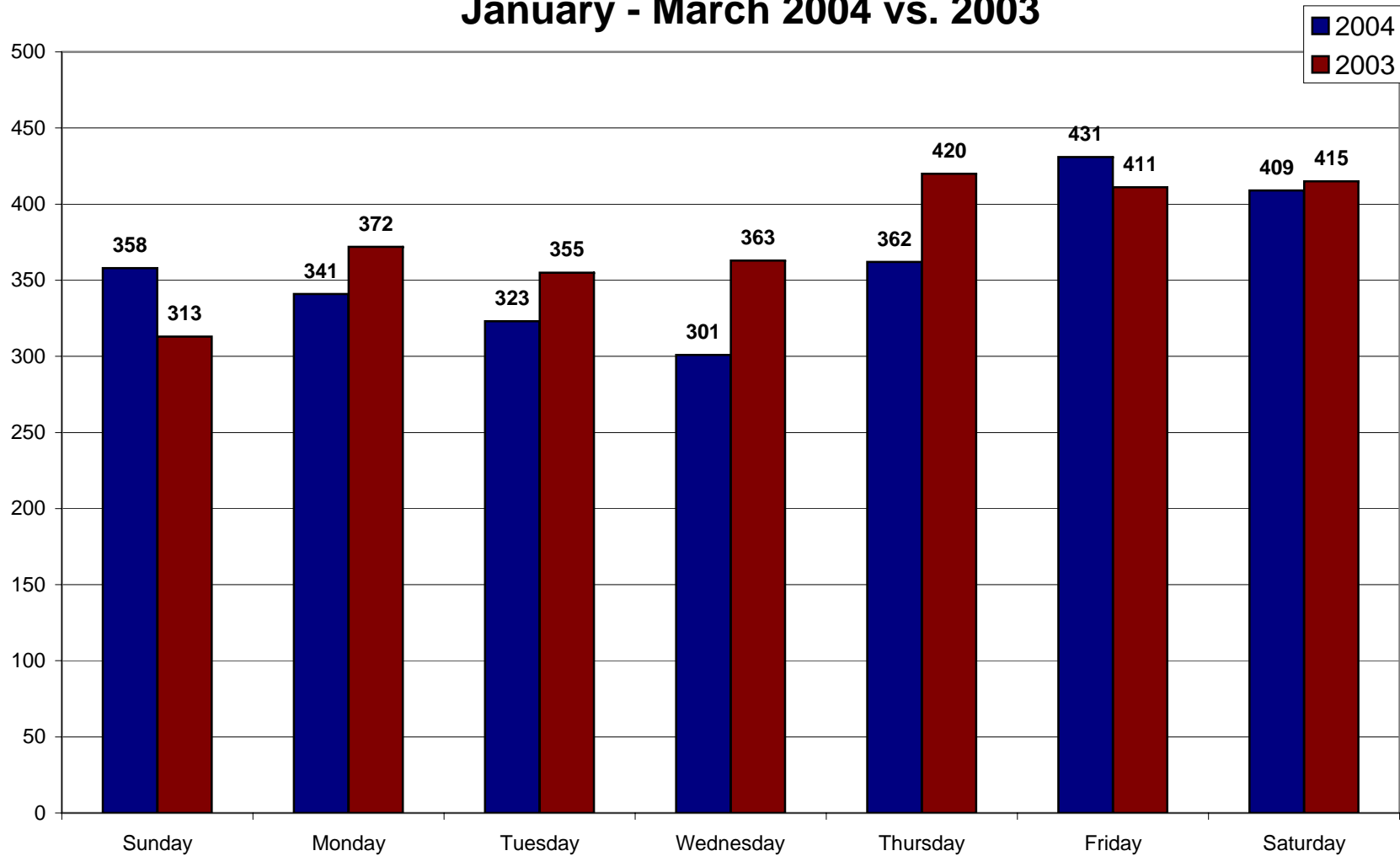
PERCENTAGE INCREASES AND DECREASES FOR JANUARY - MARCH 2004 VS. 2003 TOTALS							
SHIFTS	SUN	MON	TUES	WED	THURS	FRI	SAT
1ST	-6%	21%	23%	13%	7%	1%	24%
2ND	14%	-8%	-9%	-17%	-14%	5%	-1%
3RD	34%	2%	-5%	72%	30%	19%	11%

Calls for Service - First Shift January - March 2004 vs. 2003



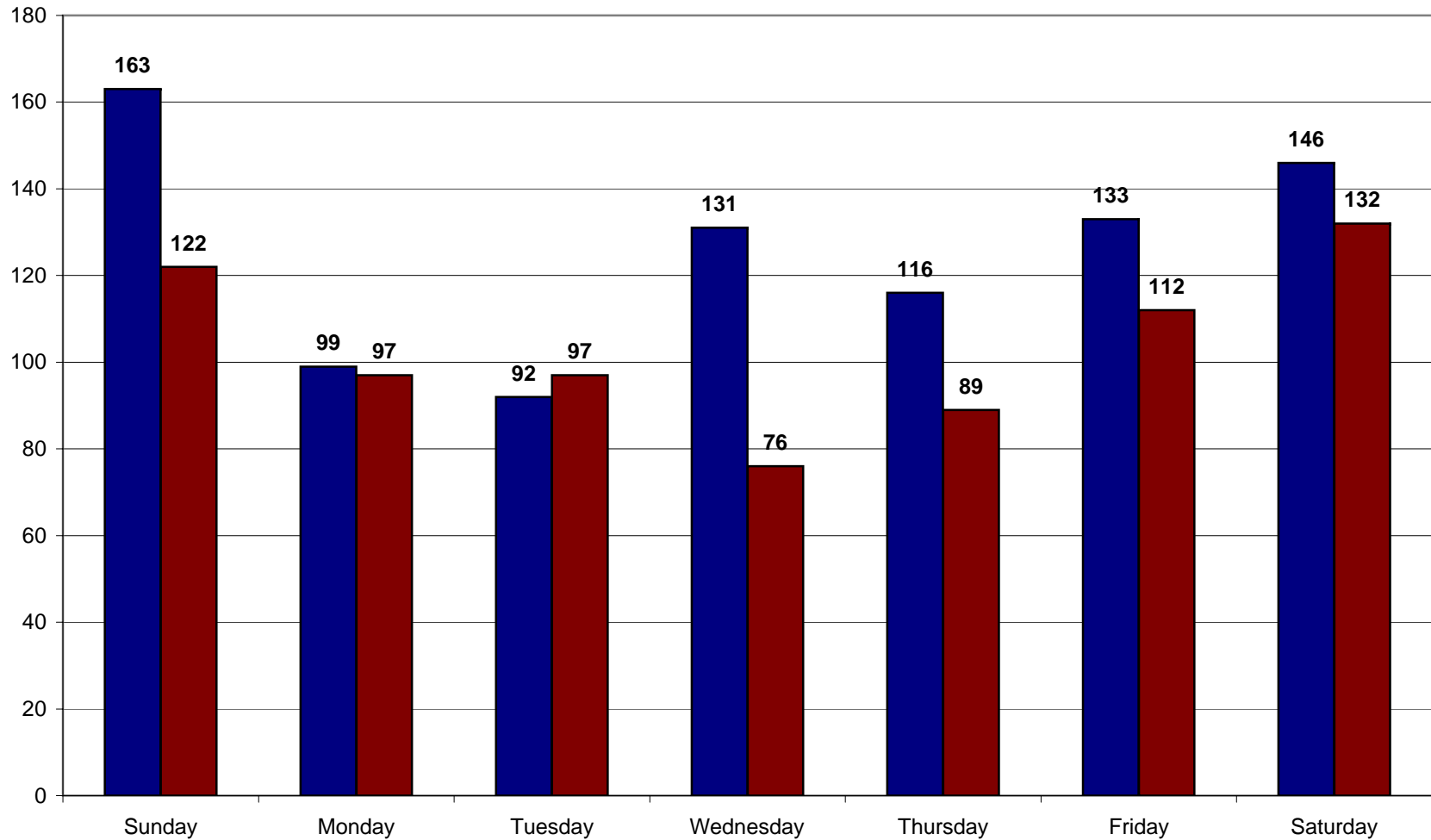
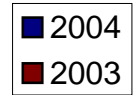
Experienced an overall increase of 11.72% in calls for service on 1st shift.

Calls for Service - Second Shift January - March 2004 vs. 2003



Experienced an overall decrease of 4.68% in calls for service on 2nd shift.

Calls for Service - Third Shift January - March 2004 vs. 2003



Experienced an overall Increase of 21.38% in calls for service on 3rd shift.

TRAFFIC ENFORCEMENT SUMMARY
JANUARY 1 - MARCH 31, 2004

TRAFFIC CITATIONS - MUNICIPAL CODE

TYPE OF CITATION & SECTION#	JAN - MAR 2004	VS.	JAN - MAR 2003
70.02B FLEEING & ELUDING	0		1
70.09 FALSE INFO TO POLICE	1		1
70.23 TRAFFIC CONTROL DEVICE	110		58
70.24 STOP AND YIELD SIGNS	1		4
71.01 NO OL-RESTRICT VIOL.	14		69
71.01C NO OL < 6 MOS.	0		11
71.03 TEMPORARY LICENSE	3		3
MISC MOVING	2		0
71.07 DUS (A1)	4		64
71.08 OPERATION/SALE W/O TITLE	0		1
71.09 DISPLAY OF PLATES	66		44
71.09B DISPLAY OF TEMP PLATES	1		0
71.09E OUT OF STATE TAGS NOT TRANSF	11		18
71.09F EXP VALIDATION	154		148
71.10 OBSTRUCTED PLATES	3		11
71.11 ILLEGAL PLATES	14		15
72.001A DRIVE ON RIGHT HALF ROADWY	1		1
72.005 DRIVING/LEFT OF CTR LINE	1		1
72.007 HAZARDOUS/NO PASSING ZONES	4		1
72.009 MARKED LANES	15		10
72.010 FOLLOWING TOO CLOSELY	4		3
72.011 DRIVING ON DIVIDED ROADWAYS	1		3
72.013 ILL TURN (PRIV PROP)	2		0
72.014 PROHIBITED U-TURN	6		8
72.015 STARTING & BACKING VEH	7		6
72.016 TURN & STOP SIGNALS	17		15
72.031 RIGHT OF WAY/LEFT	13		20
72.032 STOP SIGNS	13		3
72.034 RIGHT OF WAY/PUBLIC SAFETY	2		2
72.035 RIGHT OF WAY/ROADWAY	7		9
72.050 OBSTRUCT/INTERFERE DRIVER	1		0
72.051 DRIVING ON CLOSED ROADWAY	0		1
72.058 FAIL TO CONTROL	34		45
72.058 FULL TIME & ATTENTION	3		13
72.060 SQUEALING TIRES/PEALING	0		1
72.061 DRIVING SIDEWALK/LAWN	2		1
73.01A1 OVI (FORMERLY OMVI)	15		17
73.01A2 OMVI PER SE	1		1
73.02A RECKLESS OPERATION	1		4
73.15 SPEED/ACDA	2,118		757
73.30 STOPPING AFTER ACCIDENT	0		1
73.32 STOPPING AFTER DAMAGE REALTY	1		0

TRAFFIC ENFORCEMENT SUMMARY
JANUARY 1 - MARCH 31, 2004

TRAFFIC CITATIONS - MUNICIPAL CODE

TYPE OF CITATION & SECTION#	JAN - MAR 2004	VS.	JAN - MAR 2003
74.01 UNSAFE VEHICLE	1		1
74.02 HEADLIGHTS AFTER SUN	2		2
74.04 TAILLIGHT(S)OR PLATE LIGHT	0		3
74.13 LIGHTS DISPLAYED	6		4
74.20 MUFFLERS/XCESS SMOKE-GAS	1		1
74.26 CHILD RESTRAINTS	2		1
74.27B1 SEATBELT - DRIVER	66		10
74.27B2 SEATBELT-PASSENGER	0		2
74.28 WINDOW TINT	107		54
74.47 DROPPING/FAKING LOADS/MUD	2		2
75.02 NO EYE PROTECTION/BIKE LAWS	0		1
75.09 MOTORIZED BICYCLE OPERATION	1		0
72.020 STOPPING FOR SCHOOL BUS	0		1
72.035 FAIL TO YIELD	2		0
71.09C FAIL TO REG. VEH.	1		0
72.052 FOLLWING/APPROACH.PUB.VEH'S	2		0
71.01A2 ALLOW UNLIC. OPERATOR	1		0
71.18 DUS: NON-COMPLIANCE	24		0
71.19 NO OPS	51		1
73.01A4 OVI PER SE (OMVI PER SE)	2		0
71.21A FRA M1	9		0
MISCELLANEOUS CITATION	36		30
TOTALS	2,969		1,484

TRAFFIC CITATIONS - OHIO REVISED CODE

TYPE OF CITATION & SECTION#	JAN - MAR 2004	VS.	JAN - MAR 2003
4503.11 EXP REGISTRATION	1		1
4503.21 DISPLAY LICENSE/VALIDATION	3		5
4507.02A1 DRIVE W/O VALID OP LIC.	1		13
4507.02B1 DUS/REVOICATION	1		5
4511.192A OP UNDER OMVI SUSPENSION	0		1
4511.19A1 OMVI IMPAIRED	10		12
4511.19A3 OMVI PER SE-BREATH	0		1
4511.20 RECKLESS OPERATION	1		0
4511.202 FAIL TO CONTROL	1		2
4511.21 SPEED/ACDA	6		3
4511.33 MARKED LANES	2		5
4513.03 LIGHTED LIGHTS REQ'D	0		2
4513.04 TWO HEADLIGHTS REQ'D	0		1
4511.43 FAIL TO YIELD STOP INTERSEC	2		1
4513.02 UNSAFE VEHICLES	1		0

TRAFFIC ENFORCEMENT SUMMARY
JANUARY 1 - MARCH 31, 2004

TRAFFIC CITATIONS - OHIO REVISED CODE

TYPE OF CITATION & SECTION#	JAN - MAR 2004	VS.	JAN - MAR 2003
4549.08 UNAUTHD USE OF PLATES/NO'S/	1		0
4510.12 NO OPER LICENSE	2		0
TOTALS	32		52

PARKING CITATIONS

TYPE OF CITATION & SECTION#	JAN - MAR 2004	VS.	JAN - MAR 2003
76.26 VEH. LEFT ON PRIVE PROP	2		0
76.02F HANDICAP PARKING	5		11
76.01 CERTAIN AREAS PROHIBITED	18		9
76.26B PARKING IN FIRELANE	7		46
76.11 MAX. STREET PARKING	1		1
76.05 UNATTENDED VEHICLE	0		1
76.02 PARALLEL PARKING	1		0
TOTALS	34		68

TOTAL CITATIONS	3,035	1,604
------------------------	--------------	--------------

**CRIMINAL CHARGES SUMMARY
JANUARY 1 - MARCH 31, 2004**

CHARGE	JAN - MAR 2004	VS.	JAN - MAR 2003
AGG MENACING	1		2
ANIMAL AT LARGE	0		1
COUNTERFEITTING	1		0
CRIMINAL DAMAGING	1		0
CRIMINAL TRESPASS	1		0
DOC/INTOX	1		0
DRUG ABUSE - MARIJUANA	4		1
DRUG PARAPHERNALIA	1		2
MENACING	0		1
MINOR CONSUMPTION	2		3
MINOR POSSESSION	3		3
OBSTRUCTING OFFICIAL BUSINESS	0		1
OPEN CONTAINER	0		2
SOLICITOR W/O PERMIT	0		2
THEFT-LARCENY/NON MOTOR VEHICLE	0		1
WEAPONS:CCW, POSSESSING, ETC.	0		3
TOTALS	15		22

OFFENSE REPORT SUMMARY

JANUARY 1 - MARCH 31, 2004

PART I	DEPARTMENT CLASSIFICATION	JAN - MAR 2004	VS.	JAN - MAR 2003
	AGG ROBBERY	0		1
	ARSON	2		0
	ATT BREAKING & ENTERING	1		0
	ATT BURGLARY/ATT AGG BURGLARY	1		1
	ATT THEFT	0		3
	AUTO THEFT	6		6
	B & E	20		12
	BURGLARY	6		14
	DEFRAUDING A LIVERY	2		0
	FELONIOUS ASSAULT	1		0
	GRAND THEFT	4		1
	PETTY THEFT	6		1
	RAPE	2		1
	ROBBERY	2		0
	THEFT/LARCENY	112		135
	TOTALS	165		175

PART II	DEPARTMENT CLASSIFICATION	JAN - MAR 2004	VS.	JAN - MAR 2003
	AGG MENACING	2		3
	ASSAULT (SIMPLE)	6		12
	CHILD ENDANGERING	0		1
	COUNTERFEITTING	1		0
	CRIMINAL DAMAGING	25		23
	CRIMINAL MISCHIEF	3		3
	CRIMINAL TRESPASSING	2		0
	DECPT/DANGER. DRUGS	0		1
	DOC	2		2
	DOC/INTOX	2		1
	DOMESTIC VIOLENCE/ASSAULT	11		8
	DOMESTIC VIOLENCE/MENACING	0		2
	DRUG ABUSE (POSS. OF MARIJUANA)	14		9
	DRUG PARAPHERNALIA (GENERAL)	1		4
	FORGERY	1		1
	IDENTITY THEFT (IN JURISDICTION)	0		3
	INDUCING PANIC	0		2
	MENACING	2		4
	MINOR CONSUMPTION	14		3
	MINOR POSSESSION	10		6
	MISUSE CREDIT CARD	1		1
	OBSTRUCTING JUSTICE	2		0
	OPEN CONTAINER	1		3
	PASSING BAD CHECKS	3		2
	POSSESSION OF DRUGS	1		1
	RESISTING ARREST	1		0
	RSP	2		4

OFFENSE REPORT SUMMARY

JANUARY 1 - MARCH 31, 2004

PART II	DEPARTMENT CLASSIFICATION	JAN - MAR 2004	VS.	JAN - MAR 2003
	SEX OFFENSES	2		3
	SEXUAL ASSAULTS	0		3
	STALKING/MENACING BY STALKING	0		2
	TELEPHONE HARASSMENT/HARASSING CALL	12		20
	TRAFFICKING	1		2
	VANDALISM	6		2
	WEAPONS/CCW	2		4
	TOTALS	130		135

OTHER	DEPARTMENT CLASSIFICATION	JAN - MAR 2004	VS.	JAN - MAR 2003
	ANIMAL AT LARGE	0		1
	CPO/TPO VIOLATION	2		1
	CURFEW	5		1
	DISTURBANCE	0		3
	DOA	4		2
	FALSE ALARMS	1		0
	IDENTITY THEFT (OUTSIDE JURIS.)	1		15
	INCIDENT	38		28
	MISSING PERSON	1		3
	PROPERTY DISPUTE	0		3
	RECKLESS OP IN MOTOR VEHICLE	0		1
	RECOVERED PROPERTY	0		1
	RUNAWAY (18 YOA OR YOUNGER)	5		2
	SOLICITOR W/O PERMIT	0		3
	SUICIDE	1		2
	SUICIDE ATTEMPT	6		7
	TOBACCO LAW	1		1
	UNAUTHORIZED USE OF MOTOR VEHICLE	3		1
	UNRULY	2		1
	UNCLASSIFIED REPORT	1		0
	TOTALS	71		76

TOTAL OFFENSES

366

386

ADULT ARRESTS
JANUARY 1 - MARCH 31, 2004

CHARGE	JAN - MAR 2004	VS.	JAN - MAR 2003
ASSAULT	0		2
BURGLARY/B&E	1		0
CHILD ENDANGERING	1		0
CPO/TPO VIOLATION	1		0
CRIMINAL DAMAGING	0		1
CRIMINAL TRESPASS	1		0
DECPT/DANGER. DRUGS	0		2
DOC	1		0
DOC/INTOX	1		2
DOMESTIC VIOLENCE/ASSAULT	3		6
DOMESTIC VIOLENCE/MENACING	0		1
DRUG ABUSE - MARIJUANA	7		7
DRUG PARAPHERNALIA	7		8
DUS	12		36
FLEEING	0		1
FORGERY AND COUNTERFEITING	0		2
FTA ARREST/WARRANT	66		53
INDUCING PANIC	1		0
MENACING	1		0
MINOR POSSESSION	3		0
OBSTRUCTING OFFICIAL BUSINESS	2		1
OMVI (DUI, OVI, etc)	20		31
OMVI PER SE	10		8
OMVUAC	1		0
OPEN CONTAINER	1		2
PASSING BAD CHECKS	0		1
PCT	0		1
POSS/OPIUM, COCAINE, HEROIN, ETC.	1		0
RESISTING ARREST	1		0
RSP	2		5
SEX OFFENSES	1		0
SEX OFFENSES/EXCEPT RAPE-PROSTITUTION	0		1
THEFT-LARCENY/NON MOTOR VEHICLE	7		3
UNAUTHORIZED USE OF MOTOR VEHICLE	1		1
WEAPONS:CCW, POSSESSING, ETC.	1		0
ALL OTHER OFFENSES EXCEPT TRAFFIC	0		1
TOTAL	154		175

JUVENILE ARRESTS
JANUARY 1 - MARCH 31, 2004

CHARGE	JAN - MAR 2004	vs.	JAN - MAR 2003
ASSAULT	0		2
BURGLARY/B&E	1		0
CRIMINAL DAMAGING	3		0
CURFEW AND LOITERING LAW VIOLATIONS	9		1
DOC	3		1
DOMESTIC VIOLENCE/ASSAULT	2		1
DOMESTIC VIOLENCE/MENACING	0		1
DRUG ABUSE - MARIJUANA	5		4
DRUG PARAPHERNALIA	0		3
FORCIBLE RAPE	0		1
FORGERY AND COUNTERFEITING	0		2
MINOR CONSUMPTION	13		4
MINOR POSSESSION	8		7
OMVUAC	1		0
RSP	4		2
SALE MARIJUANA	1		1
SOLICITOR W/O PERMIT	0		1
THEFT-LARCENY/NON MOTOR VEHICLE	1		4
TOBACCO LAW	1		2
WEAPONS:CCW, POSSESSING, ETC.	2		1
TOTAL	54		38

AUTO ACCIDENTS
JANUARY 1 - MARCH 31, 2004

TYPE OF ACCIDENT	JAN - MAR 2004	vs.	JAN - MAR 2003
FATAL	0		0
FATAL PRIVATE PROPERTY	0		0
PROPERTY DAMAGE	135		139
HIT SKIP	1		2
PRIVATE PROPERTY	27		30
PRIVATE PROPERTY HIT SKIP	1		1
INJURY ACCIDENT	39		47
INJURY HIT SKIP	0		1
PRIVATE PROPERTY INJURY	0		2
PRIVATE PROPERTY INJURY HIT SKIP	0		0
TOTALS	203		222

ACCIDENT ANALYSIS

January – March 2004

January 1, 2004 through March 31, 2004 there were 203 reported traffic accidents, resulting in an average 2.23 accidents/day. Compared to 2003, accidents decreased 9% (2004 = 203; 2003 = 222).

Personal injury accidents accounted for 39 (19%) of the total. Property damage accidents accounted for the majority of our activity with 136 reports (67%) being filed. Private property collisions accounted for 28 (14%) reports being filed.

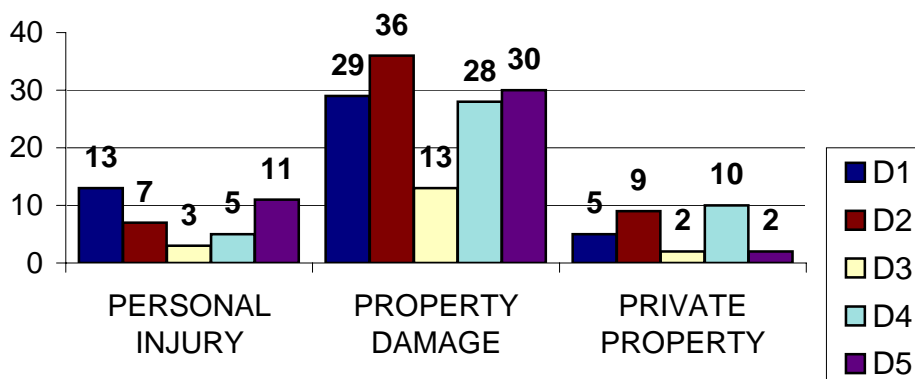
District 2 experienced the majority of accidents (52 or 26%). The second district with the most activity was District 1 (47 accidents or 23%). There were 18 collisions in District 3 (9%), 43 collisions in District 4 (21%) and in District 5, 43 accidents (21%). The busiest day of the week for accident activity for the reporting period was Friday with 44 accidents (22%) reported. The second busiest day was Wednesday with 35 accidents (17%) reported. Accident activity for the remaining days of the week are as follows: Sunday = 17 (8%), Monday = 32 (16%); Tuesday = 33 (16%); Thursday = 25 (12%); and Saturday = 17 (8%).

The most frequent contributing factor was Following Too Closely, which accounted for 55 or 27% of the accidents. The next most recurrent contributing factor was Failure to Control accounting for 34 or 17% of the accidents for the reporting period.

One (1) crash was identified as having been alcohol related (.49%). The driver in this accident was arrested and charged with OMVI. One hundred forty-six (146) citations were issued to at fault drivers as a result of their accidents (72%).

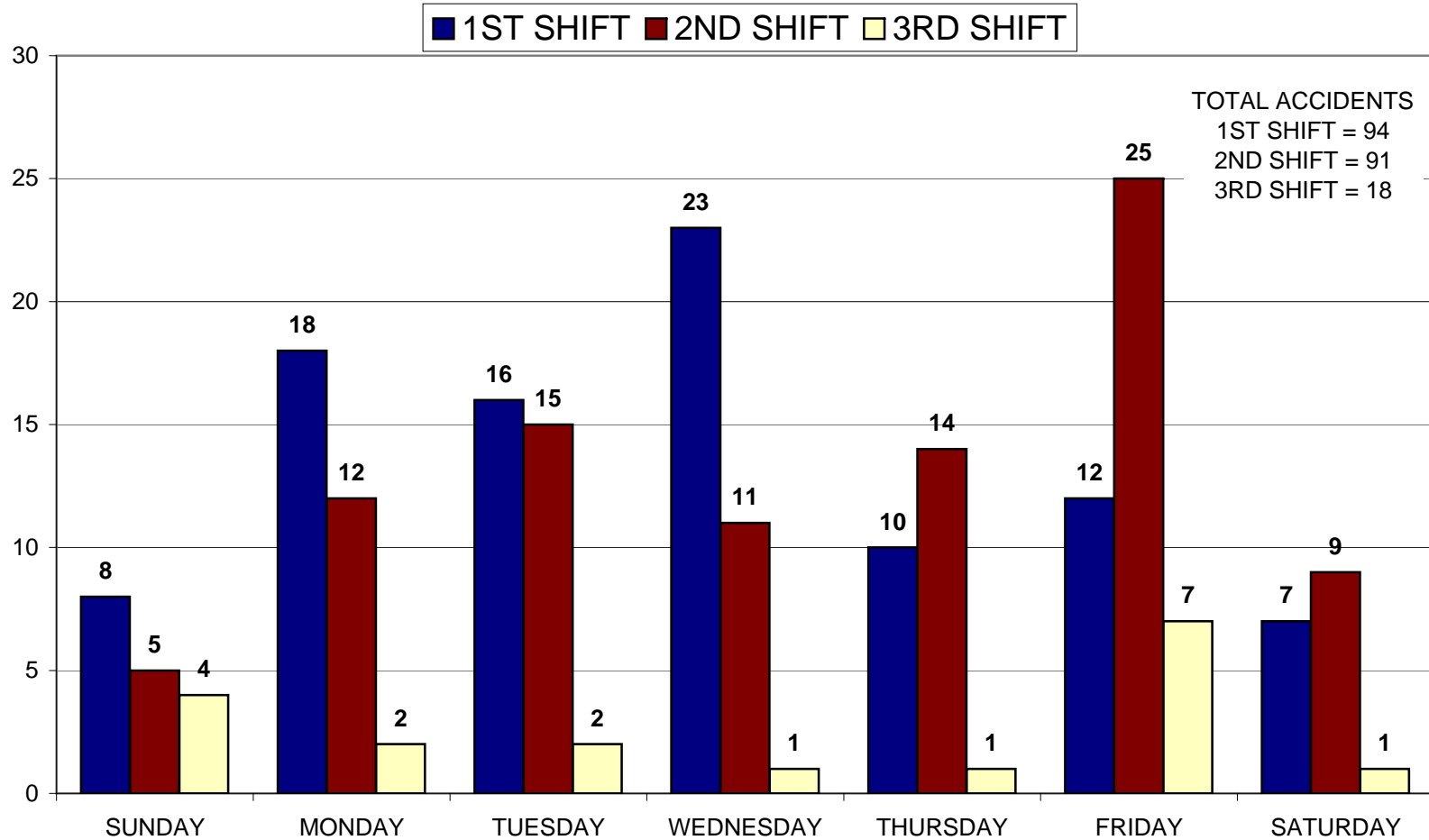
ACCIDENTS BY DISTRICT & CLASSIFICATION

DISTRICT	PERSONAL INJURY	PROPERTY DAMAGE	PRIVATE PROPERTY	TOTAL
D1	13	29	5	47
D2	7	36	9	52
D3	3	13	2	18
D4	5	28	10	43
D5	11	30	2	43
TOTAL	39	136	28	203



ACCIDENTS BY DAY OF WEEK & SHIFT

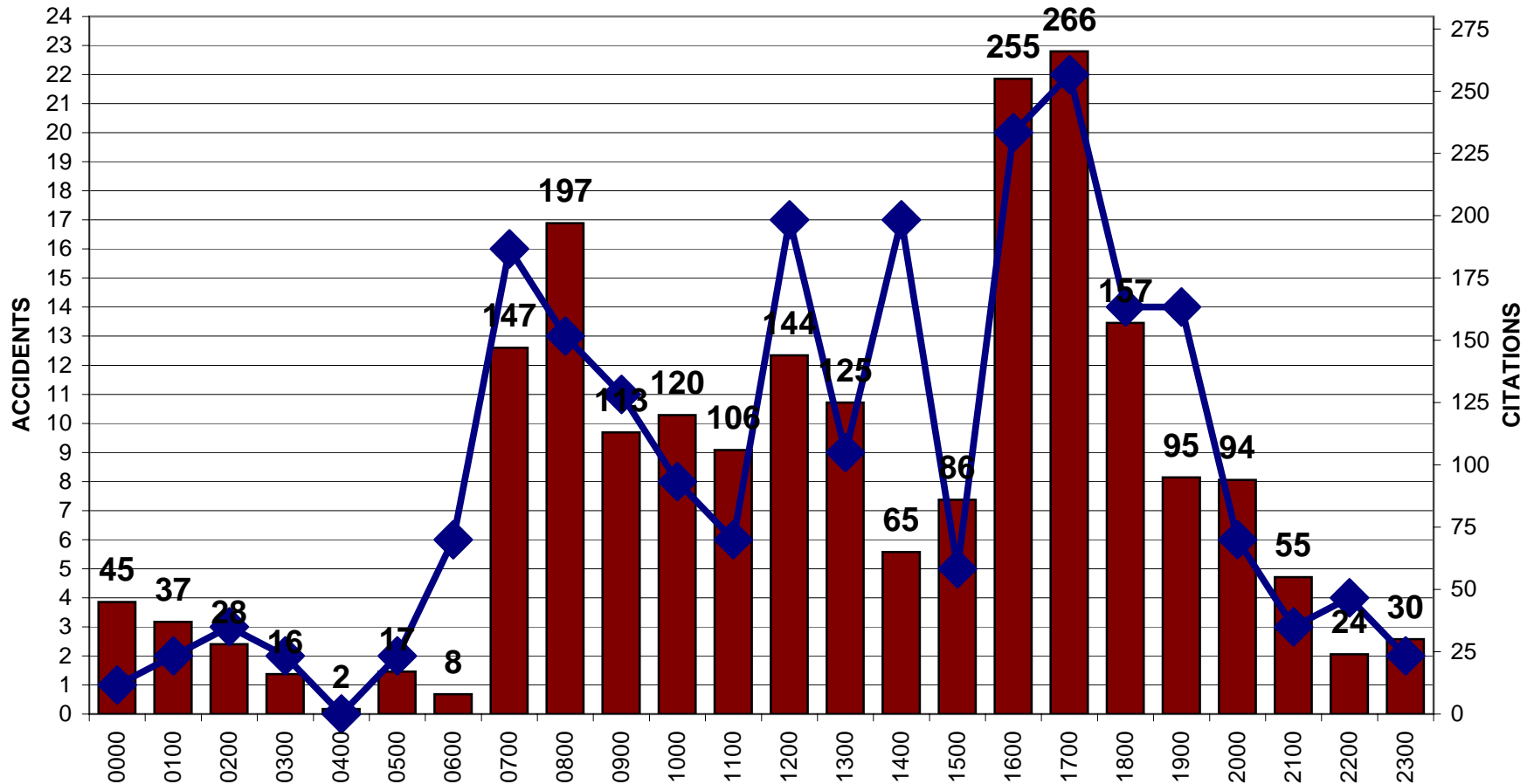
JANUARY 1 - MARCH 31, 2004



ACCIDENTS & CITATIONS BY HOUR

JANUARY 1 THRU MARCH 31, 2004

CITATIONS ACCIDENTS



DETECTIVE SECTION

January – March 2004

CASE MANAGEMENT SUMMARY

Category	Year to Date 2004
A. Cases for the Reporting Period:	318
B. New Cases Assigned for the Reporting Period:	36
C. Cases Assigned/Investigated by Patrol for the Reporting Period:	23
D. Cases Initially Inactivated for the Reporting Period:	127
E. Cases Active at the Start of the Reporting Period (Old Cases):	--
F. Cases Cleared for the Reporting Period:	26
1. Unfounded:	1
2. Inactive:	8
3. Cleared by Arrest/Charges Filed (Adult):	6
4. Cleared by Arrest/Charges Filed (Juvenile):	1
5. Exceptionally Cleared (Adult):	3
6. Exceptionally Cleared (Juvenile):	1
7. Administratively Closed:	6
G. Active Cases at the End of the Reporting Period:	--

ORGANIZED CRIME AND VICE

Organized Crime and Vice	Year To Date 2004
Prostitution Cases for the Reporting Period:	0
Illegal Gambling Cases for the Reporting Period:	0
Illegal Use/Sale of Alcohol Cases/Charges for the Reporting Period:	28
Drug Related Cases/Charges for the Reporting Period:	18

JUVENILE CASE REFERRAL FUNCTION

Category	Year to Date 2004
A. Juvenile Case Referrals forwarded to the Juvenile Function for the Reporting Period:	38
B. Juvenile Case Referrals Active at the Start of the Reporting Period (Old):	--
C. Juvenile Case Referrals Active at the End of the Reporting Period:	--
D. Juvenile Case Referral Dispositions:	37
1. Diversion/Office Level:	21
2. Juvenile Charges Filed:	7
3. No Further Action:	8
4. Referral to Other Agency:	1
5. Missing Persons/Runaways:	0

COMMUNITY EDUCATION UNIT

January – March 2004

Current concerns voiced by the community through civic association meetings, e-mail, phone calls, etc:

In the first quarter of 2004 we received inquiries via e-mail regarding the following:

- 3 employment inquiries
- 17 general inquiries
- 2 training solicitation
- 4 requesting information on internships
- 1 requesting information on neighborhood watch
- 2 requests to “shadow”

Potential problems identified that have a bearing on law enforcement activities:

None

Recommended actions that address previously identified concerns and problems:

None

Progress made towards addressing previously identified concerns and problems:

(Also see progress on goals and objectives)

N/A

Community Relations and Crime Prevention:

1 speaker request handled by Officer McKenna; 1 speaker request handled by Sergeant Scharf

Neighborhood Watch Program:

One meeting with Bristol Commons neighborhood watch association

Operation KidPrint and Block Parent Programs:

None

Speaker’s Bureau Commitments

14 speaker requests handled by Sgt. Scharf

Personal Defense Program:

7 Dublin Scioto High School Classes – 9th through 12th grades, conducted by Officer Liedtke

Police Interns:

Miranda Conley (Tiffin University); Nick Kivior (Young Professionals Academy)

Operation Gunlock:

20 locks distributed by Sgt. Scharf

School Resource Officer Program:

See next page

DARE Program:

See next page

Miscellaneous Activity:

None

C.E.U. Annual Activity Report--All Schools

School: All Schools
Year: 2003-2004

Arrests Totals:	Sept	Oct	Nov	Dec	Jan	Feb	March	April	May	June	
Felony:	1	3	0	0	0	1	0	0	0	0	5 Total Felonies
Misdemeanor:	10	9	2	7	5	34	3	0	0	0	70 Total Misdemeanors
Total Arrests:	11	12	2	7	5	35	3	0	0	0	75 Total Arrests for Year
Arrest Types:											
Theft:	5	3	2	3	0	9	0	0	0	0	22 Total Thefts
Burglary:	0	0	0	0	0	0	0	0	0	0	0 Total Burglaries
Assault:	0	0	0	0	0	0	0	0	0	0	0 Total Assaults
Drug Offense:	1	4	0	2	0	3	2	0	0	0	12 Total Drug Offenses
Alcohol Offense:	0	0	0	2	0	16	0	0	0	0	18 Total Alcohol Offenses
Disorderly Conduct:	0	0	0	0	1	2	1	0	0	0	4 Total D.O.C's
Sexual Assault:	0	0	0	0	0	0	0	0	0	0	0 Total Sexual Assaults
Other (Describe below):	5	5	0	0	4	3	4	0	0	0	21 Total Other
Incident/Offense Reports:											
Theft:	8	9	6	3	1	6	1	0	0	0	34 Total Thefts
Burglary:	0	0	0	0	0	0	0	0	0	0	0 Total Burglaries
Assault:	0	0	1	0	1	0	1	0	0	0	3 Total Assaults
Drug Offense:	0	0	0	0	0	0	2	0	0	0	2 Total Drug Offenses
Alcohol Offense:	0	0	0	1	0	1	0	0	0	0	2 Total Alcohol Offenses
Disorderly Conduct:	0	0	0	0	1	3	1	0	0	0	5 Total D.O.C's
Sexual Assault:	0	0	0	0	0	0	0	0	0	0	0 Total Sexual Assaults
Other (Describe below):	1	0	1	2	3	0	2	0	0	0	9 Total Other
Total Incident/Offense Reports:	9	9	8	6	6	10	7	0	0	0	55 Total Incident Reports
Accident Reports:	1	0	0	0	2	0	0	0	0	0	3 Total Accident Reports
Traffic Citations:	7	5	4	8	11	25	12	0	0	0	72 Total Traffic Citations
Parking Citations:	0	4	3	0	0	1	0	0	0	0	8 Total Parking Citations
Classes Taught:											
4th Grade DARE:	31	34	10	26	8	15	15	0	0	0	
5th Grade DARE:	33	82	48	57	64	41	42	0	0	0	
7th Grade DARE:	42	155	84	44	60	94	111	0	0	0	
10th Grade DARE:	46	33	28	0	0	68	52	0	0	0	
Civic Related Education:	147	35	78	82	77	91	93	0	0	0	
Other:											
Total Classes Taught/Month:	299	339	248	209	209	309	313	0	0	0	1926 Total Classes Taught

	Sept	Oct	Nov	Dec	Jan	Feb	March	April	May	June	
School Activities/Extracurricular Events Attended:	39	20	18	26	19	16	26	0	0	0	164 Total Activities
Training Attended:	11	2	6	7	1	3	2	0	0	0	32 Total Training Attended
Meetings/Interventions:											
Meetings with Parents:	17	12	13	11	14	9	6	0	0	0	
Meetings with Students:	34	13	48	54	7	14	14	0	0	0	
Meetings with Staff:	39	35	34	20	23	22	15	0	0	0	
Code of Conduct/Rules Counseling:	10	18	23	15	2	0	1	0	0	0	
Total Meetings/Interventionsn (Month):	100	78	118	100	56	52	49	0	0	0	553 Total Meetings
Administrative Duties:											
General Comments:											

QUALITY OF SERVICE SURVEY

January – March 2004

CALLS FOR SERVICE SURVEY							
Question	Strongly Agree	Somewhat Agree	Agree	Somewhat Disagree	Strongly Disagree	Don't Know	N/A
1. Any on-going investigation of your situation has been thoroughly and professionally handled.	10	1	3	2	1	2	7
2. Your situation was handled within a reasonable amount of time.	20	2	2	1	0	2	x
3. The level of service received met your expectations.	19	1	2	3	2	0	x
4. The services provided were responsive to your situation and helpful.	17	4	3	0	3	0	x
5. Your overall perception of the Dublin Division of Police is positive.	17	3	4	0	2	1	x
6. The efforts of the Dublin Police have made the city a safer place to live and work.	13	3	5	0	0	6	x
7. Neighborhood Watch and other crime prevention activities are important.	20	2	2	0	0	3	x
8. The Dublin Division of Police adequately publicizes the safety and crime prevention programs offered to the community.	6	6	2	1	0	12	x
Total Sent	100						
Total Received	27						
<p>Comments: "Officer Todd Evans handled complaint effectively and professionally." "I was involved in an auto accident...the police were so helpful..." "Officer was rude and unprofessional. He seemed not to like minorities."</p>							

TRAFFIC STOP SURVEY

Question	Strongly Agree	Somewhat Agree	Agree	Somewhat Disagree	Strongly Disagree	Don't Know	N/A
1. The officer(s) were professional and courteous during the traffic stop.	11	2	2	2	1	0	x
2. The traffic stop was reasonable and it was clear why you were stopped.	10	1	0	2	3	1	x
3. The officer(s) explained the reason for the stop and answered questions.	10	1	2	2	1	2	x
4. The officer(s) explained the citation and court/payment procedures.	9	3	3	1	0	2	x
5. The amount of time the traffic stop lasted was reasonable.	8	1	3	4	1	1	x
Total Sent	100						
Total Received	19						

Comments:

"The officer insisted on stopping in the middle of the road...this was a danger to the officer."

"The ticket was not reasonable, should have been warned..."

"(My husband) has a perfect driving record. (The expired tags) was an oversight...whatever happened to a warning?"

"I still don't know where the boundary lines are."

"Speed trap."