

**City of Dublin
Division of Police**

**Quarterly
Activity
Report**

**January –
March 2005**

DUBLIN DIVISION OF POLICE

ACTIVITY SUMMARY January – March 2005

Calls for Service:

Total Calls for Service: 14,606	Total Calls w/o Foot Patrol, Traffic Stops & Courtesy Calls*: 6,198				
Calls by District					
District 1	District 2	District 3	District 4	District 5	District 0 •
3,861	2,755	1,497	3,830	2,235	428
1,275*	1,140*	1,030*	1,488*	992*	273*
<i>911 Calls: 1,533</i>					
Workload Analysis Information for Districts 1 through 5*					
<i>Total Calls for Service: 5,925 Average Response Time: 5 minutes</i>					
<i>Average Total Time to Handle Calls: 20 minutes</i>					
*does not include traffic stops, foot patrols & courtesy calls					
• this district tracks all mutual aid calls to other jurisdictions or activity that occurs outside the city					

Traffic & Criminal Citations

Traffic Total: 2,020	Criminal Total: 8
Municipal Code: 1,918	
Ohio Revised Code: 74	
Parking Citations: 28	

Offense Reports:

Part I Crimes: 127	Part II Crimes: 126	Other: 63
Total Offense Reports for January – March 2005: 316		

Arrests:

Adult: 185	Juvenile: 60
Total Arrests January – March 2005: 245	

Accidents Reports:

Property Damage: 131	Injury: 27	Private Property: 16
Total Accident Reports January – March 2005: 174		

Please see remainder of report for more detailed information.

Authorized Strength – 2005

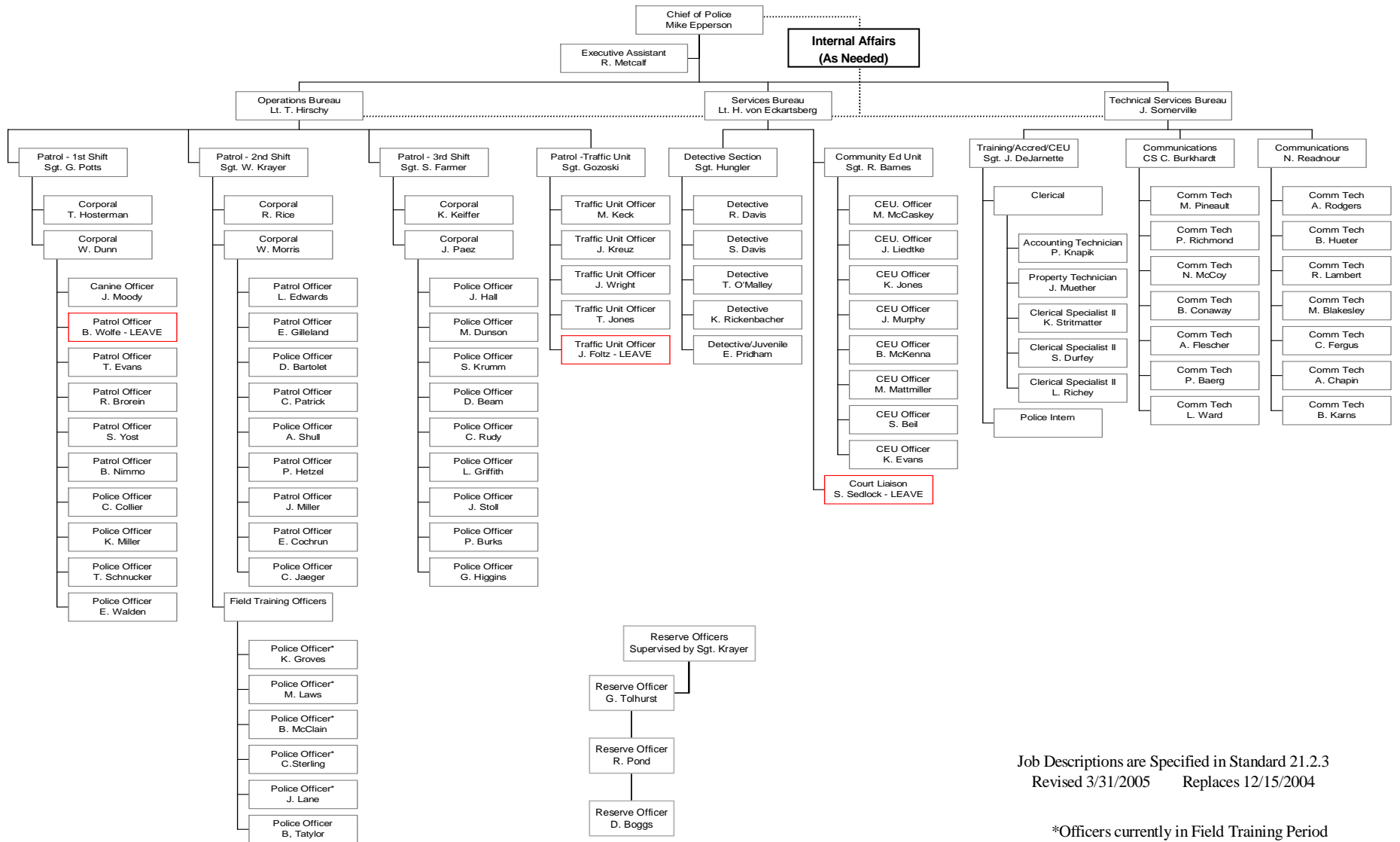
Full-Time Personnel

STAFFING TABLE	SWORN Authorized 69					CIVILIAN Authorized 24				
	Chief	Lt	Sgt	Cpl	Police Officer	Tech Svcs Commander	Comm Supvsr	Comm Tech	Exec Asst	Clerical & Intern
Number Authorized	1	2	7	6	53	1	2	14	1	6
Number Actual	1	2	7	6	53	1	2	14	1	6
Office of the Chief	1								1	
Operations Bureau										
Commander		1								
Patrol Sergeant			3							
Traffic Unit Sgt			1							
Corporal				6						
Patrol Officer					26					
Canine Officer					1					
Traffic Unit Officer					4					
Officer(s) in Training					6					
Officer(s) on LEAVE					2					
Services Bureau										
Commander		1								
Detective Sergeant			1							
Detective					4					
Juvenile Officer					1					
Community Ed Unit Sgt			1							
Community Ed Unit Officer					8					
Officer(s) on LEAVE					1					
Technical Services Bureau										
Commander						1				
Training/Accreditation Sgt			1							
Comm Supervisor							2			
Comm Technician								14		
Accounting Technician										1
Property Technician										1
Clerical Specialist II										3
Intern										1

Reserves

Number Authorized	10
Number Actual	3
Reserve Officer	3

City of Dublin - Division of Police Organizational Chart - Standard 11.1.2



Job Descriptions are Specified in Standard 21.2.3
Revised 3/31/2005 Replaces 12/15/2004

*Officers currently in Field Training Period
not yet assigned to specific shift.

DIVISION ACTIVITY

CALLS FOR SERVICE

District 1

Includes all areas within the city limits that are south and east of Interstate 270 and west of the Scioto River. Also includes I270 northbound from US 33 westbound ramp up to Sawmill Road.

District 2

Includes all areas within the city limits that are east of the Scioto River, west of Sawmill Road, south of the Delaware County Line and north of Martin Road. Also includes I270 westbound from Sawmill Road to US 33 and the ramp from I270 southbound to US 33 westbound.

District 3

Includes all areas within the city limits that are north of Brand Road and west of the Scioto River. All addresses that are within the city limits on Brand Road including the intersections of Brand Road/Muirfield Drive and Brand Road/Dublin Road are covered by this district.

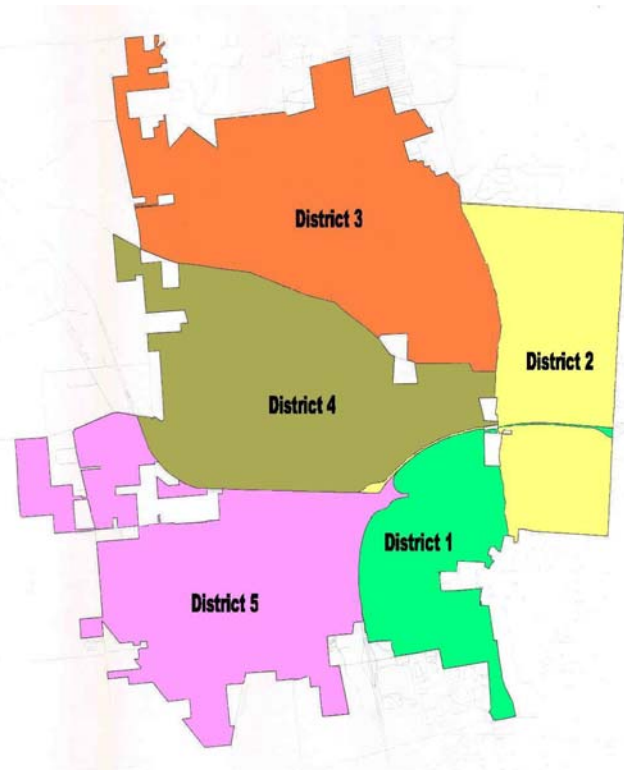
District 4

This district includes all areas within the city limits that are south of Brand Road, north of US 33 and west of Interstate I270, Browning Court and Dublin Road. Addresses that are south of Brand Road to the I270 overpass that are within the city limits are part of District 4.

District 5

This area includes all areas within the city limits that are south of the north edge of US 33 and west of I270. This area also covers both northbound and southbound lanes of I270 between Tuttle Crossing and US 33 and all ramps to and from I270 south of US 33.

NOTE: The following is a breakdown of calls for service. They represent initial reports. The number of actual offenses may be different after officer's investigation.



WORKLOAD ANALYSIS REPORT

January – March 2005

The January through March 2005 Workload Analysis Report reflects a total of 5,925 calls for service. This figure does not include traffic stops, foot patrols or courtesy cards initiated by officers or activity occurring in District 0 (calls outside city limits/mutual aid). The average response time for calls was five (5) minutes from the time the call was received by our communications technician until the first responding officer arrived on the scene. The average time to reach a disposition and clear the call was twenty (20) minutes.

The Workload Analysis Report also allows us to track activity levels by hour by day. We analyze this data to determine our staffing levels for patrol shifts. By reviewing our Workload Analysis Report, you can see that our busiest hour of activity was between 3:00 PM and 4:00 PM. Six hundred seventy-eight (678) calls for service were received during this time frame. The next busiest hour was between 4:00 PM and 5:00 PM when five hundred eighty-nine (589) calls for service were received. The ability to obtain this type of data is critical to effectively staff our patrol shifts.

While reviewing this report it is important to note that various factors can influence average response times. "Stacking" of calls where lower priority calls are held so that calls of a more urgent nature can be dispatched and responded to commonly occurs. "Cross dispatching" where an officer is dispatched out of district to a call will also increase response time. Low priority calls that are received during roll call/shift change negate an immediate response from patrol officers thus increasing response times.

As a matter of practice, we like to keep our average response time for all calls occurring inside the City under ten (10) minutes. As previously stated, there are certain incidents where that becomes impossible. However, our goal is realistic and as demonstrated by the January through March 2005 report was met. In an effort to assist the reader in reviewing the Workload Analysis Report the following is a list of some relevant interpretations for review.

District 1 Totals

1,275	Calls for Service
4	minute average response time
21	minute average time to resolve call

District 4 Totals

1,488	Calls for Service
5	minute average response time
22	minute average time to resolve call

District 2 Totals

1,140	Calls for Service
4	minute average response time
19	minute average time to resolve call

District 5 Totals

992	Calls for Service
5	minute average response time
18	minute average time to resolve call

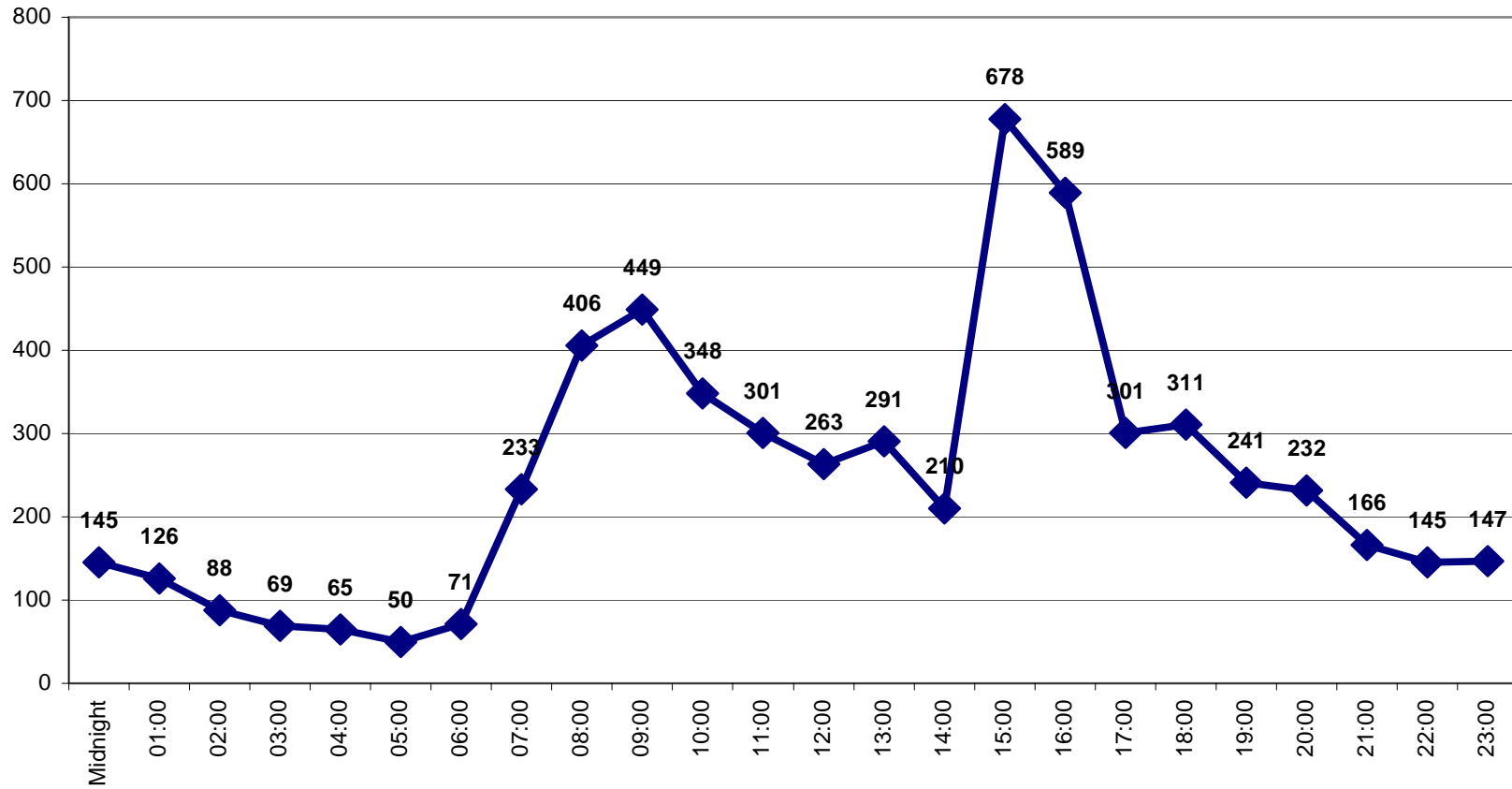
District 3 Totals

1,030	Calls for Service
6	minute average response time
17	minute average time to resolve call

Total Calls for Service

5,925	Calls for Service
5	minute average response time
20	minute average time to resolve call

Calls for Service by Time of Day January - March 2005



CALLS FOR SERVICE SUMMARY
JANUARY 1 - MARCH 31, 2005

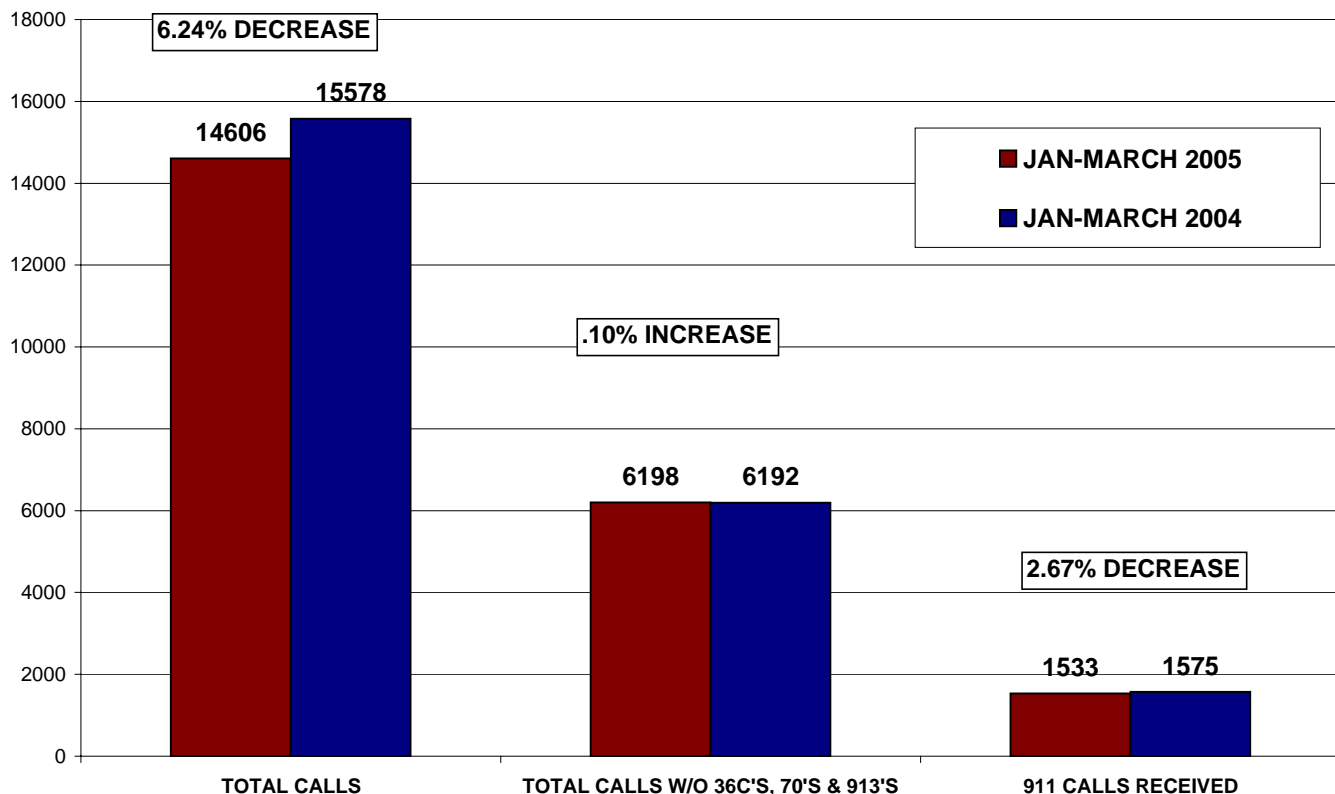
CODE# & DESCRIPTION	DISTRICTS					District 0	JAN-MAR	VS.	JAN-MAR
	001	002	003	004	005	Mutual Aid Outside City	2005 Total		2004 Total
2-ACCIDENT	34	69	26	47	60	3	239		229
2A-HIT SKIP	10	10	5	9	11	0	45		40
2P-ACCIDENT PRIV PROP	7	9	2	13	3	0	34		49
4-ACCIDENT INJURY	6	10	3	7	6	1	33		66
8-ASSAULT	2	1	0	1	7	0	11		8
8A-MENACING THREATS	5	0	6	8	4	0	23		21
8B-TELEPHONE HARASSMENT	7	1	6	11	1	0	26		34
10-ASSIST OTHER UNIT	9	17	6	3	19	60	114		93
12-BURGLARY	3	5	7	5	5	0	25		30
12AL-BURGLAR ALARM	119	126	113	141	94	1	594		626
12B-OPEN DOOR	8	9	6	6	5	1	35		25
13-MISC CALL	27	16	14	98	19	37	211		203
13T-PRISONER TRANSPORT	0	0	0	2	0	7	9		18
14-FORGERY/BAD CHECK	5	10	16	8	6	0	45		31
15-WARRANT SERVICE	3	1	3	21	5	25	58		82
16-DOA	0	0	2	1	2	1	6		9
16A-DEAD ANIMAL	2	3	1	1	1	0	8		8
18-DOG BITE	0	1	0	0	0	0	1		1
18A-ANIMAL COMPLAINT	8	10	20	5	10	0	53		75
18B-BARKING DOG	2	0	3	2	5	0	12		13
20-DOMESTIC	5	3	13	11	3	1	36		34
24-INTOXICATED PERSON	0	3	0	1	0	0	4		7
24A-OMVI	18	32	11	16	31	32	140		65
26-FIGHT	2	0	0	3	1	0	6		5
28-FIRE RUN	4	1	4	2	3	0	14		5
29-EMS RUN	2	3	1	2	1	0	9		8
30-VICE COMPLAINT	6	0	0	0	0	0	6		2
34-JUVENILE COMPLAINT	7	3	8	8	2	1	29		52
36-THEFT	49	34	18	76	12	1	190		192
36B-FOUND PROPERTY	9	11	5	26	6	2	59		32
36C-COURTESY CARD	716	184	139	239	187	2	1,467		1,569
38-MISSING PERSON	1	2	3	2	3	0	11		11
38A-MISSING PERSON RETURNED	0	0	0	1	0	0	1		5
40-PERSON WITH GUN	1	1	1	0	1	0	4		3
40A-PERSON WITH KNIFE	1	0	0	0	0	0	1		0
42-UNKNOWN CIRCUMSTANCES	0	2	1	0	2	0	5		10
42A-911 HANG UP	70	42	49	65	38	0	264		274
44-OFFICER IN TROUBLE	0	0	0	0	0	0	0		2
46-PROWLER	0	0	2	3	0	0	5		4
48-RAPE	1	0	0	1	1	0	3		3
48B-SEX OFFENSE	3	1	2	3	0	0	9		5
50-ROBBERY	2	1	0	1	0	0	4		2
50AL-ROBBERY ALARM	9	14	19	22	8	0	72		82
52A-SHOTS FIRED	0	4	0	1	1	0	6		3
54-STABBING	0	0	0	0	0	0	0		1
56-STOLEN VEHICLE	3	3	3	4	0	0	13		16
56B-RECOVERED STOLEN VEHICLE	1	1	0	0	0	4	6		9
58-SUICIDE	0	0	0	0	0	0	0		1
58A-SUICIDE ATTEMPT	2	2	1	6	1	0	12		8
60A-SUSP VEHICLE	42	51	5	30	3	2	133		241
60-SUSPICIOUS PERSON	82	60	30	93	28	6	299		293

CALLS FOR SERVICE SUMMARY

JANUARY 1 - MARCH 31, 2005

CODE# & DESCRIPTION	DISTRICTS					District 0	JAN-MAR	VS.	JAN-MAR
	001	002	003	004	005	Mutual Aid Outside City	2005 Total		2004 Total
61-HOUSE CHECK	312	283	447	280	186	0	1,508		1,453
61A-EXTRA PATROL	27	13	32	32	22	2	128		103
62-TRAFFIC DETAIL	20	8	1	15	7	3	54		28
64-VANDALISM	11	24	26	25	19	0	105		81
70-TRAFFIC VIOLATOR	773	662	169	659	692	104	3,059		4,435
72-SPEEDER/RECKLESS DRIVER	16	38	13	9	42	57	175		150
74-DISABLED VEHICLE	83	65	16	41	170	16	391		396
76-VEH BLOCKING	26	20	5	31	12	2	96		70
76A-PARKING COMPLAINT	34	18	8	50	17	0	127		173
78-LOCKOUT	62	31	19	84	28	1	225		234
80-ROADWAY OBSTRUCTION	10	15	3	9	19	0	56		53
90-DISTURBANCE 2 UNITS	39	11	25	50	24	2	151		179
90A-DISTURBANCE 1 UNIT	54	34	17	90	31	1	227		213
913-FOOT PATROL	1,097	769	159	1,444	364	49	3,882		3,382
96-MENTAL	0	2	0	1	2	1	6		4
100-BOMB THREAT	2	0	0	0	0	0	2		0
102-NARCOTICS	2	6	3	5	5	3	24		19
TOTAL CALLS	3,861	2,755	1,497	3,830	2,235	428	14,606		15,578
TOTAL CALLS W/O 36C'S, 70'S & 913'S	1,275	1,140	1,030	1,488	992	273	6,198		6,192
911 CALLS RECEIVED							1,533		1,575

CALLS FOR SERVICE JANUARY - MARCH 2005 VS. 2004



CALLS FOR SERVICE BY SHIFT BY DAY OF WEEK

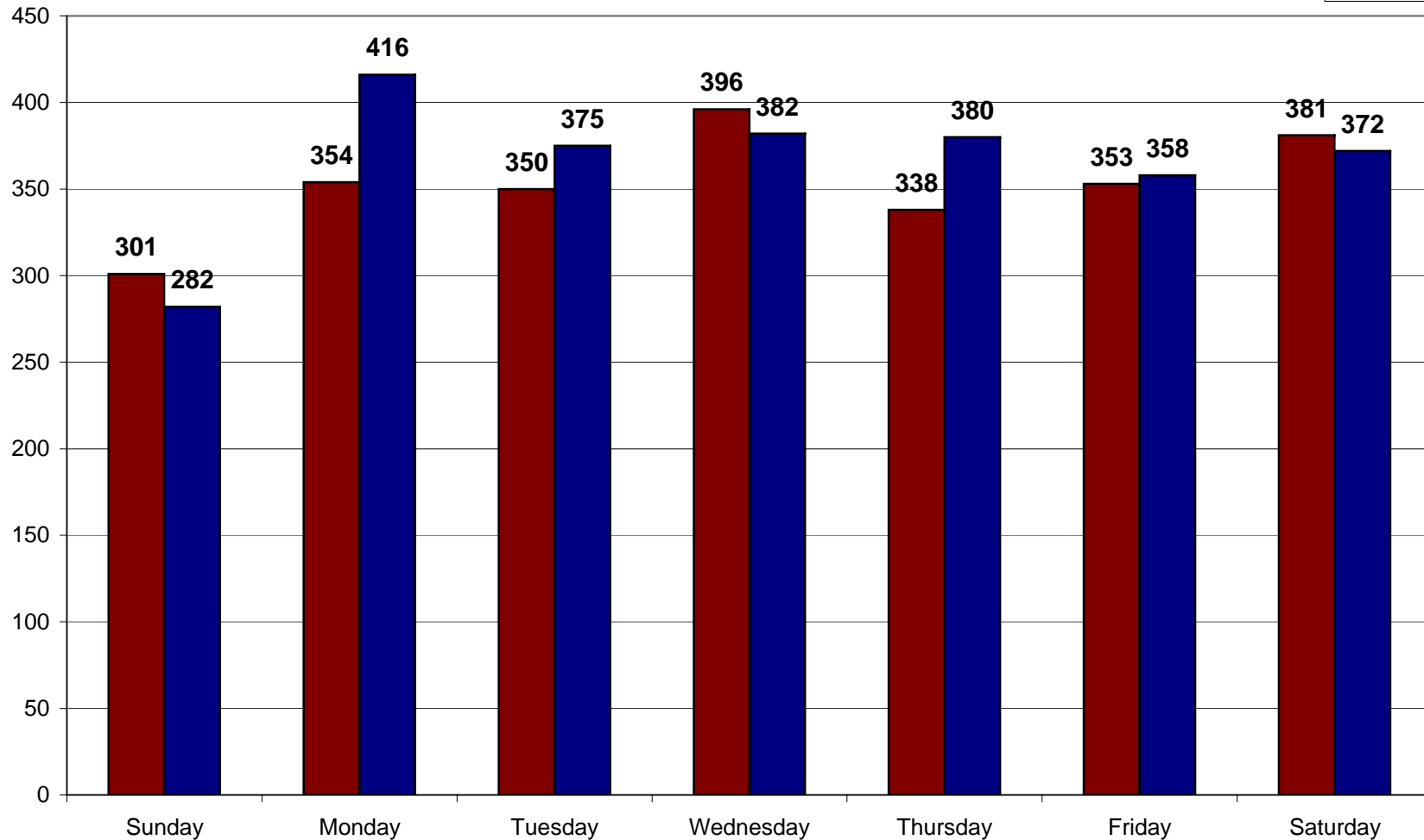
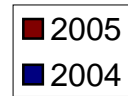
JANUARY - MARCH 2005 TOTALS							
SHIFTS	SUN	MON	TUES	WED	THURS	FRI	SAT
1ST	301	354	350	396	338	353	381
2ND	368	345	384	340	409	413	429
3RD	110	73	108	98	121	107	147

JANUARY - MARCH 2004 TOTALS							
SHIFTS	SUN	MON	TUES	WED	THURS	FRI	SAT
1ST	282	416	375	382	380	358	372
2ND	358	341	323	301	362	431	409
3RD	163	99	92	131	116	133	146

In analyzing our calls for service activity levels for the months of January - March 2005 you will note increases/decreases in some cases. The chart below indicates the percentage of increase or decrease (-) experienced by shift by day of the week.

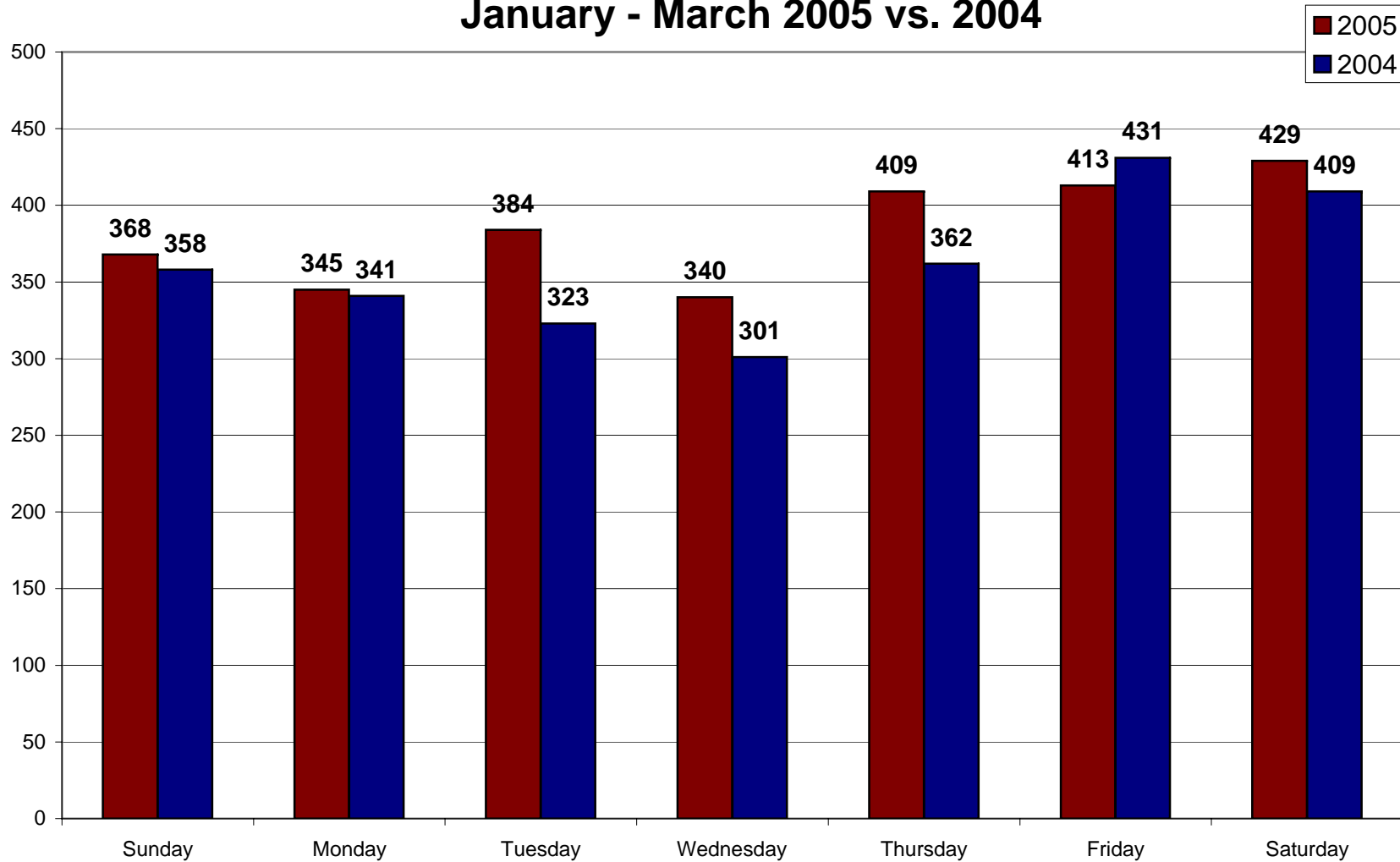
PERCENTAGE INCREASES AND DECREASES FOR JANUARY - MARCH 2005 VS. 2004 TOTALS							
SHIFTS	SUN	MON	TUES	WED	THURS	FRI	SAT
1ST	7%	-15%	-7%	4%	-11%	-1%	2%
2ND	3%	1%	19%	13%	13%	-4%	5%
3RD	-33%	-26%	17%	-25%	4%	-20%	1%

Calls for Service - First Shift January - March 2005 vs. 2004



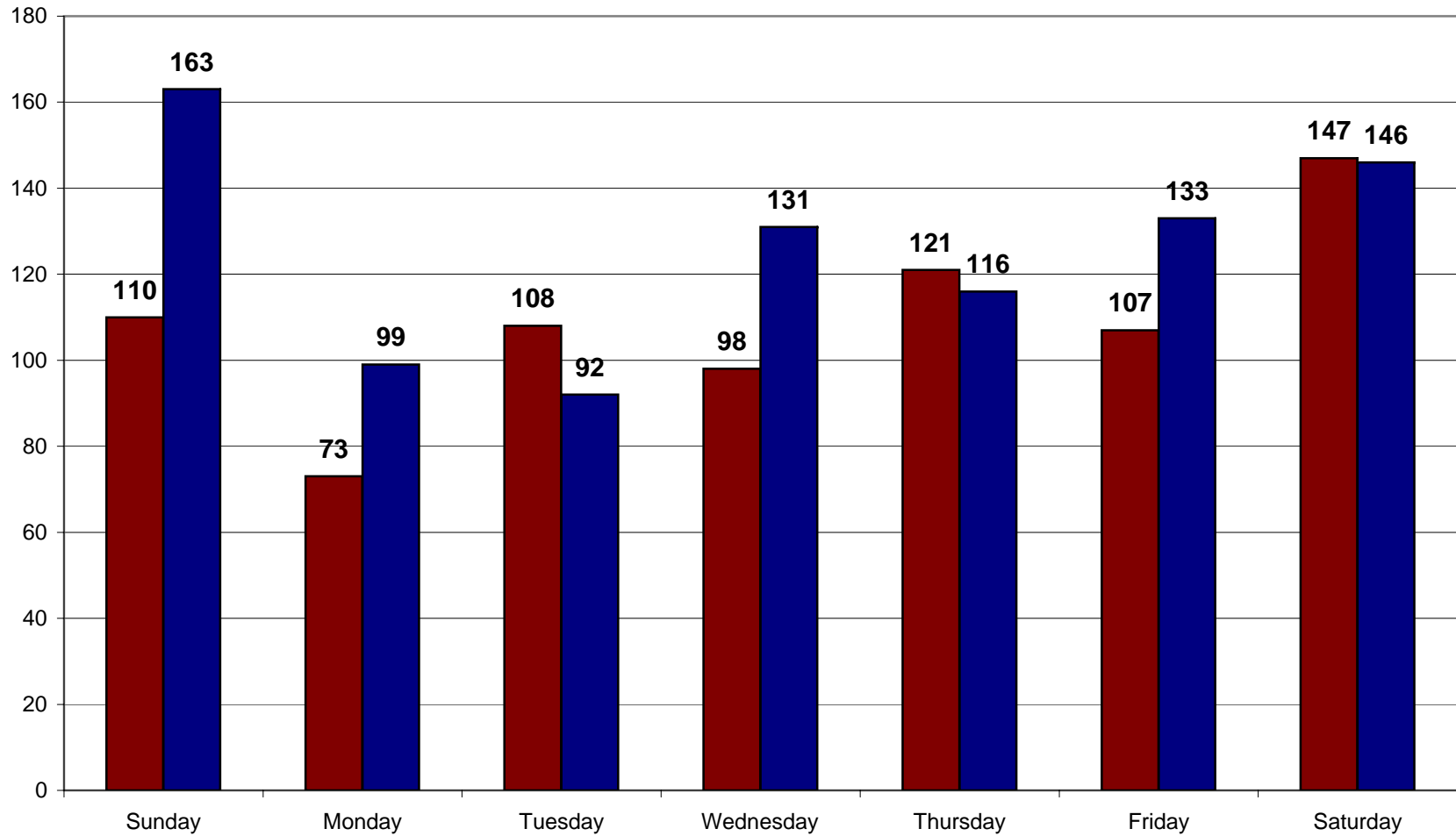
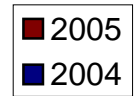
Experienced an overall decrease of 3.59% in calls for service on 1st shift.

Calls for Service - Second Shift January - March 2005 vs. 2004



Experienced an overall increase of 6.46% in calls for service on 2nd shift.

Calls for Service - Third Shift January - March 2005 vs. 2004



Experienced an overall decrease of 13.18% in calls for service on 3rd shift.

TRAFFIC ENFORCEMENT SUMMARY
JANUARY 1 - MARCH 31, 2005

TRAFFIC CITATIONS - MUNICIPAL CODE

TYPE OF CITATION & SECTION#	JAN - MAR 2005	VS.	JAN - MAR 2004
70.02A COMPLIANCE/LAWFUL ORDER	1		0
70.02B FLEEING & ELUDING	1		0
70.09 FALSE INFO TO POLICE	0		1
70.23 TRAFFIC CONTROL DEVICE	77		113
70.24 STOP AND YIELD SIGNS	0		1
70.25C1 TRAFFIC CONTROL LIGHT	1		0
70.28 FLASHING TRAFFIC SIGNAL	2		0
71.01 NO OL-RESTRICT VIOL.	3		14
71.01A2 ALLOW UNLIC. OPERATOR	0		1
71.01C1 NO OPS - 12 PT SUSPENSION	1		0
71.03 TEMPORARY LICENSE	1		3
71.06 DISPLAY OF LICENSE	1		0
71.07 DUS (A1)	3		4
71.09 DISPLAY OF PLATES	21		66
71.09B DISPLAY OF TEMP PLATES	0		1
71.09C FAIL TO REG. VEH.	1		1
71.09E OUT OF STATE TAGS NOT TRANSF	1		11
71.09F EXP VALIDATION	154		155
71.09G DISPLAY PLATES OF ANOTHER VH	2		0
71.10 OBSTRUCTED PLATES	1		3
71.11 ILLEGAL PLATES	21		14
71.18 DUS: NON-COMPLIANCE	28		24
71.19 NO OPS	76		51
71.20A DUS (DUI)	3		0
71.21A FRA M1	23		9
71.22 FAILURE TO REINSTATE OL	5		0
72.001A DRIVE ON RIGHT HALF ROADWAY	0		1
72.005 DRIVING/LEFT OF CTR LINE	0		1
72.007 HAZARDOUS/NO PASSING ZONES	1		4
72.009 MARKED LANES	11		15
72.010 FOLLOWING TOO CLOSELY	2		4
72.011 DRIVING ON DIVIDED ROADWAYS	1		1
72.013 ILL TURN (PRIV PROP)	0		2
72.014 PROHIBITED U-TURN	10		6
72.015 STARTING & BACKING VEH	2		7
72.016 TURN & STOP SIGNALS	14		17
72.020 STOPPING FOR SCHOOL BUS	2		0
72.031 RIGHT OF WAY/LEFT	11		13
72.032 STOP SIGNS	5		13
72.034 RIGHT OF WAY/PUBLIC SAFETY	1		2
72.035 FAIL TO YIELD	0		2

**TRAFFIC ENFORCEMENT SUMMARY
JANUARY 1 - MARCH 31, 2005**

TRAFFIC CITATIONS - MUNICIPAL CODE

TYPE OF CITATION & SECTION#	JAN - MAR 2005	VS.	JAN - MAR 2004
72.035 RIGHT OF WAY/ROADWAY	2		7
72.050 OBSTRUCT/INTERFERE DRIVER	0		1
72.052 FOLLWING/APPROACH.PUB.VEH'S	0		2
72.054 INJURIOUS MATERIALS/STREETS	2		0
72.055 DRIVING THRU SAFETY ZONE	1		0
72.058 FAIL TO CONTROL	39		35
72.058 FULL TIME & ATTENTION	7		3
72.058B WEAVING	1		0
72.061 DRIVING SIDEWALK/LAWN	0		2
73.01 PHYSICAL CONTROL	1		0
73.01A1 OVI (FORMERLY OMVI)	18		16
73.01A2 OVI PER SE	2		1
73.01A4 OVI PER SE (OMVI PER SE)	2		2
73.01B2 OMVUAC	1		0
73.02A RECKLESS OPERATION	2		1
73.15 SPEED/ACDA	1221		2133
73.16 SLOW SPEED	1		0
73.30 STOPPING AFTER ACCIDENT	1		0
73.31 STOPPING AFTER INJURY ACCID	1		0
73.32 STOPPING AFTER DAMAGE REALTY	3		1
74.01 UNSAFE VEHICLE	2		1
74.02 HEADLIGHTS AFTER SUN	1		2
74.04 TAILLIGHT(S)OR PLATE LIGHT	2		0
74.13 LIGHTS DISPLAYED	4		6
74.20 MUFFLERS/XCESS SMOKE-GAS	2		1
74.26 CHILD RESTRAINTS	2		2
74.27B1 SEATBELT - DRIVER	82		66
74.27B2 SEATBELT-PASSENGER	2		0
74.28 WINDOW TINT	21		107
74.47 DROPPING/FAKING LOADS/MUD	0		2
75.09 MOTORIZED BICYCLE OPERATION	1		1
MISC MOVING	7		38
TOTALS	1,918		2,990

TRAFFIC CITATIONS - OHIO REVISED CODE

TYPE OF CITATION & SECTION#	JAN - MAR 2005	VS.	JAN - MAR 2004
2921.331 FLEEING/ELUDING POL. OFC.	1		0
4503.11 EXP REGISTRATION	2		1
4503.21 DISPLAY LICENSE/VALIDATION	0		3
4507.02A1 DRIVE W/O VALID OP LIC.	0		1
4507.02B1 DUS/REVOICATION	0		1

**TRAFFIC ENFORCEMENT SUMMARY
JANUARY 1 - MARCH 31, 2005**

4510.11 DUS/REVOCAION	4		0
-----------------------	---	--	---

TRAFFIC CITATIONS - OHIO REVISED CODE

TYPE OF CITATION & SECTION#	JAN - MAR 2005	VS.	JAN - MAR 2004
4510.12 NO OPER LICENSE	8		2
4510.14 DRIVE W/O VALID OP LIC.	1		0
4511.12 TRAFFIC CONTROL DEVICE	3		0
4511.19A1 OMVI IMPAIRED	26		10
4511.19A3 OMVI PER SE-BREATH	6		0
4511.20 RECKLESS OPERATION	0		1
4511.202 FAIL TO CONTROL	1		1
4511.21 SPEED/ACDA	4		6
4511.25 LANES OF TRAVEL	1		0
4511.33 MARKED LANES	8		2

TRAFFIC CITATIONS - OHIO REVISED CODE

TYPE OF CITATION & SECTION#	JAN - MAR 2004	VS.	JAN - MAR 2003
4511.39 FAIL TO SIGNAL	3		0
4511.43 FAIL TO YIELD STOP INTERSEC	0		2
4513.02 UNSAFE VEHICLES	0		1
4513.04 TWO HEADLIGHTS REQ'D	1		0
4513.05 HEADLIGHTS	1		0
4513.15 HEADLIGHTS	1		0
4513.241 TINTED WINDOWS	1		0
4549.08 FICTICIOUS PLATES	1		0
4549.08 UNAUTHD USE OF PLATES/NO'S/	1		1
TOTALS	74		32

PARKING CITATIONS

TYPE OF CITATION & SECTION#	JAN - MAR 2005		JAN - MAR 2004
76.01 CERTAIN AREAS PROHIBITED	9		18
76.02 PARALLEL PARKING	0		1
76.02F HANDICAP PARKING	6		5
76.11 MAX. STREET PARKING	0		1
76.26 VEH. LEFT ON PRIVE PROP	0		2
76.26B PARKING IN FIRELANE	13		8
TOTALS	28		35

TOTAL CITATIONS	2,020	3,057
------------------------	--------------	--------------

CRIMINAL CHARGES SUMMARY
JANUARY 1 - MARCH 31, 2005

CHARGE	JAN - MAR 2005	VS.	JAN - MAR 2004
AGG MENACING	0		1
CRIMINAL DAMAGING	0		1
CRIMINAL TRESPASS	0		1
DOC/INTOX	1		1
DRUG ABUSE - MARIJUANA	2		4
DRUG PARAPHERNALIA	1		1
FORGERY AND COUNTERFEITING	0		1
MINOR CONSUMPTION	0		2
MINOR POSSESSION	1		3
OBSTRUCTING OFFICIAL BUSINESS	2		0
SOLICITOR W/O PERMIT	1		0
TOTALS	8		15

OFFENSE REPORT SUMMARY

JANUARY 1 - MARCH 31, 2005

PART I	DEPARTMENT CLASSIFICATION	JAN - MAR 2005	VS.	JAN - MAR 2004
	AGG ROBBERY	2		0
	ARSON	4		2
	ATT BREAKING & ENTERING	0		1
	ATT BURGLARY/ATT AGG BURGLARY	0		1
	AUTO THEFT	5		7
	B & E	11		20
	BURGLARY	7		6
	DEFRAUDING A LIVERY	0		2
	FELONIOUS ASSAULT	0		1
	GRAND THEFT	0		3
	PETTY THEFT	0		6
	RAPE	1		2
	ROBBERY	2		2
	THEFT/LARCENY	95		111
	TOTALS	127		164

PART II	DEPARTMENT CLASSIFICATION	JAN - MAR 2005	VS.	JAN - MAR 2004
	ABDUCTION	1		0
	AGG MENACING	2		2
	ASSAULT (SIMPLE)	5		7
	COUNTERFEITTING	1		1
	CRIMINAL DAMAGING	18		25
	CRIMINAL MISCHIEF	0		3
	CRIMINAL TRESPASSING	1		2
	DECPT/DANGER. DRUGS	1		0
	DOC	4		2
	DOC/INTOX	2		2
	DOMESTIC VIOLENCE/ASSAULT	15		11
	DOMESTIC VIOLENCE/MENACING	1		0
	DRUG ABUSE (POSS. OF MARIJUANA)	11		14
	DRUG DOCUMENTS (ILLEGAL)	1		0
	DRUG PARAPHERNALIA (GENERAL)	8		1
	FALSIFICATION	2		0
	FORGERY	2		2
	FRAUD	3		1
	IDENTITY THEFT	3		0
	INDUCING PANIC	1		0
	MENACING	3		2
	MINOR CONSUMPTION	2		14
	MINOR POSSESSION	3		10
	MISUSE CREDIT CARD	1		1
	OBSTRUCTING JUSTICE	4		2
	OPEN CONTAINER	1		1
	PASSING BAD CHECKS	1		3

OFFENSE REPORT SUMMARY

JANUARY 1 - MARCH 31, 2005

PART II	DEPARTMENT CLASSIFICATION	JAN - MAR 2005	VS.	JAN - MAR 2004
	POSSESSION OF DRUGS -not marijuana	2		2
	RESISTING ARREST	0		1
	RSP	1		2
	SEX OFFENSES	4		2
	TAMPERING W/COIN MACHINE	1		0
	TELEPHONE HARASSMENT/HARASSING CALL	3		12
	TRAFFICKING	1		1
	VANDALISM	12		6
	VOYEURISM	1		0
	WEAPONS/CCW	4		2
	TOTALS	126		134

OTHER	DEPARTMENT CLASSIFICATION	JAN - MAR 2005	VS.	JAN - MAR 2004
	CPO/TPO VIOLATION	0		2
	CURFEW	9		6
	DOA	5		4
	FALSE ALARMS	0		1
	FIREWORKS ORDINANCE	1		0
	IDENTITY THEFT	0		1
	INCIDENT	33		39
	MISSING PERSON	3		1
	RUNAWAY (18 YOA OR YOUNGER)	0		5
	SOLICITOR W/O PERMIT	1		0
	SUICIDE	0		1
	SUICIDE ATTEMPT	3		6
	TOBACCO LAW	3		1
	UNAUTHORIZED USE OF MOTOR VEHICLE	5		3
	UNRULY	0		2
	TOTALS	63		72

TOTAL OFFENSES	316	370
-----------------------	------------	------------

ADULT ARRESTS
JANUARY 1 - MARCH 31, 2005

CHARGE	JAN - MAR 2005	VS.	JAN - MAR 2004
AGG MENACING	2		0
ASSAULT	2		0
BURGLARY/B&E	0		1
CHILD ENDANGERING	0		1
CPO/TPO VIOLATION	1		1
CRIMINAL DAMAGING	1		0
CRIMINAL TRESPASS	0		1
DECPT/DANGER. DRUGS	1		0
DOC	1		1
DOC/INTOX	1		1
DOMESTIC VIOLENCE/ASSAULT	10		2
DRUG ABUSE - MARIJUANA	4		7
DRUG PARAPHERNALIA	11		7
DUS	16		12
FALSIFICATION	3		0
FLEEING	2		0
FTA ARREST/WARRANT	56		66
ILL DRUG DOCUMENTS	1		0
INDUCING PANIC	0		1
MENACING	0		1
MINOR CONSUMPTION	1		0
MINOR POSSESSION	2		3
OBSTRUCTING OFFICIAL BUSINESS	0		2
OMVUAC	0		1
OPEN CONTAINER	1		1
OVI (DUI, OMVI, etc)	37		21
OVI PER SE (aka OMVI PER SE)	14		10
OVI REFUSAL	4		0
PHYSICAL CONTROL	2		0
POSS/OPIUM, COCAINE, HEROIN, ETC.	0		1
RESISTING ARREST	0		1
RSP	2		2
SALE OPIUM, COCAINE, HEROIN, ETC.	1		0
SALE SYNTHETIC/MANUFACTURED DRUGS	1		0
SEX OFFENSES	1		1
SEX OFFENSES/EXCEPT RAPE-PROSTITUTION	2		0
THEFT-LARCENY/NON MOTOR VEHICLE	3		7
UNAUTHORIZED USE OF MOTOR VEHICLE	0		1
WEAPONS:CCW, POSSESSING, ETC.	2		1
TOTALS	185		154

JUVENILE ARRESTS
JANUARY 1 - MARCH 31, 2005

CHARGE	JAN - MAR 2005	vs.	JAN - MAR 2004
AGG MENACING	2		0
ALL OTHER OFFENSES EXCEPT TRAFFIC	1		0
ASSAULT	1		0
BURGLARY/B&E	0		1
CRIMINAL DAMAGING	1		3
CURFEW AND LOITERING LAW VIOLATIONS	14		9
DISCHARGING FIREARMS	1		0
DOC	4		3
DOMESTIC VIOLENCE/ASSAULT	3		2
DOMESTIC VIOLENCE/MENACING	1		0
DRUG ABUSE - MARIJUANA	7		5
DRUG PARAPHERNALIA	7		0
FIREWORKS ORDINANCE	1		0
MENACING	1		0
MINOR CONSUMPTION	1		8
MINOR POSSESSION	1		5
OBSTRUCTING OFFICIAL BUSINESS	1		0
RSP	4		4
SALE MARIJUANA	0		1
THEFT-LARCENY/NON MOTOR VEHICLE	4		1
TOBACCO LAW	4		1
WEAPONS:CCW, POSSESSING, ETC.	1		2
TOTAL	60		45

AUTO ACCIDENTS
JANUARY 1 - MARCH 31, 2005

TYPE OF ACCIDENT	JAN - MAR 2005	vs.	JAN - MAR 2004
FATAL	0		0
FATAL PRIVATE PROPERTY	0		0
PROPERTY DAMAGE	130		135
HIT SKIP	0		1
PRIVATE PROPERTY	16		27
PRIVATE PROPERTY HIT SKIP	1		1
INJURY ACCIDENT	25		39
INJURY HIT SKIP	0		0
PRIVATE PROPERTY INJURY	2		0
PRIVATE PROPERTY INJURY HIT SKIP	0		0
TOTALS	174		203

ACCIDENT ANALYSIS

January – March 2005

January 1, 2005 through March 31, 2005 there were 174 reported traffic accidents, resulting in an average 1.93 accidents/day. Compared to 2004, accidents decreased 14.29% (2005 = 174; 2004 = 203).

Personal injury accidents accounted for 27 (15%) of the total. Property damage accidents accounted for the majority of our activity with 130 reports (75%) being filed. Private property collisions accounted for 17 (10%) reports being filed.

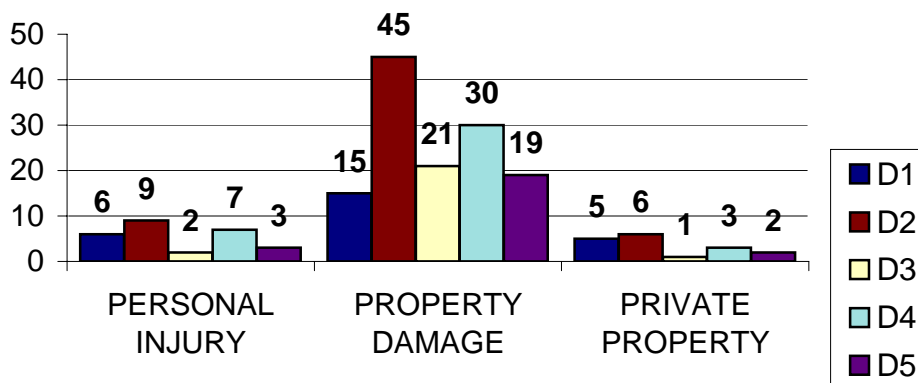
District 2 experienced the majority of accidents (60 or 34%). The second district with the most activity was District 4 (40 accidents or 23%). There were 26 collisions in District 1 (15%), 24 collisions in District 3 (14%) and in District 5, 24 accidents (14%). The busiest day of the week for accident activity for the reporting period was Tuesday with 33 accidents (19%) reported. The second busiest day was Wednesday with 29 accidents (17%) reported. Accident activity for the remaining days of the week are as follows: Sunday = 13 (7%), Monday = 22 (13%); Thursday = 27 (15%); Friday = 28 (16%); and Saturday = 22 (13%).

The most frequent contributing factor was Following Too Closely, which accounted for 46 or 26% of the accidents. The next most recurrent contributing factor was Failure to Control accounting for 42 or 24% of the accidents for the reporting period.

Two (2) crashes were identified as having been alcohol related (1.15%). The driver in those accidents were arrested and charged with OVI. One hundred thirty-one (131) citations were issued to at fault drivers as a result of their accidents (75%).

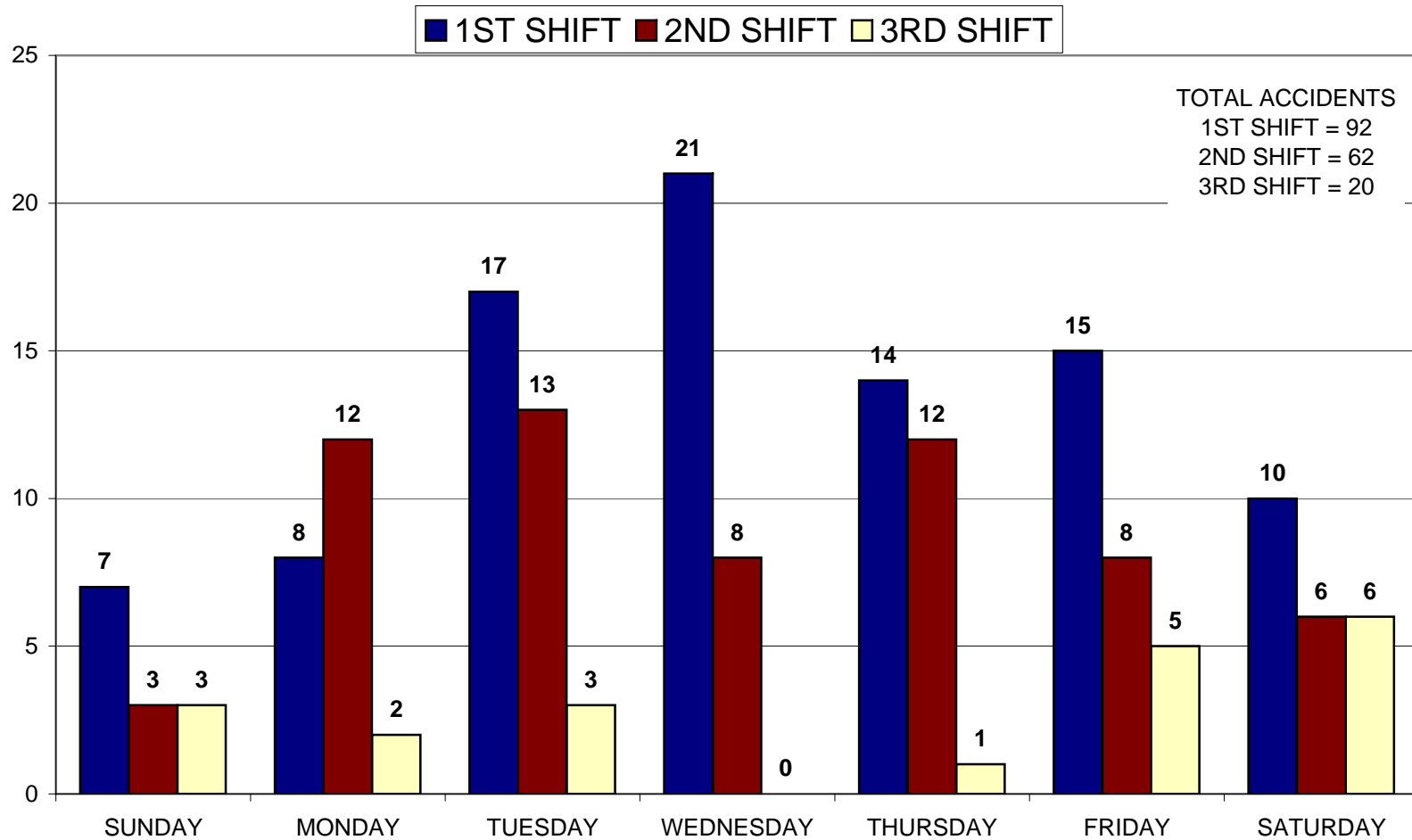
ACCIDENTS BY DISTRICT & CLASSIFICATION

DISTRICT	PERSONAL INJURY	PROPERTY DAMAGE	PRIVATE PROPERTY	TOTAL
D1	6	15	5	26
D2	9	45	6	60
D3	2	21	1	24
D4	7	30	3	40
D5	3	19	2	24
TOTAL	27	130	17	174



ACCIDENTS BY DAY OF WEEK & SHIFT

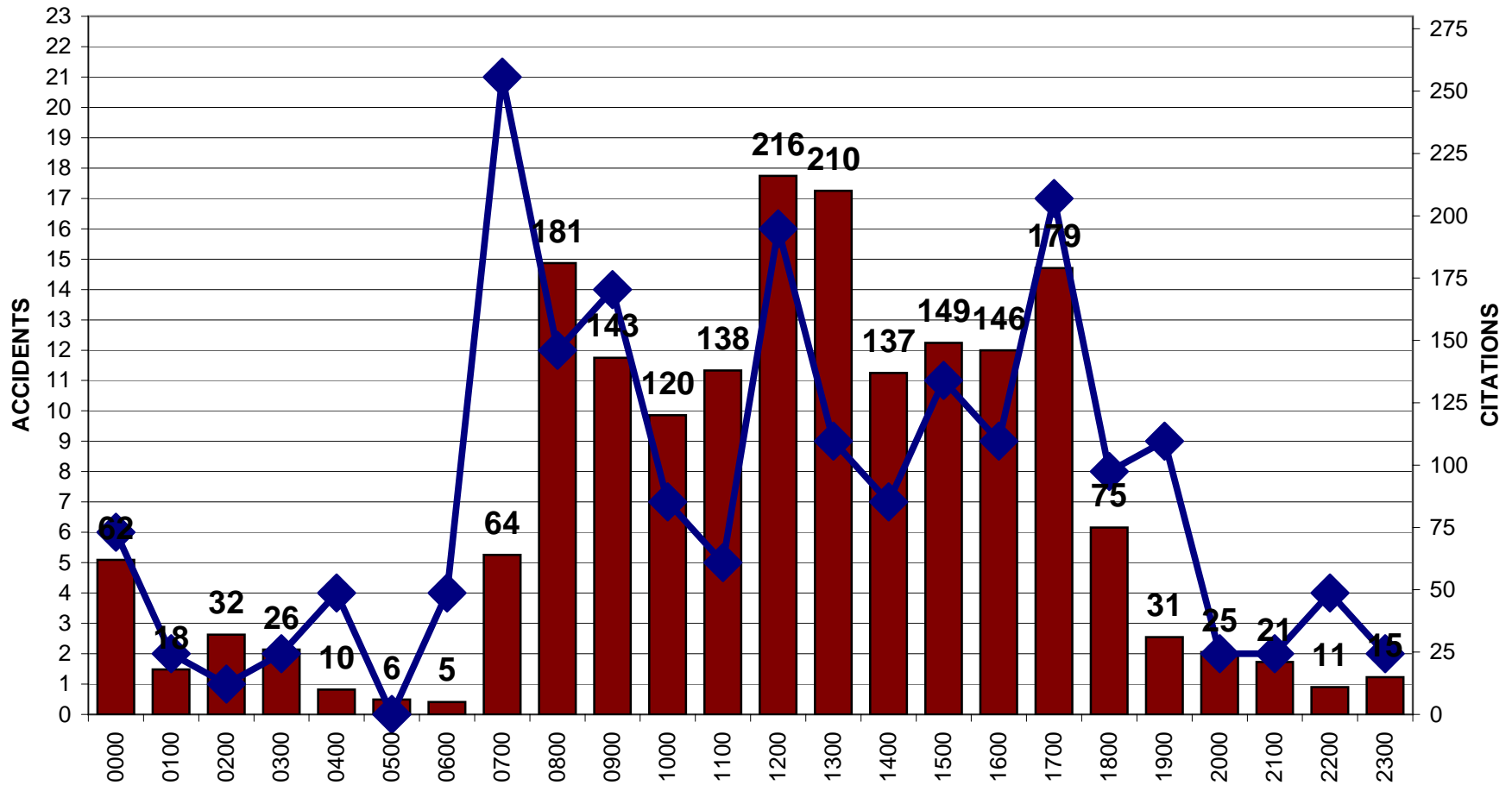
JANUARY 1 - MARCH 31, 2005



ACCIDENTS & CITATIONS BY HOUR

JANUARY 1 THRU MARCH 31, 2005

CITATIONS ACCIDENTS



DETECTIVE SECTION

January – March 2005

CASE MANAGEMENT SUMMARY

Category	Year to Date 2005
A. Cases for the Reporting Period:	304
B. New Cases Assigned for the Reporting Period:	25
C. Cases Assigned/Investigated by Patrol for the Reporting Period:	6
D. Cases Initially Inactivated for the Reporting Period:	84
E. Cases Active at the Start of the Reporting Period (Old Cases):	--
F. Cases Cleared for the Reporting Period:	30
1. Unfounded:	1
2. Inactive:	10
3. Cleared by Arrest/Charges Filed (Adult):	8
4. Cleared by Arrest/Charges Filed (Juvenile):	0
5. Exceptionally Cleared (Adult):	7
6. Exceptionally Cleared (Juvenile):	0
7. Administratively Closed:	4
G. Active Cases at the End of the Reporting Period:	--

ORGANIZED CRIME AND VICE

Organized Crime and Vice	Year To Date 2005
Prostitution Cases for the Reporting Period:	0
Illegal Gambling Cases for the Reporting Period:	0
Illegal Use/Sale of Alcohol Cases/Charges for the Reporting Period:	7
Drug Related Cases/Charges for the Reporting Period:	36
Detective Bureau Initiated Drug Cases	2

JUVENILE CASE REFERRAL FUNCTION

Category	Year to Date 2005
A. Juvenile Case Referrals forwarded to the Juvenile Function for the Reporting Period:	50
B. Juvenile Case Referrals Active at the Start of the Reporting Period (Old):	--
C. Juvenile Case Referrals Active at the End of the Reporting Period:	--
D. Juvenile Case Referral Dispositions:	42
1. Diversion/Office Level:	22
2. Juvenile Charges Filed:	10
3. No Further Action:	10
4. Referral to Other Agency:	0
5. Missing Persons/Runaways:	0

COMMUNITY EDUCATION UNIT

January – March 2005

Current concerns voiced by the community through civic association meetings, e-mail, phone calls, etc:

In the first quarter of 2005 we received inquiries via e-mail regarding the following:

- 2 employment inquiries
- 5 general inquiries
- 2 requesting information on neighborhood watch
- 5 requests to “shadow”

Potential problems identified that have a bearing on law enforcement activities:

None

Recommended actions that address previously identified concerns and problems:

None

**Progress made towards addressing previously identified concerns and problems:
(Also see progress on goals and objectives)**

N/A

Community Relations and Crime Prevention:

15 Speaker/Activity Requests completed

Participated in “Pre-School Open Gym” at the Dublin Community Recreation Center

Participated in the State of The City event

Distributed “Anti-Theft Stickers” to local hotels

Presented 2 Safe Escape Programs at DCRC

Presented the Personal Defense Program to students at all 3 Dublin High Schools

Fielded a team of officers in the Easter Seals charity “Bowl-A-Thon”

Neighborhood Watch Program:

One meeting attended and distribution of related information to several residents

Operation KidPrint and Block Parent Programs:

Provided “Kid Facts Kits” at several community events

Speaker’s Bureau Commitments

15 Speaker/Activity Requests completed

Personal Defense Program:

Programs delivered to all 3 high schools, over 75 total classes taught

Police Interns:

Charles Cook, Ryan Turner, Kimberly Hill – Columbus

Operation Gunlock:

Presented at 2 community events; 6 locks distributed

School Resource Officer Program:

Classes Taught: 162

Topics: Personal Defense, Bill of Rights, DARE, Crime Scene Science, Science of Police Radar and Lasers, Constitutional Law.

Arrests: 10

Citations issued: Parking-8 Traffic-11

Offense/Incident Reports: 16

Meetings/Contacts with Parents/School Staff: 149

School events attended: 63

Officer training events: 6

Drills conducted: Fire-10, Tornado-2, Lockdown-8

DARE Program:

6 DARE Graduation Programs

Classes Taught By Grade Level:

4th – 695th – 1227th – 11410th – 75**Miscellaneous Activity:**

N/A

QUALITY OF SERVICE SURVEY

January– March 2005

CALLS FOR SERVICE SURVEY							
Question	Strongly Agree	Somewhat Agree	Agree	Somewhat Disagree	Strongly Disagree	Don't Know	N/A
1. Any on-going investigation of your situation has been thoroughly and professionally handled.	4	0	2	0	3	2	2
2. Your situation was handled within a reasonable amount of time.	7	2	2	0	2	0	x
3. The level of service received met your expectations.	7	1	1	1	3	0	x
4. The services provided were responsive to your situation and helpful.	8	0	2	1	2	0	x
5. Your overall perception of the Dublin Division of Police is positive.	7	1	2	1	2	0	x
6. The efforts of the Dublin Police have made the city a safer place to live and work.	7	0	4	1	1	0	x
7. Neighborhood Watch and other crime prevention activities are important.	11	0	2	0	0	0	x
8. The Dublin Division of Police adequately publicizes the safety and crime prevention programs offered to the community.	5	1	2	0	0	5	x
Total Sent	100						
Total Received	13						
Comments: "The officer was helpful and gave us tips on how to make are car and home safe"							

TRAFFIC STOP SURVEY

Question	Strongly Agree	Somewhat Agree	Agree	Somewhat Disagree	Strongly Disagree	Don't Know	N/A
1. The officer(s) were professional and courteous during the traffic stop.	8	2	2	1	1	0	x
2. The traffic stop was reasonable and it was clear why you were stopped.	6	2	2	2	2	0	x
3. The officer(s) explained the reason for the stop and answered questions.	8	1	4	0	1	0	x
4. The officer(s) explained the citation and court/payment procedures.	8	1	4	1	0	0	x
5. The amount of time the traffic stop lasted was reasonable.	5	3	3	2	1	0	x
Total Sent	100						
Total Received	14						

Comments:

“Don't you guys give warnings anymore”

“ I have never had a ticket... renewing my registration slipped my mind... I think a warning would have been sufficient considering my record”

“ Dublin Police tactics are simply harassment”