

**City of Dublin
Division of Police**

**Quarterly
Activity
Report**

**January –
March 2006**

DUBLIN DIVISION OF POLICE ACTIVITY SUMMARY

January – March 2006

Calls for Service:

Total Calls for Service: 14,653	Total Calls w/o Foot Patrol, Traffic Stops & Courtesy Calls*: 6,637				
Calls by District					
District 1	District 2	District 3	District 4	District 5	District 0 •
3,542	2,594	1,797	4,047	2,280	393
1,385*	1,151*	1,291*	1,573*	968*	269*
<i>911 Calls: 1,508</i>					
Workload Analysis Information for Districts 1 through 5*					
<i>Total Calls for Service: 6,368 Average Response Time: 5 minutes</i>					
<i>Average Total Time to Handle Calls: 20 minutes</i>					
*does not include traffic stops, foot patrols & courtesy calls					
• this district tracks all mutual aid calls to other jurisdictions or activity that occurs outside the city					

Offense Reports:

Part I Crimes: 173	Part II Crimes: 144	Other: 76
Total Offense Reports for January – March 2006:		393

Traffic & Criminal Citations

Traffic Total: 1,675	Criminal Total: 18
Municipal Code: 1,560	
Ohio Revised Code: 94	
Parking Citations: 21	

Arrests:

Adult: 155	Juvenile: 107
Total Arrests January – March 2006:	
262	

Accidents Reports:

Property Damage: 103	Injury: 45	Private Property: 20
Total Accident Reports January – March 2006:		168

Please see remainder of report for more detailed information.

Authorized Strength – 2006

Full-Time Personnel

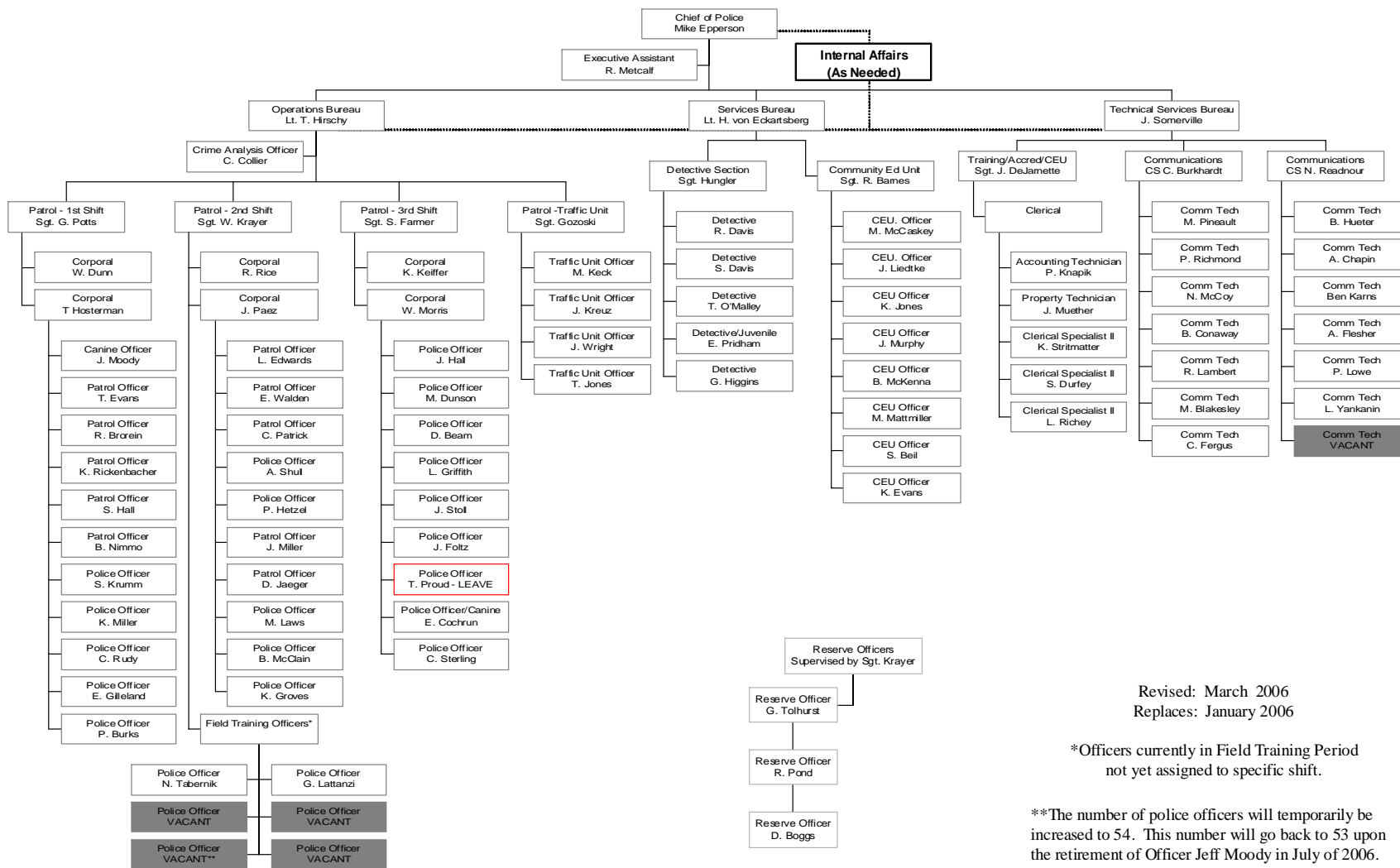
STAFFING TABLE	SWORN Authorized 70*					CIVILIAN Authorized 23				
	Chief	Lt	Sgt	Cpl	Police Officer	Tech Svcs Commander	Comm Supvrsr	Comm Tech	Exec Asst	Clerical
Number Authorized	1	2	7	6	54*	1	2	14	1	5
Number Actual	1	2	7	6	50	1	2	13	1	5
Office of the Chief	1								1	
Operations Bureau										
Commander		1								
Patrol Sergeant			3							
Traffic Unit Sgt			1							
Corporal				6						
Patrol Officer					23					
Canine Officer					1					
Traffic Unit Officer					4					
Officer(s) in Training					6					
Officer(s) on LEAVE					2					
Services Bureau										
Commander		1								
Detective Sergeant			1							
Detective					4					
Juvenile Officer					1					
Community Ed Unit Sgt			1							
Community Ed Unit Officer					8					
Officer(s) on LEAVE					1					
Technical Services Bureau										
Commander						1				
Training/Accreditation Sgt			1							
Comm Supervisor							2			
Comm Technician								13		
Accounting Technician										1
Property Technician										1
Clerical Specialist II										3

Reserves

Number Authorized	10
Number Actual	3
Reserve Officer	3

*The number of police officers will temporarily be increased to 54. This number will go back to 53 upon the retirement of Officer Jeff Moody in July of 2006.

City of Dublin - Division of Police Organizational Chart - Standard 11.1.2



Revised: March 2006
Replaces: January 2006

*Officers currently in Field Training Period
not yet assigned to specific shift.

**The number of police officers will temporarily be
increased to 54. This number will go back to 53 upon
the retirement of Officer Jeff Moody in July of 2006.

DIVISION ACTIVITY

CALLS FOR SERVICE

District 1

Includes all areas within the city limits that are south and east of Interstate 270 and west of the Scioto River. Also includes I270 northbound from US 33 westbound ramp up to Sawmill Road.

District 2

Includes all areas within the city limits that are east of the Scioto River, west of Sawmill Road, south of the Delaware County Line and north of Martin Road. Also includes I270 westbound from Sawmill Road to US 33 and the ramp from I270 southbound to US 33 westbound.

District 3

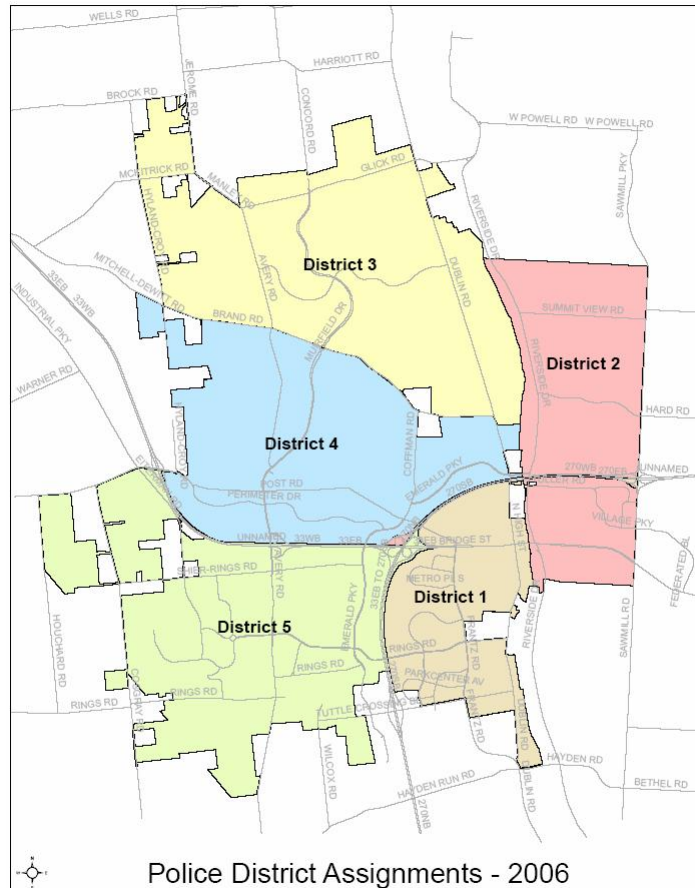
Includes all areas within the city limits that are north of Brand Road and west of the Scioto River. All addresses that are within the city limits on Brand Road including the intersections of Brand Road/Muirfield Drive and Brand Road/Dublin Road are covered by this district.

District 4

This district includes all areas within the city limits that are south of Brand Road, north of US 33 and west of Interstate I270, Browning Court and Dublin Road. Addresses that are south of Brand Road to the I270 overpass that are within the city limits are part of District 4.

District 5

This area includes all areas within the city limits that are south of the north edge of US 33 and west of I270. This area also covers both northbound and southbound lanes of I270 between Tuttle Crossing and US 33 and all ramps to and from I270 south of US 33.



NOTE: The following is a breakdown of calls for service. They represent initial reports. The number of actual offenses may be different after officer's investigation.

WORKLOAD ANALYSIS REPORT

January – March 2006

The January through March 2006 Workload Analysis Report reflects a total of 6,368 calls for service. This figure does not include traffic stops, foot patrols or courtesy cards initiated by officers or activity occurring in District 0 (calls outside city limits/mutual aid). The average response time for calls was five (5) minutes from the time the call was received by our communications technician until the first responding officer arrived on the scene. The average time to reach a disposition and clear the call was twenty (20) minutes.

The Workload Analysis Report also allows us to track activity levels by hour by day. We analyze this data to determine our staffing levels for patrol shifts. By reviewing our Workload Analysis Report, you can see that our busiest hour of activity was between 3:00 PM and 4:00 PM. Eight hundred two (802) calls for service were received during this time frame. The next busiest hour was between 4:00 PM and 5:00 PM when 638 calls for service were received. The ability to obtain this type of data is critical to effectively staff our patrol shifts.

While reviewing this report it is important to note that various factors can influence average response times. "Stacking" of calls where lower priority calls are held so that calls of a more urgent nature can be dispatched and responded to commonly occurs. "Cross dispatching" where an officer is dispatched out of district to a call will also increase response time. Low priority calls that are received during roll call/shift change negate an immediate response from patrol officers thus increasing response times.

As a matter of practice, we like to keep our average response time for all calls occurring inside the City under ten (10) minutes. As previously stated, there are certain incidents where that becomes impossible. However, our goal is realistic and as demonstrated by the January through March 2006 report was met. In an effort to assist the reader in reviewing the Workload Analysis Report the following is a list of some relevant interpretations for review.

District 1 Totals

1,385	Calls for Service
5	minute average response time
19	minute average time to resolve call

District 4 Totals

1,573	Calls for Service
5	minute average response time
25	minute average time to resolve call

District 2 Totals

1,151	Calls for Service
5	minute average response time
18	minute average time to resolve call

District 5 Totals

968	Calls for Service
5	minute average response time
21	minute average time to resolve call

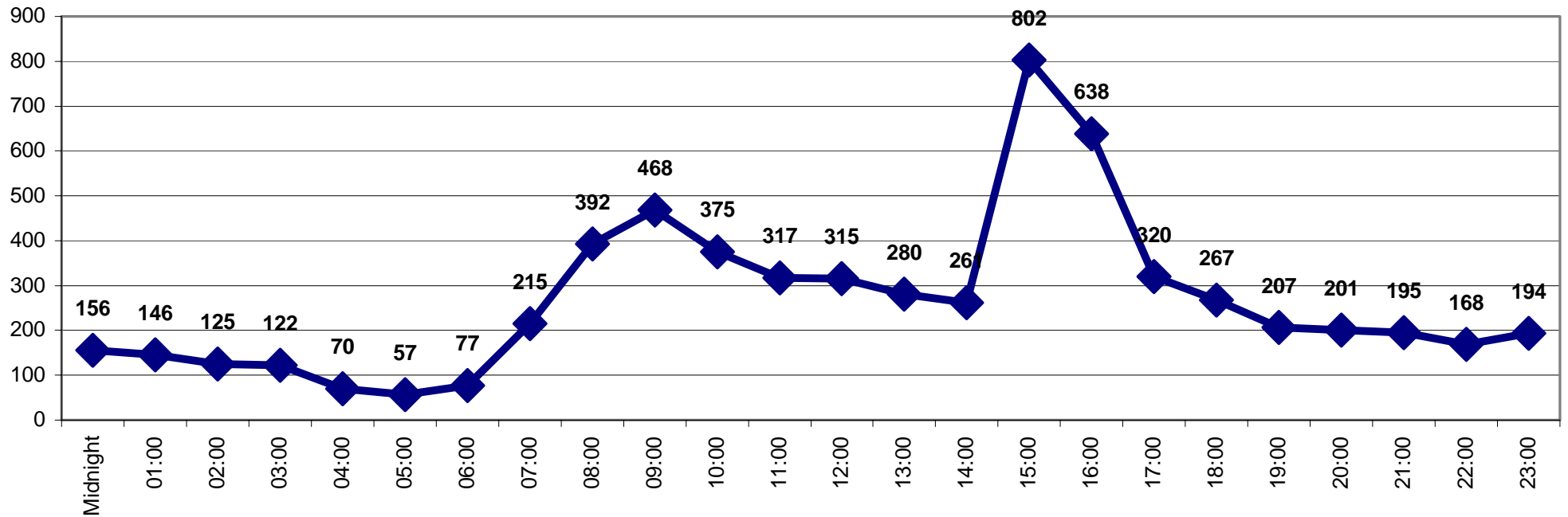
District 3 Totals

1,291	Calls for Service
6	minute average response time
15	minute average time to resolve call

Total Calls for Service

6,368	Calls for Service
5	minute average response time
20	minute average time to resolve call

Calls for Service by Time of Day January - March 2006



CALLS FOR SERVICE SUMMARY

JANUARY 1 - MARCH 31, 2006

CODE# & DESCRIPTION	DISTRICTS					DISTRICT 0	JAN-MAR 2006 TOTAL	VS.
	001	002	003	004	005	MUTUAL AID OUTSIDE CITY		
2-ACCIDENT	32	38	17	35	62	5	189	
2A-HIT SKIP	10	5	3	7	10	1	36	
2P-ACCIDENT PRIV PROP	9	4	0	17	2	0	32	
4-ACCIDENT INJURY	7	9	6	9	13	0	44	
4A-HIT SKIP INJURY	0	2	0	0	1	0	3	
4P-ACCIDENT PRIV PROP INJURY	1	0	0	0	0	0	1	
8-ASSAULT	5	3	3	5	2	0	18	
8A-MENACING THREATS	6	4	2	7	3	0	22	
8B-TELEPHONE HARASSMENT	7	2	7	10	3	1	30	
10-ASSIST OTHER UNIT	8	17	5	5	4	59	98	
12-BURGLARY	18	13	6	19	9	0	65	
12AL-BURGLAR ALARM	126	114	156	107	99	1	603	
12B-OPEN DOOR	17	6	9	22	14	0	68	
13-MISC CALL	17	18	8	94	18	34	189	
13T-PRISONER TRANSPORT	0	0	0	0	0	5	5	
13B-BANK ESCORT	1	0	0	0	0	0	1	
14-FRAUD/BAD CHECK	6	4	11	17	7	0	45	
15-WARRANT SERVICE	5	2	1	13	1	22	44	
16-DOA	0	0	0	4	0	0	4	
16A-DEAD ANIMAL	2	0	1	2	1	1	7	
18-DOG BITE	1	1	1	0	1	0	4	
18A-ANIMAL COMPLAINT	5	7	11	10	12	1	46	
18B-BARKING DOG	1	0	7	4	1	0	13	
20-DOMESTIC	2	2	8	11	7	2	32	
22-DROWNING	0	0	0	0	0	1	1	
24-INTOXICATED PERSON	4	3	1	4	0	0	12	
24A-OMVI	9	20	6	19	23	30	107	
26-FIGHT	3	2	0	4	0	1	10	
28-FIRE RUN	2	1	3	3	1	0	10	
29-EMS RUN	4	3	5	4	1	0	17	
30-VICE COMPLAINT	2	0	0	0	0	0	2	
34-JUVENILE COMPLAINT	9	5	16	37	4	0	71	
36-THEFT	43	46	34	81	12	0	216	
36B-FOUND PROPERTY	10	4	7	25	3	2	51	
36C-COURTESY CARD	420	233	225	522	227	5	1,632	
38-MISSING PERSON	1	4	3	6	3	0	17	
38A-MISSING PERSON RETURNED	0	1	2	0	0	0	3	
40-PERSON WITH GUN	1	1	0	0	2	0	4	
40A-PERSON WITH KNIFE	0	2	0	0	0	0	2	
42-UNKNOWN CIRCUMSTANCES	4	2	0	1	1	0	8	
42A-911 HANG UP	82	45	59	60	48	0	294	
46-PROWLER	0	0	1	2	0	0	3	
48-RAPE	0	0	0	1	0	1	2	
48B-SEX OFFENSE	0	1	0	3	1	0	5	
50-ROBBERY	1	0	0	1	0	0	2	
50AL-ROBBERY ALARM	7	11	4	11	2	0	35	
52A-SHOTS FIRED	0	1	3	2	0	0	6	
56-STOLEN VEHICLE	3	3	0	4	6	2	18	
56B-RECOVERED STOLEN VEHICLE	1	0	0	2	0	5	8	
58A-SUICIDE ATTEMPT	4	0	1	7	0	0	12	
60A-SUSP VEHICLE	79	63	24	50	24	1	241	
60-SUSPICIOUS PERSON	109	115	46	93	60	6	429	
61-HOUSE CHECK	402	336	650	339	200	0	1,927	
61A-EXTRA PATROL	20	16	25	39	8	0	108	
62-TRAFFIC DETAIL	2	5	1	3	3	3	17	
64-VANDALISM	18	17	28	39	12	0	114	

CALLS FOR SERVICE BY SHIFT BY DAY OF WEEK

JANUARY - MARCH 2006 TOTALS							
SHIFTS	SUN	MON	TUES	WED	THURS	FRI	SAT
1ST	305	319	364	421	447	406	320
2ND	325	386	424	432	408	461	393
3RD	160	117	115	104	122	174	165

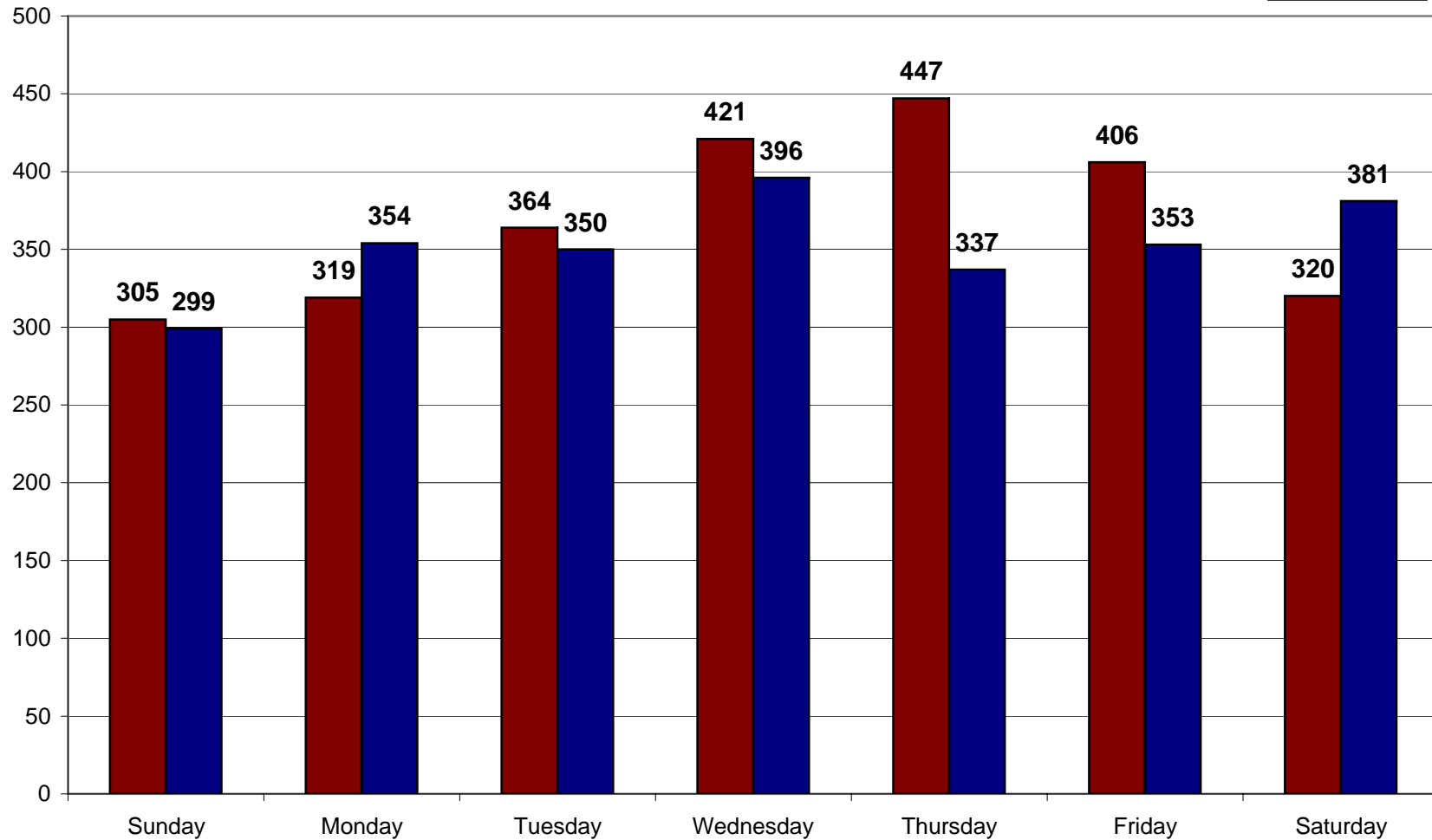
JANUARY - MARCH 2005 TOTALS							
SHIFTS	SUN	MON	TUES	WED	THURS	FRI	SAT
1ST	299	354	350	396	337	353	381
2ND	368	345	384	340	409	413	429
3RD	110	73	108	98	121	107	147

In analyzing our calls for service activity levels for the months of January - March 2006 you will note increases/decreases in some cases. The chart below indicates the percentage of increase or decrease (-) experienced by shift by day of the week.

PERCENTAGE INCREASES AND DECREASES FOR JANUARY - MARCH 2006 VS. 2005 TOTALS							
SHIFTS	SUN	MON	TUES	WED	THURS	FRI	SAT
1ST	2%	-10%	4%	6%	33%	15%	-16%
2ND	-12%	12%	10%	27%	0%	12%	-8%
3RD	45%	60%	6%	6%	1%	63%	12%

Calls for Service - First Shift January - March 2006 vs. 2005

■ 2006 ■ 2005



Experienced an overall increase of 4.53% in calls for service on 1st shift.

TRAFFIC ENFORCEMENT SUMMARY
JANUARY 1 - MARCH 31, 2006

TRAFFIC CITATIONS - MUNICIPAL CODE

TYPE OF CITATION & SECTION#	JAN-MARCH 2006 TOTAL	VS.	JAN-MARCH 2005 TOTAL
70.02A COMPLIANCE/LAWFUL ORDER	0		1
70.02B FLEEING & ELUDING	0		1
70.23 TRAFFIC CONTROL DEVICE	74		77
70.25C1 TRAFFIC CONTROL LIGHT	0		1
70.28 FLASHING TRAFFIC SIGNAL	0		2
71.01 NO OL-RESTRICT VIOL.	0		3
71.01C NO OL < 6 MOS.	1		0
71.01C1 NO OPS - 12 PT SUSPENSION	0		1
71.03 TEMPORARY LICENSE	2		1
71.04 FICTICIOUS LICENSE	1		0
71.06 DISPLAY OF LICENSE	0		1
71.07 DUS (A1)	0		3
71.09 DISPLAY OF PLATES	9		21
71.09C FAIL TO REG. VEH.	3		1
71.09E OUT OF STATE TAGS NOT TRANSF	0		1
71.09F EXP VALIDATION	127		154
71.09G DISPLAY PLATES OF ANOTHER VH	1		2
71.10 OBSTRUCTED PLATES	1		1
71.11 ILLEGAL PLATES	6		21
71.18 DUS: NON-COMPLIANCE	25		28
71.19 NO OPS	83		76
71.20A DUS (DUI)	3		3
71.21A FRA M1	26		23
71.22 FAILURE TO REINSTATE OL	4		5
72.001A DRIVE ON RIGHT HALF ROADWY	1		0
72.007 HAZARDOUS/NO PASSING ZONES	1		1
72.009 MARKED LANES	11		11
72.010 FOLLOWING TOO CLOSELY	0		2
72.011 DRIVING ON DIVIDED ROADWAYS	0		1
72.012 ILL TURN @ INTERSEC. MM/M4	3		0
72.014 PROHIBITED U-TURN	8		10
72.015 STARTING & BACKING VEH	0		2
72.016 TURN & STOP SIGNALS	18		14
72.020 STOPPING FOR SCHOOL BUS	1		2
72.030 FAIL TO YIELD	1		0
72.031 RIGHT OF WAY/LEFT	11		11
72.032 STOP SIGNS	2		5
72.034 RIGHT OF WAY/PUBLIC SAFETY	0		1
72.035 RIGHT OF WAY/ROADWAY	1		2
72.035A FAIL TO YIELD	9		0
72.054 INJURIOUS MATERIALS/STREETS	0		2
72.055 DRIVING THRU SAFETY ZONE	0		1
72.058 FAIL TO CONTROL	28		37
72.058 FULL TIME & ATTENTION	3		7
72.058B WEAVING	0		1
72.060 SQUEALING TIRES/PEALING	2		0

TRAFFIC ENFORCEMENT SUMMARY
JANUARY 1 - MARCH 31, 2006

TRAFFIC CITATIONS - MUNICIPAL CODE

	JAN-MARCH	VS.	JAN-MARCH
73.01 PHYSICAL CONTROL	1		1
73.01A1 OVI (FORMERLY OMVI)	15		18
73.01A2 OMVI PER SE	1		2
73.01A4 OVI PER SE (OMVI PER SE)	1		2
73.01B2 OMVUAC	0		1
73.02A RECKLESS OPERATION	2		2
73.02B RECKLESS OPERATION-PRIV PROP	1		0
73.15 SPEED/ACDA	998		1,224
73.16 SLOW SPEED	0		1
73.30 STOPPING AFTER ACCIDENT	3		1
73.31 STOPPING AFTER INJURY ACCID	1		1
73.32 STOPPING AFTER DAMAGE REALTY	0		3
74.01 UNSAFE VEHICLE	1		2
74.02 HEADLIGHTS AFTER SUN	0		1
74.03 TWO HEADLIGHTS ON VEH	1		0
74.04 TAILLIGHT(S)OR PLATE LIGHT	3		2
74.13 LIGHTS DISPLAYED	3		4
74.14 HEADLIGHTS REQUIRED	2		0
74.20 MUFFLERS/XCESS SMOKE-GAS	1		2
74.26 CHILD RESTRAINTS	2		2
74.27B1 SEATBELT - DRIVER	47		83
74.27B2 SEATBELT-PASSENGER	0		2
74.28 WINDOW TINT	1		21
75.09 MOTORIZED BICYCLE OPERATION	0		1
MISCELLANEOUS	10		7
TOTAL	1,560		1,920

TRAFFIC CITATIONS - OHIO REVISED CODE

TYPE OF CITATION & SECTION#	JAN-MARCH 2006 TOTAL	VS.	JAN-MARCH 2005 TOTAL
2921.331 FLEEING/ELUDING POL. OFC.	0		1
4503.11 EXP REGISTRATION	4		2
4507.02 VALID DRIVERS LICENSE	2		0
4507.02B1 DUS/REVOCAION	2		0
4510.11 DUS/REVOCAION	1		4
4510.12 NO OPER LICENSE	17		8
4510.14 DRIVE W/O VALID OP LIC.	1		1
4510.16A DUS/FRA	11		0
4511.12 TRAFFIC CONTROL DEVICE	3		3
4511.19A1 OMVI IMPAIRED	24		26
4511.19A2 OVI - REFUSED BREATH TEST	4		0
4511.19A3 OMVI PER SE-BREATH	0		6
4511.20 RECKLESS OPERATION	2		0
4511.202 FAIL TO CONTROL	6		1
4511.21 SPEED/ACDA	2		4
4511.25 LANES OF TRAVEL	0		1

**TRAFFIC ENFORCEMENT SUMMARY
JANUARY 1 - MARCH 31, 2006**

TRAFFIC CITATIONS - OHIO REVISED CODE

TYPE OF CITATION & SECTION#	JAN-MARCH 2006 TOTAL	VS.	JAN-MARCH 2005 TOTAL
4511.33 MARKED LANES	6		8
4511.39 FAIL TO SIGNAL	2		3
4513.03 LIGHTED LIGHTS REQ'D	1		0
4513.04 TWO HEADLIGHTS REQ'D	0		1
4513.05 HEADLIGHTS	2		1
4513.15 HEADLIGHTS	0		1
4513.22 MUFFLER/EXCESSIVE SMOKE	1		0
4513.241 TINTED WINDOWS	0		1
4519.021 FICT. PLATES (CTRFT/UNLAW)	1		0
4549.021 LEAVING SCENE OF ACCIDENT	1		0
4549.03A HIT/SKIP PRIVATE PROP.	1		0
4549.08 FICTICIOUS PLATES	0		1
4549.08 UNAUTHD USE OF PLATES/NO'S/	0		1
TOTAL	94		74

PARKING CITATIONS

TYPE OF CITATION & SECTION#	JAN-MARCH 2006 TOTAL	VS.	JAN-MARCH 2005 TOTAL
76.01 CERTAIN AREAS PROHIBITED	8		9
76.02F HANDICAP PARKING	5		6
76.05 UNATTENDED VEHICLE	1		0
76.26B PARKING IN FIRELANE	7		13
TOTAL	21		28

TOTAL CITATIONS	1,675	2,022
------------------------	--------------	--------------

**CRIMINAL CHARGES SUMMARY
JANUARY 1 - MARCH 31, 2006**

CHARGE	JAN-MARCH 2006 TOTAL	VS.	JAN-MARCH 2005 TOTAL
CPO/TPO VIOLATION	2		0
DOC/INTOX	0		1
DRUG ABUSE - MARIJUANA	1		2
DRUG PARAPHERNALIA	0		1
INDECENT EXPOSURE/PUBLIC INDECENCY	2		0
LIQUOR LAWS/LIQUOR CONSUMP MV	1		0
MINOR CONSUMPTION	6		0
MINOR POSSESSION	4		1
OBSTRUCTING OFFICIAL BUSINESS	0		2
SOLICITOR W/O PERMIT	1		1
THEFT-LARCENY/NON MOTOR VEHICLE	1		0
TOTAL	18		8

OFFENSE REPORT SUMMARY

JANUARY 1 - MARCH 31, 2006

PART I	DEPARTMENT CLASSIFICATION	JAN-MARCH 2006 TOTAL	VS.	JAN-MARCH 2005 TOTAL
	AGG ASSAULT/AGG VEH ASSAULT	1		0
	AGG ROBBERY	0		2
	ARSON	0		4
	ATT THEFT	2		0
	AUTO THEFT	6		5
	B & E	26		11
	BURGLARY	19		7
	RAPE	2		2
	ROBBERY	2		2
	THEFT/LARCENY	115		95
	TOTAL	173		128

PART II	DEPARTMENT CLASSIFICATION	JAN-MARCH 2006 TOTAL	VS.	JAN-MARCH 2005 TOTAL
	ABDUCTION	1		1
	AGG MENACING	4		2
	ASSAULT (SIMPLE)	12		4
	CONT'G TO DELINQ. OF A MINOR	1		0
	COUNTERFEITTING	0		1
	CRIMINAL DAMAGING	27		18
	CRIMINAL TRESPASSING	1		1
	DECPT/DANGER. DRUGS	0		1
	DOC	9		3
	DOC/INTOX	2		2
	DOMESTIC VIOLENCE/ASSAULT	6		12
	DOMESTIC VIOLENCE/MENACING	5		1
	DRUG ABUSE (POSS. OF MARIJUANA)	9		11
	DRUG DOCUMENTS (ILLEGAL)	0		1
	DRUG PARAPHERNALIA (GENERAL)	7		8
	FAILURE TO COMPLY (W/LAWFUL ORDER)	1		0
	FALSIFICATION	1		2
	FORGERY	2		2
	FRAUD	5		3
	IDENTITY THEFT (in jurisdiction)	0		2
	INDECENT EXPOSURE/PUBLIC INDECENCY	3		0
	INDUCING PANIC	1		1
	MENACING	6		3
	MINOR CONSUMPTION	9		1
	MINOR POSSESSION	4		3
	MISUSE CREDIT CARD	2		1
	OBSTRUCTING JUSTICE	1		4
	OBSTRUCTION -use obstg. justice	1		0
	OPEN CONTAINER	1		1
	PASSING BAD CHECKS	5		1
	POSSESSION OF DRUGS -not marijuana	0		2
	RSP	1		2

OFFENSE REPORT SUMMARY

JANUARY 1 - MARCH 31, 2006

PART II	DEPARTMENT CLASSIFICATION	JAN-MARCH 2006 TOTAL	VS.	JAN-MARCH 2005 TOTAL
	SEX OFFENSES	2		4
	TAMPERING W/COIN MACHINE	0		1
	TELEPHONE HARASSMENT/HARASSING CALL	5		3
	TRAFFICKING	1		1
	VANDALISM	8		12
	VOYEURISM	0		1
	WEAPONS/CCW	1		4
	TOTAL	144		120

OTHER	DEPARTMENT CLASSIFICATION	JAN-MARCH 2006 TOTAL	VS.	JAN-MARCH 2005 TOTAL
	ANIMAL BITE	1		0
	C.I. CONTINUING INVESTIGATION	1		0
	CPO/TPO VIOLATION	4		0
	CURFEW	5		9
	DOA	4		5
	DOMESTIC DISPUTE/INCIDENT ONLY	8		0
	FIREWORKS ORDINANCE	0		1
	IDENTITY THEFT (not in jurisdictn)	6		1
	INCIDENT	32		33
	MISSING PERSON	0		3
	RUNAWAY (18 YOA OR YOUNGER)	4		0
	SOLICITOR W/O PERMIT	1		1
	SUICIDE ATTEMPT	7		3
	TOBACCO LAW	3		3
	UNAUTHORIZED USE OF MOTOR VEHICLE	0		4
	TOTAL	76		63

TOTAL OFFENSES

393

311

ADULT ARRESTS
JANUARY 1 - MARCH 31, 2006

CHARGE	JAN-MARCH 2006 TOTAL	VS.	JAN-MARCH 2005 TOTAL
AGG MENACING	0		2
ASSAULT	0		1
BURGLARY/B&E	2		0
CONT'G TO DELINQ. OF MINOR	1		0
CPO/TPO VIOLATION	1		1
CRIMINAL DAMAGING	0		1
DECPT/DANGER. DRUGS	0		1
DOC	1		1
DOC/INTOX	2		1
DOMESTIC VIOLENCE/ASSAULT	5		7
DOMESTIC VIOLENCE/MENACING	5		0
DRUG ABUSE - MARIJUANA	3		4
DRUG PARAPHERNALIA	6		11
DUS	28		16
FALSIFICATION	2		3
FLEEING	1		2
FORGERY AND COUNTERFEITING	2		1
FTA ARREST/WARRANT	40		56
ILL DRUG DOCUMENTS	0		1
MINOR CONSUMPTION	1		0
MINOR POSSESSION	0		2
OBSTRUCTING OFFICIAL BUSINESS	2		0
OPEN CONTAINER	1		1
OVI (DUI, OMVI, etc)	25		37
OVI PER SE (aka OMVI PER SE)	10		14
OVI REFUSAL	6		4
PASSING BAD CHECKS	1		0
PHYSICAL CONTROL	1		2
PUBLIC INDECENCY	1		0
RSP	2		2
SALE OPIUM, COCAINE, HEROIN, ETC.	0		1
SALE SYNTHETIC/MANUFACTURED DRUGS	0		1
SEX OFFENSES	0		1
SEX OFFENSES/EXCEPT RAPE-PROSTITUTION	0		2
THEFT-LARCENY/NON MOTOR VEHICLE	4		2
WEAPONS:CCW, POSSESSING, ETC.	1		2
ALL OTHER OFFENSES EXCEPT TRAFFIC	1		0
TOTAL	155		178

JUVENILE ARRESTS
JANUARY 1 - MARCH 31, 2006

CHARGE	JAN-MARCH 2006 TOTAL	vs.	JAN-MARCH 2005 TOTAL
AGG MENACING	0		2
ASSAULT	2		1
ATT THEFT	2		0
CRIMINAL DAMAGING	1		1
CURFEW AND LOITERING LAW VIOLATIONS	23		14
DISCHARGING FIREARMS	0		1
DOC	9		4
DOMESTIC VIOLENCE/ASSAULT	1		3
DOMESTIC VIOLENCE/MENACING	0		1
DRUG ABUSE - MARIJUANA	6		7
DRUG PARAPHERNALIA	8		7
FALSIFICATION	2		0
FIREWORKS ORDINANCE	0		1
FORGERY AND COUNTERFEITING	1		0
MENACING	0		1
MINOR CONSUMPTION	14		1
MINOR POSSESSION	9		1
OBSTRUCTING OFFICIAL BUSINESS	3		1
OVI (DUI, OMVI,etc)	3		0
OVI PER SE (aka OMVI PER SE)	2		0
RECKLESS OP IN MOTOR VEHICLE	1		0
RSP	4		3
SALE MARIJUANA	1		0
SEX OFFENSES	2		0
TELEPHONE HARASSMENT/HARASSING CALL	2		0
THEFT-LARCENY/NON MOTOR VEHICLE	7		4
TOBACCO LAW	4		4
WEAPONS:CCW, POSSESSING, ETC.	0		1
ALL OTHER OFFENSES EXCEPT TRAFFIC	0		1
TOTAL	107		59

AUTO ACCIDENTS
JANUARY 1 - MARCH 31, 2006

TYPE OF ACCIDENT	JAN - MAR 2006	vs.	JAN - MAR 2005
FATAL	0		0
FATAL PRIVATE PROPERTY	0		0
PROPERTY DAMAGE	101		130
HIT SKIP	2		0
PRIVATE PROPERTY	20		16
PRIVATE PROPERTY HIT SKIP	0		1
INJURY ACCIDENT	44		25
INJURY HIT SKIP	0		0
PRIVATE PROPERTY INJURY	1		2
PRIVATE PROPERTY INJURY HIT SKIP	0		0
TOTALS	168		174

ACCIDENT ANALYSIS
January - March 2006

January 1, 2006 through March 31, 2006 there were 168 reported traffic accidents, resulting in an average 1.87 accidents/day. Compared to 2005, accidents decreased 3.45% (2006 = 168; 2005 = 174).

Personal injury accidents (45) accounted for 27% of the total. Property damage accidents accounted for the majority of our activity with 103 reports being filed (61%). Private property collisions accounted for 20 (12%) reports being filed.

District 4 experienced the majority of accidents (45 or 27%). The second district with the most activity was District 2 (38 accidents or 23%). There were 33 collisions in District 1 (20%), 18 collisions in District 3 (11%) and in District 5, 34 accidents (20%). The busiest day of the week for accident activity for the reporting period was tied between Wednesday and Thursday with 30 accidents each (18% each) reported. The second busiest day was Friday with 29 accidents (17%) reported. Accident activity for the remaining days of the week were as follows: Sunday = 10 (6%); Monday = 24 (14%); Tuesday = 27 (16%); and Saturday = 18 (11%).

The most frequent contributing factor was Following Too Closely, which accounted for 57 or 34% of the accidents. The next most recurrent contributing factor was Failure to Control accounting for 29 or 17% of the accidents for the reporting period. The busiest time of day for accident activity was between 7AM-8AM with 19 (11%) accidents.

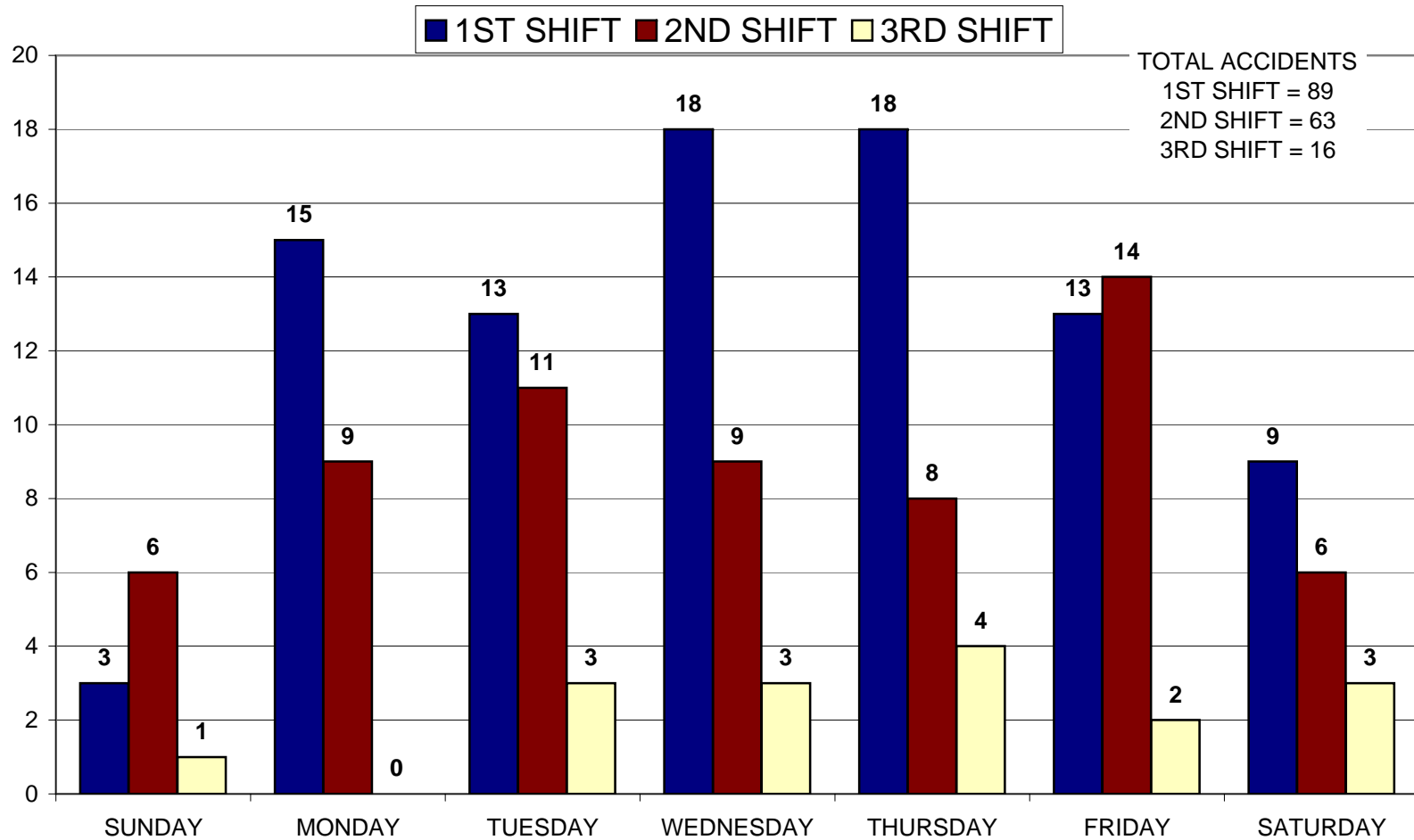
Four (4) crashes were identified as having been alcohol related (2%). The drivers in these accidents were arrested and charged with OVI. One hundred and twenty-six (126) citations were issued to at fault drivers as a result of their accidents (75%).

ACCIDENTS BY DISTRICT & CLASSIFICATION

DISTRICT	PERSONAL INJURY	PROPERTY DAMAGE	PRIVATE PROPERTY	TOTAL
D1	9	19	5	33
D2	10	22	6	38
D3	5	12	1	18
D4	12	26	7	45
D5	9	24	1	34
TOTAL	45	103	20	168

ACCIDENTS BY DAY OF WEEK & SHIFT

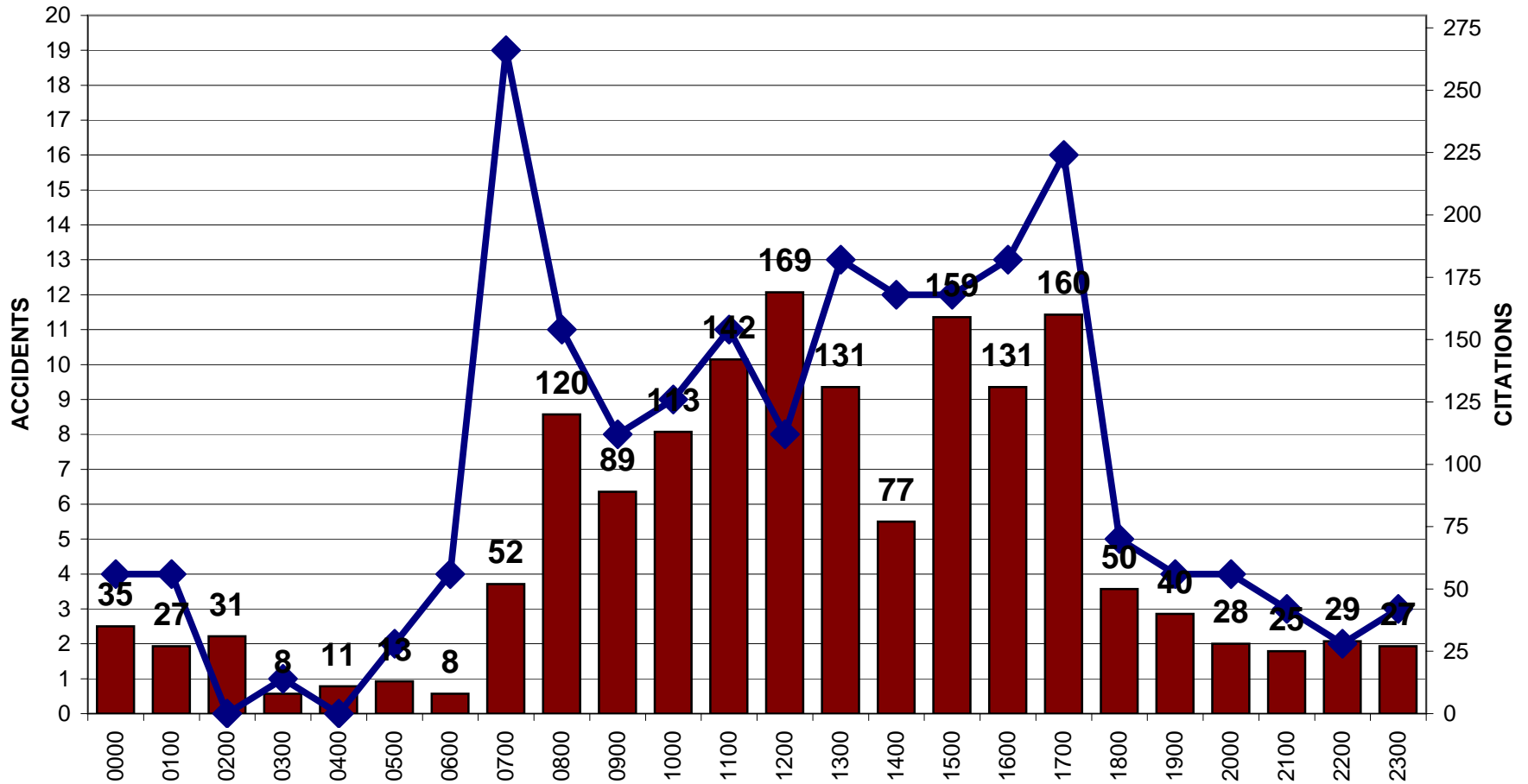
JANUARY 1 - MARCH 31, 2006



ACCIDENTS & CITATIONS BY HOUR

JANUARY 1 THRU MARCH 31, 2006

CITATIONS ACCIDENTS

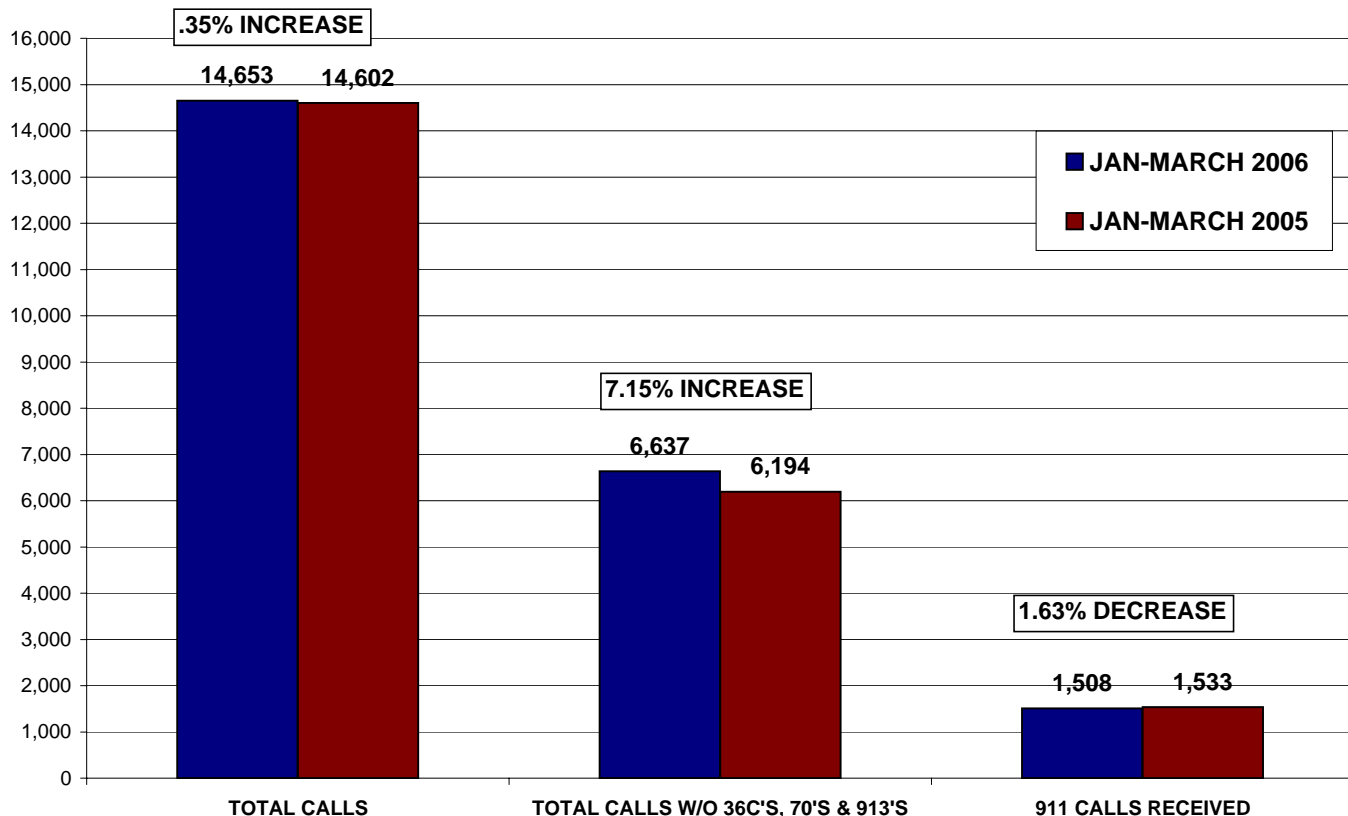


CALLS FOR SERVICE SUMMARY

JANUARY 1 - MARCH 31, 2006

CODE# & DESCRIPTION	DISTRICTS					DISTRICT 0	JAN-MAR 2006 TOTAL	VS.
	001	002	003	004	005	MUTUAL AID OUTSIDE CITY		
70-TRAFFIC VIOLATOR	766	478	125	404	749	87	2,609	
72-SPEEDER/RECKLESS DRIVER	15	29	16	26	47	54	187	
74-DISABLED/MOTORIST ASSIST	83	51	11	44	139	16	344	
76-VEH BLOCKING	19	9	5	28	21	6	88	
76A-PARKING COMPLAINT	27	12	13	45	8	0	105	
78-LOCKOUT	70	34	9	78	17	1	209	
80-ROADWAY OBSTRUCTION	16	16	5	2	12	0	51	
90-DISTURBANCE 2 UNITS	21	15	19	28	17	0	100	
90A-DISTURBANCE 1 UNIT	26	19	28	74	22	2	171	
913-FOOT PATROL	971	732	156	1,548	336	32	3,775	
96-MENTAL	1	2	1	1	0	0	5	
100-BOMB THREAT	0	0	0	0	0	0	0	
102-NARCOTICS	1	6	3	9	1	6	26	
TOTAL CALLS	3,542	2,594	1,797	4,047	2,280	393	14,653	
TOTAL CALLS W/O 36C'S, 70'S & 913'S	1,385	1,151	1,291	1,573	968	269	6,637	
911 CALLS RECEIVED							1,508	

CALLS FOR SERVICE JANUARY - MARCH 2006 VS. 2005



JAN-MAR 2005 TOTAL
239
45
34
33
0
0
10
23
26
114
25
594
35
211
9
0
45
58
6
8
1
53
12
35
0
4
140
6
14
9
6
29
190
59
1,467
11
1
4
1
5
264
5
3
9
4
72
6
13
6
12
133
299
1,508
128
54
105

DETECTIVE SECTION

January – March 2006

CASE MANAGEMENT SUMMARY

Category	Year to Date 2006
A. Cases for the Reporting Period:	343
B. New Cases Assigned for the Reporting Period:	40
C. Cases Assigned/Investigated by Patrol for the Reporting Period:	47
D. Cases Initially Inactivated for the Reporting Period:	103
E. Cases Active at the Start of the Reporting Period (Old Cases):	---
F. Cases Cleared for the Reporting Period:	34
1. Unfounded:	3
2. Inactive:	8
3. Cleared by Arrest/Charges Filed (Adult):	9
4. Cleared by Arrest/Charges Filed (Juvenile):	0
5. Exceptionally Cleared (Adult):	2
6. Exceptionally Cleared (Juvenile):	0
7. Administratively Closed:	12
G. Active Cases at the End of the Reporting Period:	---

Total successfully cleared cases year to date = 32%

ORGANIZED CRIME AND VICE

Organized Crime and Vice	Year To Date 2006
Prostitution Cases for the Reporting Period:	0
Illegal Gambling Cases for the Reporting Period:	0
Illegal Use/Sale of Alcohol Cases/Charges for the Reporting Period:	20
Drug Related Cases/Charges for the Reporting Period:	23
Detective Bureau Initiated Drug Cases	5

JUVENILE CASE REFERRAL FUNCTION

Category	Year to Date 2006
A. Juvenile Case Referrals forwarded to the Juvenile Function for the Reporting Period:	76
B. Juvenile Case Referrals Active at the Start of the Reporting Period (Old):	---
C. Juvenile Case Referrals Active at the End of the Reporting Period:	---
D. Juvenile Case Referral Dispositions:	93
1. Diversion/Office Level:	33
2. Juvenile Charges Filed:	51
3. No Further Action:	26
4. Referral to Other Agency:	0
5. Missing Persons/Runaways:	0

COMMUNITY EDUCATION UNIT

January – March 2006

Current concerns voiced by the community through civic association meetings, e-mail, phone calls, etc:

In the first quarter of 2006 we received inquiries via e-mail and telephone regarding the following:
150 general inquiries about services and programs.
5 requesting information on neighborhood watch
6 requests to intern or volunteer

Potential problems identified that have a bearing on law enforcement activities:

Theft in school buildings of electronics and recreation/music equipment

Recommended actions that address previously identified concerns and problems:

Complete thorough analysis of the thefts to identify patterns.
Complete education and prevention efforts to alert students and staff.
Target police resources using crime analysis in order to maximize prevention and enforcement.

Progress made towards addressing previously identified concerns and problems:

(Also see progress on goals and objectives)

Prevention and patrol efforts directed toward reducing the thefts.

Community Relations and Crime Prevention Events:

Twenty-three (23) Speaker/Activity Requests completed
Distributed “Anti-Theft Stickers” to local hotels
Completed 4 Personal Defense Programs (PDP) for local groups.
Presented “Stranger Danger” talk to youth in the DCRC “Home Alone Program.”
Provided Lost Kids Tent/Kid Print at the Dublin St. Patrick’s Day Events
Completed on-site fingerprinting services for two local corporations.

Neighborhood Watch Program:

Developed and distributed a Neighborhood Watch “Starter Kit” for local groups.
Three (3) meetings attended and distribution of related information to several residents

Operation KidPrint and Block Parent Programs:

Promoted the Block Parent Program at local events.
Provided “Kid Facts Kits” at several community events and directly to residents

Speaker’s Bureau Commitments

Twenty-three (23) Speaker/Activity Requests completed

Personal Defense Program:

Program delivered to several local groups and at high schools.

Police Interns:

Intern hired October 2005 completed service on 25 March, 2006.
Forecast of hiring 2 interns for Summer 2006.

Operation Gunlock:

Presented at community events.

School Resource Officer Program:

Activity in the 3 Dublin High Schools, 5 Middle Schools, and 11 Elementary Schools.

Classes Taught: 239

Topics: Personal Defense, Bill of Rights, Constitutional Law, Internet Safety, SafeEscape, PROTECT self-defense course.

Arrests: 13

Offense Types: Assault, Drug Abuse, Drug Paraphernalia, Theft, Disorderly Conduct, Menacing, Vandalism, Receiving Stolen Property, Tobacco Possession

Traffic Enforcement: Warnings: 15 Citations: 6

Traffic Accident Reports: 2

Offense/Incident Reports: 24

Meetings/Contacts with Parents/School Staff: 196

Meetings/Counseling Sessions with students: 116

School Events/Activities attended: 26

Officer Training Days: 10

Referrals to other police agencies: 20

DARE Program:

Classes Taught - Grade Levels 4, 5, 7, 11: 219

DARE Graduations: 4

QUALITY OF SERVICE SURVEY

January - March 2006

CALLS FOR SERVICE SURVEY

Question	Strongly Agree	Somewhat Agree	Agree	Somewhat Disagree	Strongly Disagree	Don't Know	N/A
1. Any on-going investigation of your situation has been thoroughly and professionally handled.	9	0	1	0	2	1	4
2. Your situation was handled within a reasonable amount of time.	15	0	1	0	0	1	0
3. The level of service received met your expectations.	14	0	1	0	2	0	0
4. The services provided were responsive to your situation and helpful.	13	0	1	1	1	1	0
5. Your overall perception of the Dublin Division of Police is positive.	14	0	1	1	0	1	0
6. The efforts of the Dublin Police have made the city a safer place to live and work.	13	1	2	0	0	1	0
7. Neighborhood Watch and other crime prevention activities are important.	12	1	3	0	0	1	0
8. The Dublin Division of Police adequately publicizes the safety and crime prevention programs offered to the community.	7	3	3	0	0	4	0
Total Sent	100						
Total Received	17						

Comments:

"We are, however, great fans of our police department- vacation house watch is greatly appreciated."

"The few times I've called the Dublin Police in 14 years usually gets the same response - "There's not much we can do."

"The officer was very kind, helpful and courteous."

TRAFFIC STOP SURVEY

Question	Strongly Agree	Somewhat Agree	Agree	Somewhat Disagree	Strongly Disagree	Don't Know	N/A
1. The officer(s) were professional and courteous during the traffic stop.	8	1	3	2	0	0	0
2. The traffic stop was reasonable and it was clear why you were stopped.	5	2	4	2	1	0	0
3. The officer(s) explained the reason for the stop and answered questions.	6	1	5	1	1	0	0
4. The officer(s) explained the citation and court/payment procedures.	8	1	3	1	0	0	0
5. The amount of time the traffic stop lasted was reasonable.	7	1	5	1	0	0	0
Total Sent	100						
Total Received	14						
Comments: "Officer was very rude in the way he spoke to me."							