

**City of Dublin  
Division of Police**

**Quarterly  
Activity  
Report**

**January –  
March 2007**

# DUBLIN DIVISION OF POLICE ACTIVITY SUMMARY

January – March 2007

## *Calls for Service:*

<b>Total Calls for Service:</b> 15,370	<b>Total Calls w/o Foot Patrol, Traffic Stops &amp; Courtesy Calls*:</b> 6,347				
<b>Calls by District</b>					
<b>District 1</b>	<b>District 2</b>	<b>District 3</b>	<b>District 4</b>	<b>District 5</b>	<b>District 0 •</b>
3,758	2,662	1,535	4,200	2,806	45
1,187*	1,143*	1,013*	1,561*	1,233*	45*
<i>911 Calls: 1,667</i>					
<b>Workload Analysis Information for <u>Districts 1 through 5*</u></b>					
<i>Total Calls for Service: 6,137      Average Response Time: 5 minutes</i>					
<i>Average Total Time to Handle Calls: 21 minutes</i>					
*does not include traffic stops, foot patrols & courtesy calls					
• this district tracks all mutual aid calls to other jurisdictions or activity that occurs outside the city					

## *Offense Reports:*

Part I Crimes: 153	Part II Crimes: 113	Other: 72
<b>Total Offense Reports for January – March 2007: 338</b>		

## *Traffic & Criminal Citations*

Traffic Total: 2,096	Criminal Total: 26
Municipal Code: 2,001	
Ohio Revised Code: 76	
Parking Citations: 19	

## *Arrests:*

Number of Adults Arrested: 110	Number of Juveniles Arrested: 55
<b>Total Persons Arrested January – March 2007: 165</b>	

## *Arrest Charges:*

Adult: 159	Juvenile: 73
<b>Total Charges January – March 2007: 232</b>	

## *Accidents Reports:*

Property Damage: 115	Injury: 60 (1 fatal)	Private Property: 20
<b>Total Accident Reports January – March 2007: 195</b>		

Please see remainder of report for more detailed information.

# Authorized Strength – 2007

## Full-Time Personnel

STAFFING TABLE	SWORN Authorized 69					CIVILIAN Authorized 24				
	Chief	Lt	Sgt	Cpl	Police Officer	Tech Svcs Commander	Comm Supvsr	Comm Tech	Admin Spec	Office Asst
<b>Number Authorized</b>	1	2	7	6	53	1	2	15	1	5
<b>Number Actual</b>	1	2	7	6	51*	1	2	12*	1	5
<b>Office of the Chief</b>	1								1	
<b>Operations Bureau</b>										
Commander		1								
Patrol Sergeant			3							
Traffic Unit Sgt			1							
Corporal				6						
Patrol Officer					28*					
Canine Officer					1					
Crime Analysis Officer					1					
Traffic Unit Officer					4					
Officer(s) in Training					3					
Officer(s) on LEAVE					1					
<b>Services Bureau</b>										
Commander		1								
Detective Sergeant			1							
Detective					4					
Juvenile Officer					1					
Community Ed Unit Sgt			1							
Community Ed Unit Officer					8					
<b>Technical Services Bureau</b>										
Commander						1				
Training/Accreditation Sgt			1							
Comm Supervisor							2			
Comm Technician								12		
Property Technician										1
Office Assistant II										4

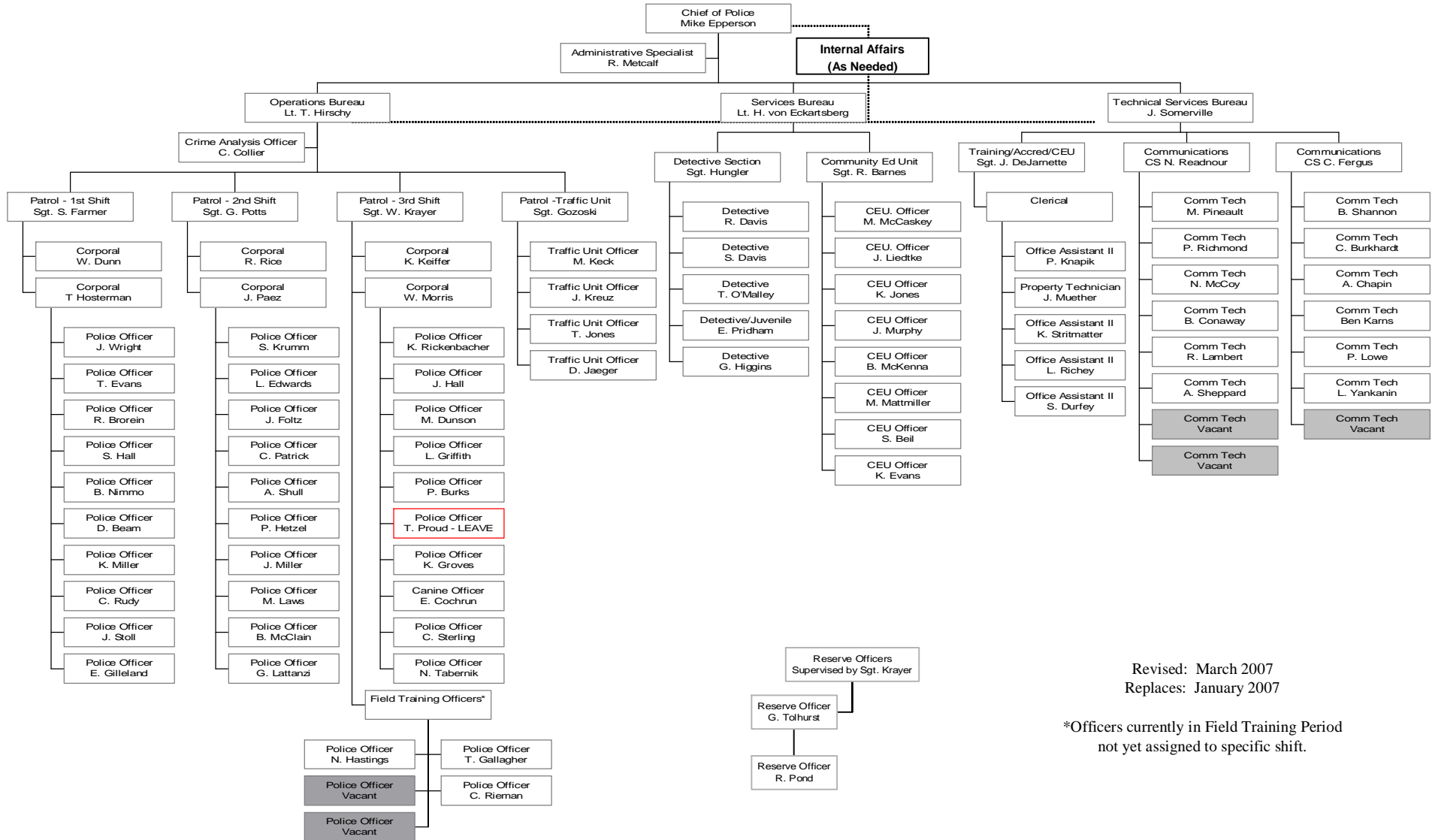
\*below authorized staffing level

## Reserves

<b>Number Authorized</b>	10
<b>Number Actual</b>	2
Reserve Officer	2

# City of Dublin - Division of Police

## Organizational Chart - Standard 11.1.2



Revised: March 2007  
Replaces: January 2007

\*Officers currently in Field Training Period  
not yet assigned to specific shift.

# DIVISION ACTIVITY

## CALLS FOR SERVICE

### District 1

Includes all areas within the city limits that are south and east of Interstate 270 and west of the Scioto River. Also includes I270 northbound from US 33 westbound ramp up to Sawmill Road.

### District 2

Includes all areas within the city limits that are east of the Scioto River, west of Sawmill Road, south of the Delaware County Line and north of Martin Road. Also includes I270 westbound from Sawmill Road to US 33 and the ramp from I270 southbound to US 33 westbound.

### District 3

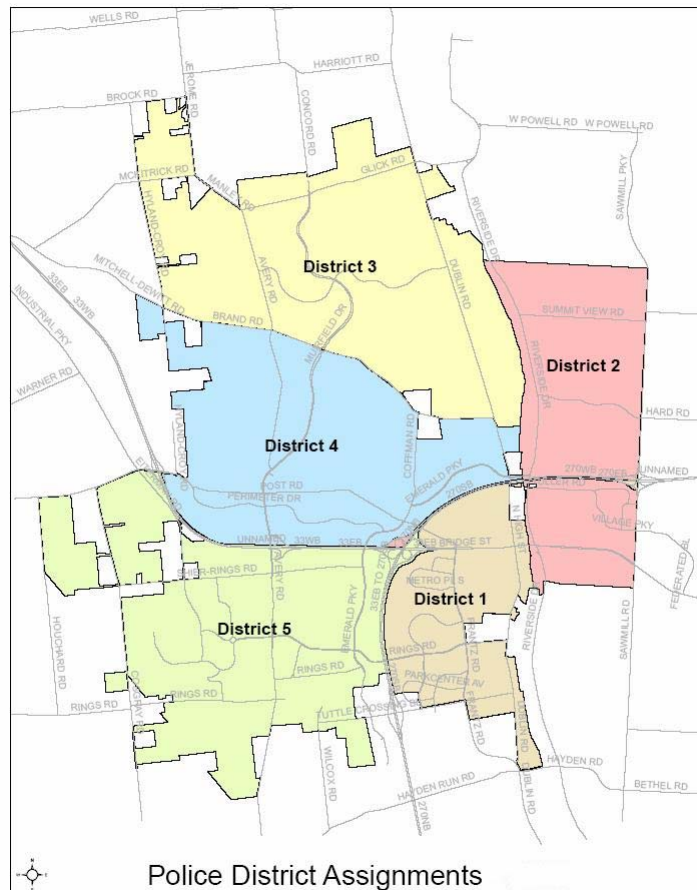
Includes all areas within the city limits that are north of Brand Road and west of the Scioto River. All addresses that are within the city limits on Brand Road including the intersections of Brand Road/Muirfield Drive and Brand Road/Dublin Road are covered by this district.

### District 4

This district includes all areas within the city limits that are south of Brand Road, north of US 33 and west of Interstate I270, Browning Court and Dublin Road. Addresses that are south of Brand Road to the I270 overpass that are within the city limits are part of District 4.

### District 5

This area includes all areas within the city limits that are south of the north edge of US 33 and west of I270. This area also covers both northbound and southbound lanes of I270 between Tuttle Crossing and US 33 and all ramps to and from I270 south of US 33.



**NOTE:** The following is a breakdown of calls for service. They represent initial reports. The number of actual offenses may be different after officer's investigation.

# WORKLOAD ANALYSIS REPORT

## January – March 2007

The January through March 2007 Workload Analysis Report reflects a total of 6,137 calls for service. This figure does not include traffic stops, foot patrols or courtesy cards initiated by officers or activity occurring in District 0 (calls outside city limits/mutual aid). The average response time for calls was five (5) minutes from the time the call was received by our communications technician until the first responding officer arrived on the scene. The average time to reach a disposition and clear the call was twenty-one (21) minutes.

The Workload Analysis Report also allows us to track activity levels by hour by day. We analyze this data to determine our staffing levels for patrol shifts. By reviewing our Workload Analysis Report, you can see that our busiest hour of activity was between 3:00 PM and 4:00 PM. Seven hundred fifty-three (753) calls for service were received during this time frame. The next busiest hour was between 4:00 PM and 5:00 PM when 595 calls for service were received. The ability to obtain this type of data is critical to effectively staff our patrol shifts.

While reviewing this report it is important to note that various factors can influence average response times. "Stacking" of calls where lower priority calls are held so that calls of a more urgent nature can be dispatched and responded to commonly occurs. "Cross dispatching" where an officer is dispatched out of district to a call will also increase response time. Low priority calls that are received during roll call/shift change negate an immediate response from patrol officers thus increasing response times.

As a matter of practice, we like to keep our average response time for all calls occurring inside the City under ten (10) minutes. As previously stated, there are certain incidents where that becomes impossible. However, our goal is realistic and as demonstrated by the January through March 2006 report was met. In an effort to assist the reader in reviewing the Workload Analysis Report the following is a list of some relevant interpretations for review.

### District 1 Totals

1,187	Calls for Service
5	minute average response time
22	minute average time to resolve call

### District 4 Totals

1,561	Calls for Service
5	minute average response time
22	minute average time to resolve call

### District 2 Totals

1,143	Calls for Service
5	minute average response time
22	minute average time to resolve call

### District 5 Totals

1,233	Calls for Service
5	minute average response time
18	minute average time to resolve call

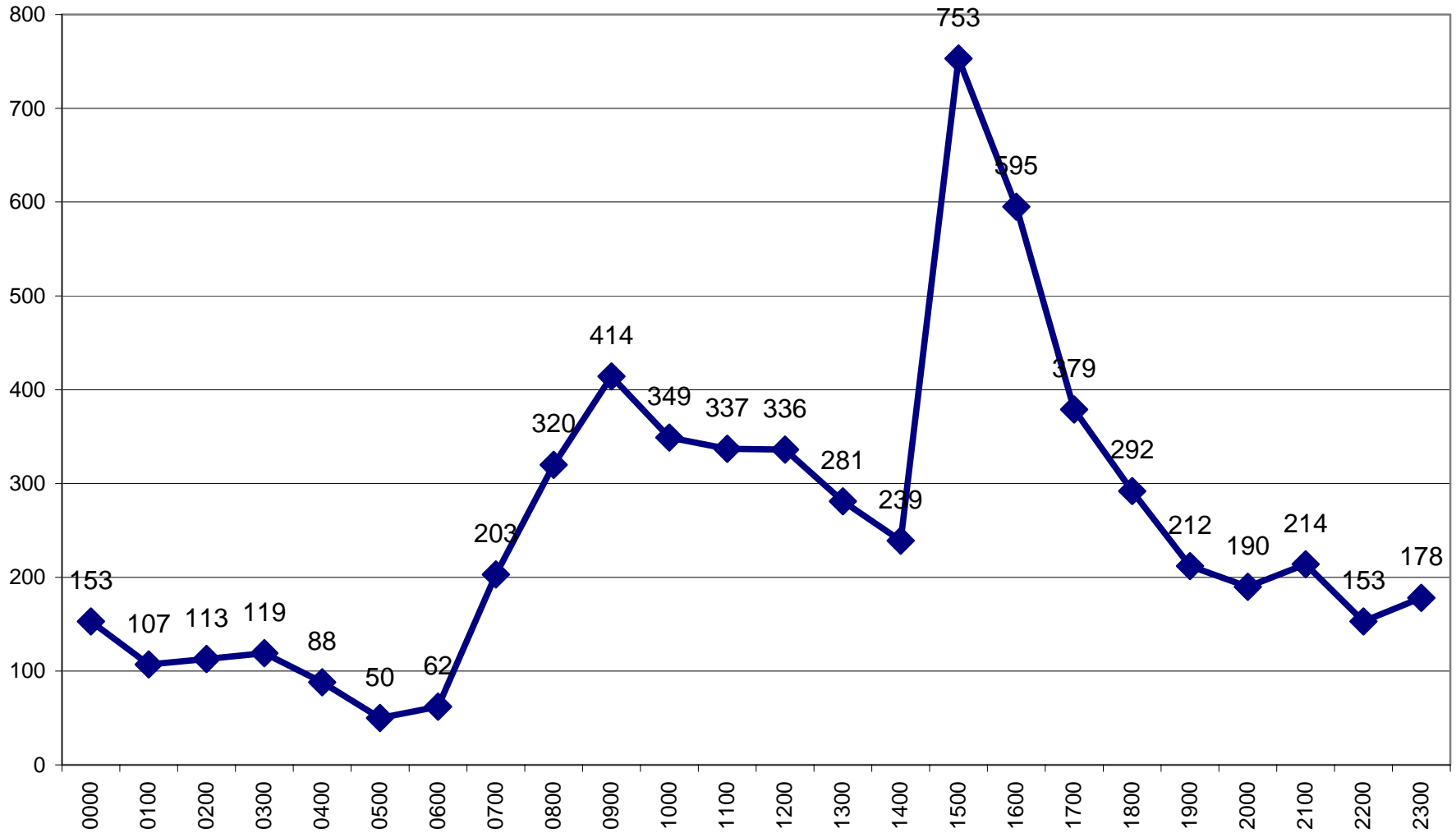
### District 3 Totals

1,013	Calls for Service
6	minute average response time
18	minute average time to resolve call

### Total Calls for Service

6,137	Calls for Service
5	minute average response time
21	minute average time to resolve call

# ***Calls for Service by Time of Day January - March 2007***



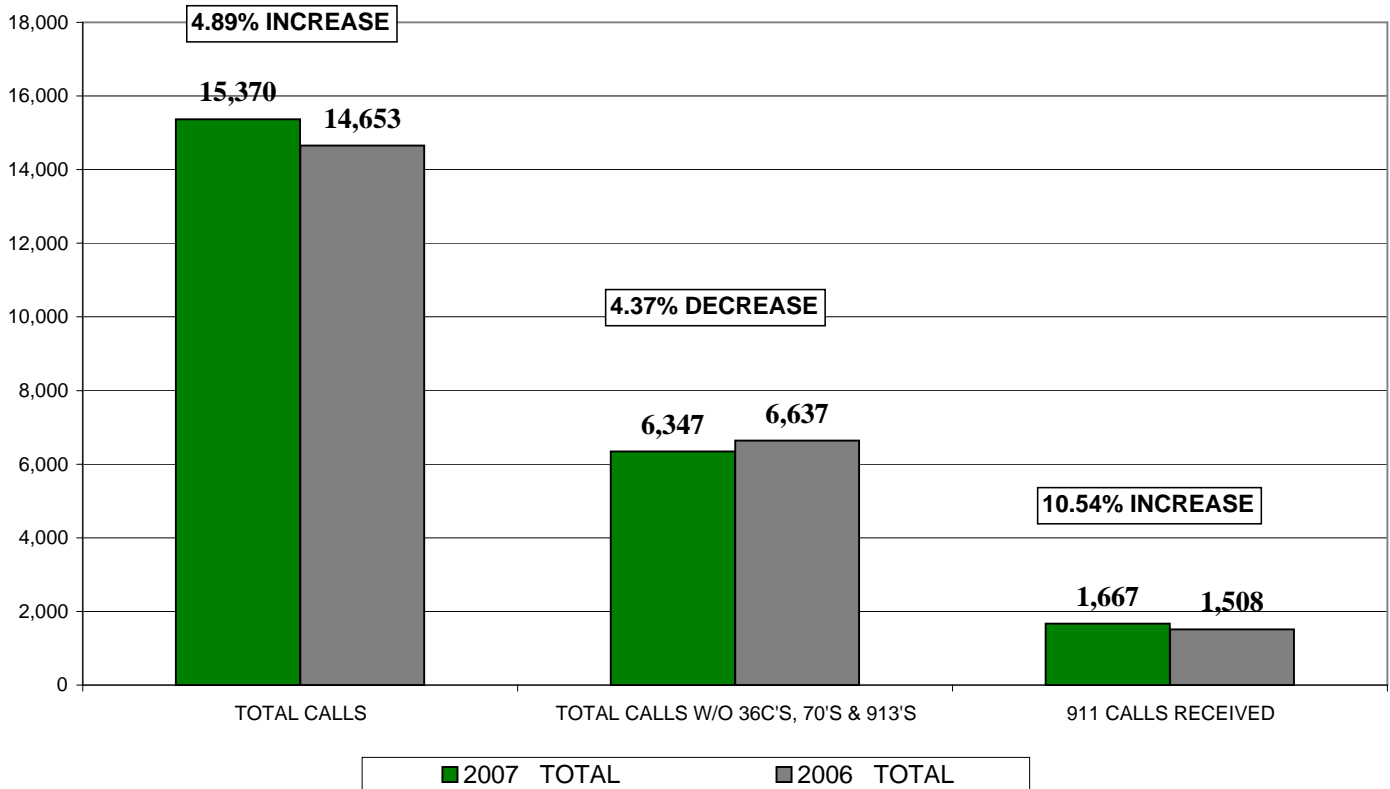
**CALLS FOR SERVICE SUMMARY**  
**JANUARY 1 - MARCH 31, 2007**

CODE# & DESCRIPTION	DISTRICTS					DISTRICT 0	2007 TOTAL	vs.	2006 TOTAL
	001	002	003	004	005	MUTUAL AID OUTSIDE CITY			
2-ACCIDENT	52	60	26	50	83	0	277		189
2A-HIT SKIP	8	6	7	23	13	0	58		36
2P-ACCIDENT PRIV PROP	18	13	1	13	5	0	50		32
4-ACCIDENT INJURY	6	12	6	11	21	0	57		44
4A-HIT SKIP INJURY	1	0	1	0	0	0	2		3
4P-ACCIDENT PRIV PROP INJURY	1	0	0	0	0	0	1		1
4F-ACCIDENT FATAL	0	0	0	0	1	0	1		0
8-ASSAULT	5	4	1	4	0	0	14		18
8A-MENACING THREATS	9	3	3	9	4	0	28		22
8B-TELEPHONE HARASSMENT	6	5	11	11	5	0	38		30
10-ASSIST OTHER UNIT	6	13	4	5	10	0	79		98
12-BURGLARY	9	9	6	19	5	0	48		65
12AL-BURGLAR ALARM	124	131	130	134	108	0	627		603
12B-OPEN DOOR	19	24	8	27	5	0	83		68
13-MISC CALL	16	16	20	82	11	11	156		189
13T-PRISONER TRANSPORT	0	0	0	3	0	0	11		5
13B-BANK ESCORT	0	0	0	0	0	0	0		1
14-FRAUD/BAD CHECK	16	9	12	16	3	0	56		45
15-WARRANT SERVICE	5	3	2	20	3	34	67		44
16-DOA	0	0	0	1	0	0	1		4
16A-DEAD ANIMAL	2	2	5	4	1	0	15		7
18-DOG BITE	0	1	0	0	1	0	2		4
18A-ANIMAL COMPLAINT	3	9	12	16	14	0	55		46
18B-BARKING DOG	1	2	3	4	0	0	10		13
20-DOMESTIC	6	3	15	11	5	0	40		32
22-DROWNING	0	0	0	0	0	0	0		1
24-INTOXICATED PERSON	8	4	1	4	4	0	22		12
24A-OMVI	29	31	6	6	38	0	134		107
26-FIGHT	4	2	1	1	1	0	9		10
28-FIRE RUN	4	1	2	5	6	0	19		10
29-EMS RUN	4	3	3	4	2	0	17		17
30-VICE COMPLAINT	1	0	0	0	0	0	1		2
34-JUVENILE COMPLAINT	9	12	16	34	3	0	75		71
36-THEFT	44	52	19	70	19	0	204		216
36B-FOUND PROPERTY	9	10	6	21	4	0	50		51
36C-COURTESY CARD	504	203	168	554	226	0	1,657		1,632
38-MISSING PERSON	2	0	3	6	1	0	12		17
38A-MISSING PERSON RETURNED	0	1	0	2	0	0	3		3
40-PERSON WITH GUN	0	2	0	0	1	0	3		4
40A-PERSON WITH KNIFE	0	1	0	1	0	0	2		2
42-UNKNOWN CIRCUMSTANCES	3	2	2	2	0	0	9		8
42A-911 HANG UP	55	48	48	45	42	0	238		294
46-PROWLER	0	1	1	4	0	0	6		3
48-RAPE	1	0	1	3	0	0	5		2
48B-SEX OFFENSE	0	0	0	0	0	0	0		5
50-ROBBERY	0	0	0	2	0	0	2		2
50AL-ROBBERY ALARM	12	11	8	12	14	0	57		35
52A-SHOTS FIRED	0	0	0	1	0	0	1		6
56-STOLEN VEHICLE	1	4	0	5	2	0	12		18
56B-RECOVERED STOLEN VEHICLE	2	0	0	1	1	0	4		8
58-SUICIDE	1	0	0	0	0	0	1		0
58A-SUICIDE ATTEMPT	1	0	3	10	1	0	15		12
60A-SUSP VEHICLE	38	37	17	31	9	0	132		241
60-SUSPICIOUS PERSON	73	83	38	82	37	0	317		429
61-HOUSE CHECK	248	213	425	355	370	0	1,611		1,927
61A-EXTRA PATROL	19	14	28	23	6	0	91		108
62-TRAFFIC DETAIL	4	9	1	1	3	0	18		17

**CALLS FOR SERVICE SUMMARY**  
**JANUARY 1 - MARCH 31, 2007**

CODE# & DESCRIPTION	DISTRICTS					DISTRICT 0	2007 TOTAL	VS.	2006 TOTAL
	001	002	003	004	005	MUTUAL AID OUTSIDE CITY			
64-VANDALISM	8	10	12	28	7	0	65		114
70-TRAFFIC VIOLATOR	1,001	405	207	353	955	0	3,046		2,609
72-SPEEDER/RECKLESS DRIVER	10	33	9	25	53	0	163		187
74-DISABLED/MOTORIST ASSIST	85	90	20	44	184	0	450		344
76-VEH BLOCKING	38	29	9	37	28	0	147		88
76A-PARKING COMPLAINT	24	15	12	43	14	0	108		105
78-LOCKOUT	69	44	16	82	35	0	250		209
80-ROADWAY OBSTRUCTION	12	16	2	14	18	0	64		51
90-DISTURBANCE 2 UNITS	35	17	21	35	17	0	125		100
90A-DISTURBANCE 1 UNIT	17	16	6	42	13	0	94		171
913-FOOT PATROL	1,066	911	147	1,732	392	0	4,320		3,775
96-MENTAL	2	2	1	8	0	0	13		5
100-BOMB THREAT	1	0	2	2	0	0	5		0
102-NARCOTICS	1	5	1	7	2	0	17		26
<b>TOTAL CALLS</b>	<b>3,758</b>	<b>2,662</b>	<b>1,535</b>	<b>4,200</b>	<b>2,806</b>	<b>45</b>	<b>15,370</b>		<b>14,653</b>
<b>TOTAL CALLS W/O 36C'S, 70'S &amp; 913'S</b>	<b>1,187</b>	<b>1,143</b>	<b>1,013</b>	<b>1,561</b>	<b>1,233</b>	<b>45</b>	<b>6,347</b>		<b>6,637</b>
<b>911 CALLS RECEIVED</b>							<b>1,667</b>		<b>1,508</b>

**CALLS FOR SERVICE**  
**JANUARY 1, 2007 - MARCH 31, 2007**



**CALLS FOR SERVICE BY SHIFT BY DAY OF WEEK**

JANUARY - MARCH 2007 TOTALS							
SHIFTS	SUN	MON	TUES	WED	THURS	FRI	SAT
1ST	256	343	432	367	345	389	314
2ND	332	394	406	414	363	421	475
3RD	140	126	117	103	124	122	154

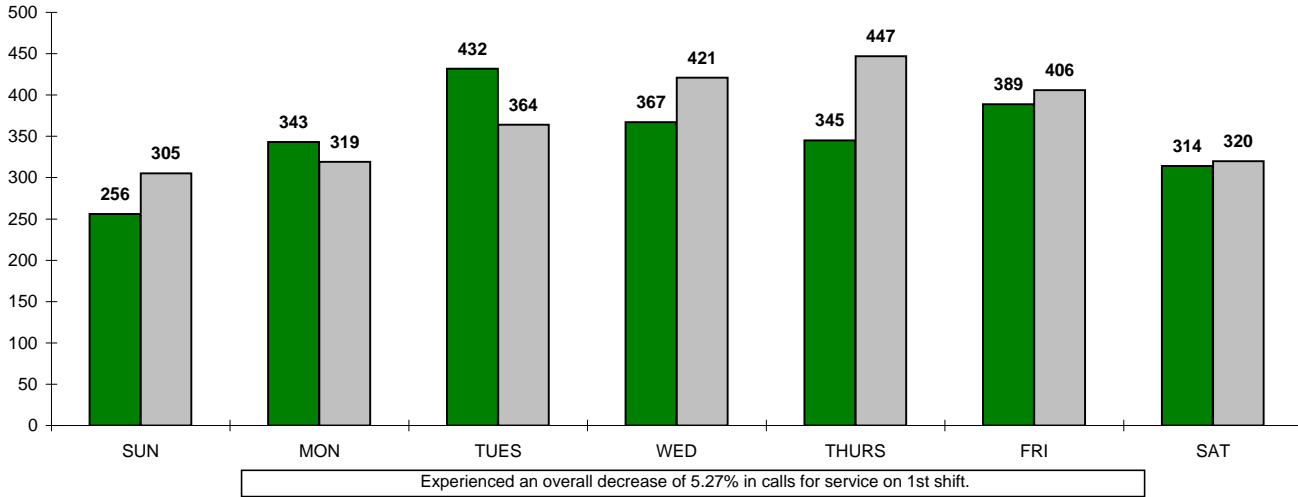
JANUARY - MARCH 2006 TOTALS							
SHIFTS	SUN	MON	TUES	WED	THURS	FRI	SAT
1ST	305	319	364	421	447	406	320
2ND	325	386	424	432	408	461	393
3RD	160	117	115	104	122	174	165

In analyzing our calls for service activity levels for the months of January - March 2007 you will note increases/decreases in some cases. The chart below indicates the percentage of increase or decrease (-) experienced by shift by day of the week.

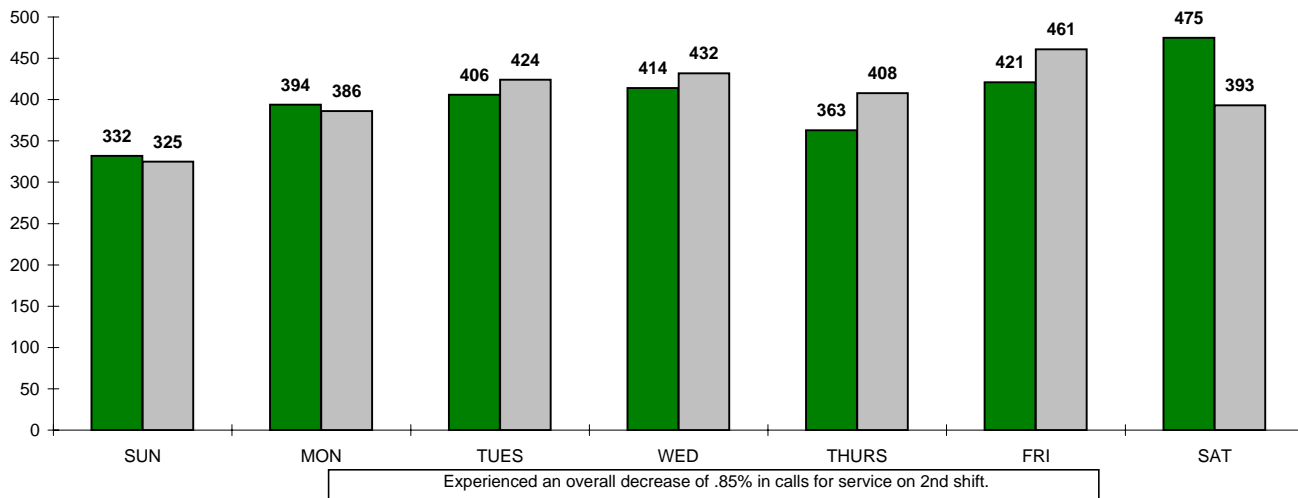
**Note: These figures do not include traffic stops, foot patrols, courtesy cards or calls in District 0.**

PERCENTAGE INCREASES AND DECREASES FOR JANUARY - MARCH 2007 VS. 2006 TOTALS							
SHIFTS	SUN	MON	TUES	WED	THURS	FRI	SAT
1ST	-16%	8%	19%	-13%	-23%	-4%	-2%
2ND	2%	2%	-4%	-4%	-11%	-9%	21%
3RD	-13%	8%	2%	-1%	2%	-30%	-7%

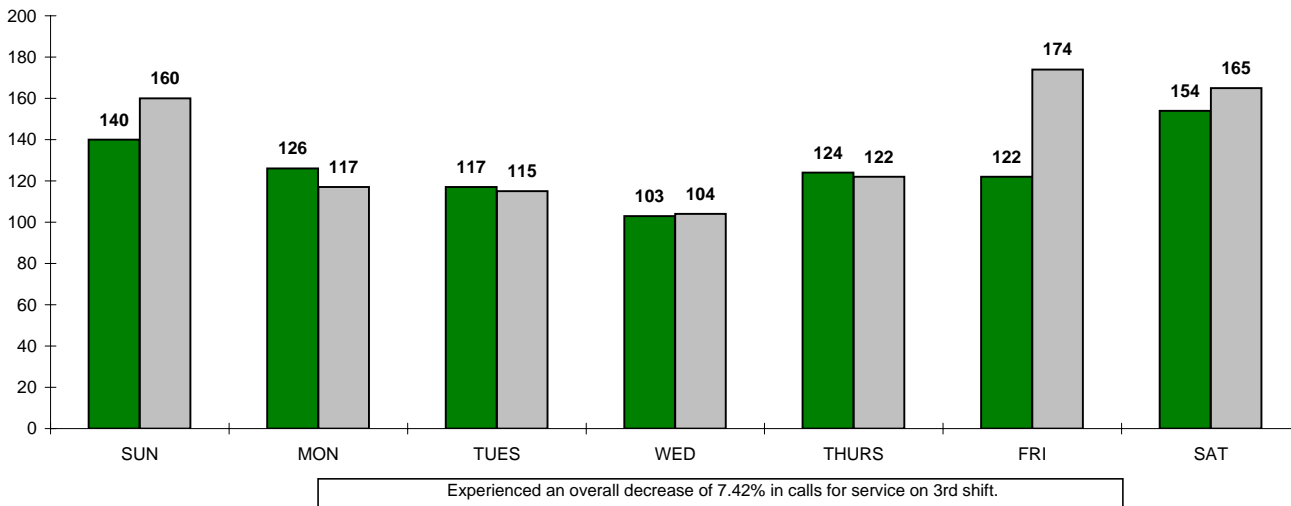
**CALLS FOR SERVICE - FIRST SHIFT**  
**JANUARY 1, 2007 - MARCH 31, 2007**



**CALLS FOR SERVICE - SECOND SHIFT**  
**JANUARY 1, 2007 - MARCH 31, 2007**



**CALLS FOR SERVICE - THIRD SHIFT**  
**JANUARY 1, 2007 - MARCH 31, 2007**



## OFFENSE REPORT SUMMARY

PART I	DEPARTMENT CLASSIFICATION	JAN-MAR 2007 TOTAL	VS	JAN-MAR 2006 TOTAL
	AGG ASSAULT/AGG VEH ASSAULT	0		1
	AGG ROBBERY	1		0
	ATT RAPE	1		0
	ATT ROBBERY	1		0
	ATT THEFT	0		2
	AUTO THEFT	5		7
	B & E	14		27
	BURGLARY	23		19
	DEFRAUDING A LIVERY	1		0
	RAPE	2		2
	ROBBERY	0		2
	THEFT/LARCENY	105		114
	<b>TOTAL</b>	<b>153</b>		<b>174</b>

PART II	DEPARTMENT CLASSIFICATION	JAN-MAR 2007 TOTAL	VS	JAN-MAR 2006 TOTAL
	ABDUCTION	0		1
	AGG MENACING	2		4
	ASSAULT (SIMPLE)	12		12
	BOMB THREAT	2		0
	CHILD ENDANGERING	2		0
	CONT'G TO DELINQ. OF A MINOR	0		1
	COUNTERFEITTING	1		0
	CRIMINAL DAMAGING	11		27
	CRIMINAL MISCHIEF	2		0
	CRIMINAL TRESPASSING	1		1
	DOC	1		9
	DOC/FIGHTING	2		0
	DOC/INTOX	0		2
	DOMESTIC VIOLENCE/ASSAULT	10		6
	DOMESTIC VIOLENCE/MENACING	2		5
	DRUG ABUSE (POSS. OF MARIJUANA)	9		9
	DRUG PARAPHERNALIA (GENERAL)	4		7
	FAILURE TO COMPLY (W/LAWFUL ORDER)	0		1
	FALSIFICATION	1		1
	FORGERY	8		2
	FRAUD	1		5
	IDENTITY THEFT (in jurisdiction)	1		0
	INDECENT EXPOSURE/PUBLIC INDECENCY	0		3
	INDUCING PANIC	4		1
	INTIMIDATION OF A VICTIM, WITN.,ETC	0		1
	MENACING	1		6
	MINOR CONSUMPTION	5		9

## OFFENSE REPORT SUMMARY

PART II	DEPARTMENT CLASSIFICATION	JAN-MAR 2007 TOTAL	VS	JAN-MAR 2006 TOTAL
	MINOR POSSESSION	1		6
	MISUSE CREDIT CARD	1		2
	OBSTRUCTING JUSTICE	1		1
	OPEN CONTAINER	1		1
	PASSING BAD CHECKS	2		5
	RESISTING ARREST	1		0
	RSP	1		1
	SEX OFFENSES	2		2
	STALKING/MENACING BY STALKING	1		0
	TELEPHONE HARASSMENT/HARASSING CALL	13		5
	TRAFFICKING	0		1
	VANDALISM	4		8
	WEAPONS/CCW	3		1
	<b>TOTAL</b>	<b>113</b>		<b>146</b>

OTHER	DEPARTMENT CLASSIFICATION	JAN-MAR 2007 TOTAL	VS	JAN-MAR 2006 TOTAL
	ANIMAL BITE	1		1
	C.I. CONTINUING INVESTIGATION	0		1
	CPO/TPO VIOLATION	4		4
	CURFEW	8		5
	DOA	1		4
	DOMESTIC DISPUTE/INCIDENT ONLY	8		8
	IDENTITY THEFT (not in jurisdictn)	10		6
	INCIDENT	23		32
	MISSING PERSON	3		0
	RUNAWAY (18 YOA OR YOUNGER)	0		4
	SOLICITOR W/O PERMIT	0		1
	SUICIDE	1		0
	SUICIDE ATTEMPT	10		7
	TOBACCO LAW	1		3
	TRUANCY	1		0
	UNAUTHORIZED USE OF MOTOR VEHICLE	1		0
	<b>TOTAL</b>	<b>72</b>		<b>76</b>

**TOTAL OFFENSES**

**338**

**396**

## TRAFFIC ENFORCEMENT SUMMARY

### TRAFFIC CITATIONS - MUNICIPAL CODE

TYPE OF CITATION & SECTION#	JAN-MAR 2007 TOTAL	VS	JAN-MAR 2006 TOTAL
70.02A COMPLIANCE/LAWFUL ORDER	2		0
70.23 TRAFFIC CONTROL DEVICE	86		75
70.28 FLASHING TRAFFIC SIGNAL	1		0
71.01 NO OL-RESTRICT VIOL.	1		0
71.01A2 ALLOW UNLIC. OPERATOR	0		1
71.01C NO OL < 6 MOS.	1		1
71.03 TEMPORARY LICENSE	1		2
71.04 FICTICIOUS LICENSE	1		1
71.05 ALLOW UNAUTH. PERSON	1		0
71.09 DISPLAY OF PLATES	3		9
71.09C FAIL TO REG. VEH.	0		3
71.09F EXP VALIDATION	83		128
71.09G DISPLAY PLATES OF ANOTHER VH	0		1
71.10 OBSTRUCTED PLATES	1		1
71.11 ILLEGAL PLATES	8		6
71.18 DUS: NON-COMPLIANCE	35		25
71.19 NO OPS	95		84
71.20A DUS (DUI)	2		3
71.21A FRA M1	23		27
71.22 FAILURE TO REINSTATE OL	8		4
72.001A DRIVE ON RIGHT HALF ROADWY	0		1
72.007 HAZARDOUS/NO PASSING ZONES	0		1
72.008 ONE WAY STREETS	1		0
72.009 MARKED LANES	26		11
72.010 FOLLOWING TOO CLOSELY	2		0
72.012 ILL TURN @ INTERSEC. MM/M4	0		3
72.014 PROHIBITED U-TURN	5		8
72.015 STARTING & BACKING VEH	4		0
72.016 TURN & STOP SIGNALS	8		18
72.020 STOPPING FOR SCHOOL BUS	0		1
72.030 FAIL TO YIELD	2		1
72.031 RIGHT OF WAY/LEFT	13		11
72.032 STOP SIGNS	11		2
72.035 RIGHT OF WAY/ROADWAY	3		1
72.035A FAIL TO YIELD	1		9
72.057A OBSTRUCTING INTERSECTION	2		0
72.058 FAIL TO CONTROL	36		28
72.058 FULL TIME & ATTENTION	2		3
72.060 SQUEALING TIRES/PEALING	0		2
72.061 DRIVING SIDEWALK/LAWN	3		0
73.01 PHYSICAL CONTROL	0		1
73.01A1 OVI (FORMERLY OMVI)	39		15
73.01A2 OMVI PER SE	4		1
73.01A4 OVI PER SE (OMVI PER SE)	1		1

## TRAFFIC ENFORCEMENT SUMMARY

### TRAFFIC CITATIONS - MUNICIPAL CODE

TYPE OF CITATION & SECTION#	JAN-MAR 2007 TOTAL	VS	JAN-MAR 2006 TOTAL
73.01AH OVI .17% >	1		0
73.02A RECKLESS OPERATION	3		2
73.02B RECKLESS OPERATION-PRIV PROP	1		1
73.15 SPEED/ACDA	1,392		1,001
73.30 STOPPING AFTER ACCIDENT	5		3
73.31 STOPPING AFTER INJURY ACCID	4		1
74.01 UNSAFE VEHICLE	0		1
74.03 TWO HEADLIGHTS ON VEH	0		1
74.04 TAILLIGHT(S)OR PLATE LIGHT	3		3
74.13 LIGHTS DISPLAYED	7		3
74.14 HEADLIGHTS REQUIRED	2		2
74.20 MUFFLERS/XCESS SMOKE-GAS	1		1
74.26 CHILD RESTRAINTS	1		2
74.27B1 SEATBELT - DRIVER	61		47
74.28 WINDOW TINT	1		1
74.47 DROPPING/LEAKING LOADS/MUD	2		0
MISCELLANEOUS CITATION	2		10
<b>TOTAL</b>	<b>2,001</b>		<b>1,568</b>

### TRAFFIC CITATIONS - OHIO REVISED CODE

TYPE OF CITATION & SECTION#	JAN-MAR 2007 TOTAL	VS	JAN-MAR 2006 TOTAL
4503.11 EXP REGISTRATION	2		4
4503.21 DISPLAY LICENSE/VALIDATION	2		0
4507.02 VALID DRIVERS LICENSE	1		0
4507.02A1 DRIVE W/O VALID OP LIC.	1		2
4507.02B1 DUS/REVOCAION	1		3
4510.11 DUS/REVOCAION	3		0
4510.12 NO OPER LICENSE	9		24
4510.14 DRIVE W/O VALID OP LIC.	1		0
4510.16A DUS/FRA	3		2
4511.12 TRAFFIC CONTROL DEVICE	2		6
4511.192A OP UNDER OMVI SUSPENSION	1		2
4511.19A1 OMVI IMPAIRED	21		6
4511.19A2 OVI - REFUSED BREATH TEST	4		0
4511.19A3 OMVI PER SE-BREATH	5		2
4511.20 RECKLESS OPERATION	0		1
4511.202 FAIL TO CONTROL	3		1
4511.21 SPEED/ACDA	3		1
4511.33 MARKED LANES	8		1
4511.35 DIVIDED ROADWAYS	1		0
4511.36 IMPROPER TURNS	1		2
4511.39 FAIL TO SIGNAL	0		0

## TRAFFIC ENFORCEMENT SUMMARY

### TRAFFIC CITATIONS - OHIO REVISED CODE

TYPE OF CITATION & SECTION#	JAN-MAR 2007 TOTAL	VS	JAN-MAR 2006 TOTAL
4511.45 RIGHT OF WAY-PUBLIC VEH.	1		2
4513.03 LIGHTED LIGHTS REQ'D	1		1
4513.05 HEADLIGHTS	0		1
4513.22 MUFFLER/EXCESSIVE SMOKE	0		17
4519.021 FICT. PLATES (CTRFT/UNLAW)	0		11
4549.021 LEAVING SCENE OF ACCIDENT	1		4
4549.03A HIT/SKIP PRIVATE PROP.	1		1
<b>TOTAL</b>	<b>76</b>		<b>94</b>

### PARKING CITATIONS

TYPE OF CITATION & SECTION#	JAN-MAR 2007 TOTAL	VS	JAN-MAR 2006 TOTAL
76.02F HANDICAP PARKING	3		5
76.01 CERTAIN AREAS PROHIBITED	9		8
76.26B PARKING IN FIRELANE	4		8
76.11 MAX. STREET PARKING	1		0
76.05 UNATTENDED VEHICLE	0		1
76.02 PARALLEL PARKING	2		0
<b>TOTAL</b>	<b>19</b>		<b>22</b>

**TOTAL CITATIONS**

**2,096**

**1,684**

### CRIMINAL CHARGES SUMMARY

CHARGE	JAN-MAR 2007 TOTAL	VS	JAN-MAR 2006 TOTAL
ASSAULT	1		0
CPO/TPO VIOLATION	1		2
CRIMINAL TRESPASS	1		0
DOC	1		0
DRUG ABUSE - MARIJUANA	4		1
DRUG PARAPHERNALIA	6		0
FALSIFICATION	1		0
INDECENT EXPOSURE/PUBLIC INDECENCY	0		2
LIQUOR LAWS/LIQUOR CONSUMP MV	0		1
MINOR CONSUMPTION	3		6
MINOR POSSESSION	4		4
OBSTRUCTING OFFICIAL BUSINESS	1		0
OPEN CONTAINER	2		0
SOLICITOR W/O PERMIT	0		1
THEFT-LARCENY/NON MOTOR VEHICLE	1		2
<b>TOTAL</b>	<b>26</b>		<b>19</b>

## ADULT ARREST SUMMARY

ACTUAL NUMBER OF ADULTS ARRESTED	JAN-MAR 2007 TOTAL	VS	JAN-MAR 2006 TOTAL
<b>TOTAL</b>	110		102

BREAKDOWN OF CHARGES	JAN-MAR 2007 TOTAL	VS	JAN-MAR 2006 TOTAL
AGG MENACING	1		0
ALL OTHER OFFENSES EXCEPT TRAFFIC	0		1
ASSAULT	1		0
BURGLARY/B&E	0		2
CHILD ENDANGERING	2		0
CONT'G TO DELINQ. OF MINOR	0		1
CPO/TPO VIOLATION	1		1
DOC	0		1
DOC/INTOX	0		2
DOMESTIC VIOLENCE/ASSAULT	5		4
DOMESTIC VIOLENCE/MENACING	2		5
DRUG ABUSE - MARIJUANA	1		3
DRUG PARAPHERNALIA	2		6
DUS	14		28
FALSIFICATION	0		2
FLEEING	1		1
FORGERY AND COUNTERFEITING	2		2
FTA ARREST/WARRANT	41		40
IMPROPER HANDLING OF FIREARMS	1		0
MINOR CONSUMPTION	0		1
MINOR POSSESSION	1		0
OBSTRUCTING OFFICIAL BUSINESS	1		2
OPEN CONTAINER	0		1
OVI (DUI, OMVI, etc)	50		25
OVI PER SE (aka OMVI PER SE)	19		10
OVI REFUSAL	7		6
PASSING BAD CHECKS	1		1
PHYSICAL CONTROL	1		1
PUBLIC INDECENCY	0		1
RSP	2		2
STALKING/MENACING BY STALKING	1		0
THEFT-LARCENY/NON MOTOR VEHICLE	1		4
WEAPONS:CCW, POSSESSING, ETC.	1		1
<b>TOTAL</b>	<b>159</b>		<b>154</b>

## JUVENILE ARREST SUMMARY

ACTUAL NUMBER OF JUVENILES ARRESTED	JAN-MAR 2007 TOTAL	VS	JAN-MAR 2006 TOTAL
<b>TOTAL</b>	55		85

BREAKDOWN OF CHARGES	JAN-MAR 2007 TOTAL	VS	JAN-MAR 2006 TOTAL
AGG MENACING	3		1
ASSAULT	5		2
ATT THEFT	0		2
AUTO VEHICLE THEFT	1		0
COUNTERFEITTING	1		0
CRIMINAL DAMAGING	0		1
CRIMINAL MISCHIEF	1		0
CURFEW AND LOITERING LAW VIOLATIONS	15		23
DISCHARGING FIREARMS	1		0
DOC	3		10
DOC/FIGHTING	4		0
DOMESTIC VIOLENCE/ASSAULT	2		1
DRUG ABUSE - MARIJUANA	5		6
DRUG PARAPHERNALIA	4		8
ETHNIC INTIMIDATION	0		1
FALSIFICATION	1		2
FORGERY AND COUNTERFEITING	0		1
INDUCING PANIC	2		0
LIQUOR LAWS	1		0
MINOR CONSUMPTION	11		14
MINOR POSSESSION	2		11
OBSTRUCTING OFFICIAL BUSINESS	1		3
OVI (DUI, OMVI, etc)	0		3
OVI PER SE (aka OMVI PER SE)	0		2
RECKLESS OP IN MOTOR VEHICLE	0		1
RESISTING ARREST	1		0
RSP	1		4
SALE MARIJUANA	0		1
SEX OFFENSES (except Rape & prost.)	0		2
TELEPHONE HARASSMENT/HARASSING CALL	0		2
THEFT-LARCENY/NON MOTOR VEHICLE	5		7
TOBACCO LAW	2		4
WEAPONS:CCW, POSSESSING, ETC.	1		0
<b>TOTAL</b>	<b>73</b>		<b>112</b>

## ACCIDENTS

<b>TYPE OF ACCIDENT</b>	<b>JAN-MAR 2007 TOTAL</b>	<b>VS.</b>	<b>JAN-MAR 2006 TOTAL</b>
FATAL	1		0
FATAL PRIVATE PROPERTY	0		0
PROPERTY DAMAGE	109		101
HIT SKIP	6		2
PRIVATE PROPERTY	18		20
PRIVATE PROPERTY HIT SKIP	2		0
INJURY ACCIDENT	58		44
INJURY HIT SKIP	1		0
PRIVATE PROPERTY INJURY	0		1
PRIVATE PROPERTY INJURY HIT SKIP	0		0
<b>TOTALS</b>	<b>195</b>		<b>168</b>

## ACCIDENT ANALYSIS

### January - March 2007

January 1, 2007 through March 31, 2007 there were 195 reported traffic accidents, resulting in an average 2.17 accidents/day. Compared to 2006, accidents increased 16.07% (2007 = 195; 2006 = 168).

Personal injury accidents (60; one which was a fatality) accounted for 30.77% of the total. Property damage accidents accounted for the majority of our activity with 115 reports being filed (58.97%). Private property collisions accounted for 20 (10.26%) reports being filed.

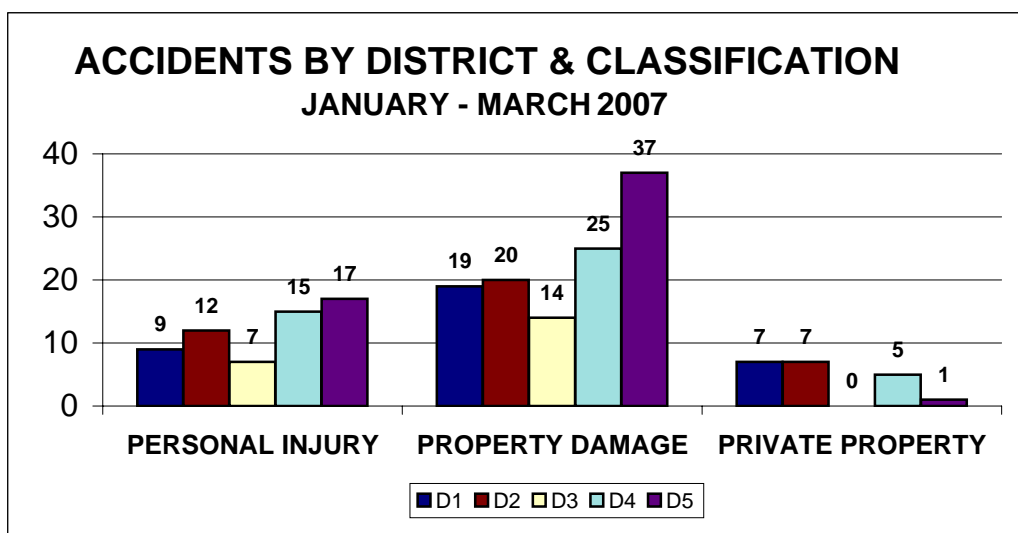
District 5 experienced the majority of accidents (55 or 28.20%). The second district with the most activity was District 4 (45 accidents or 23.08%). There were 35 collisions in District 1 (17.95%), 39 collisions in District 2 (20.00%) and in District 3, 21 accidents (10.77%). The busiest day of the week for accident activity for the reporting period was Monday with 38 accidents (19.49%) reported. The second busiest day was Friday with 35 accidents (17.95%) reported. Accident activity for the remaining days of the week were as follows: Sunday = 22 (11.28%); Tuesday = 31 (15.90%); Wednesday = 28 (14.36%); Thursday = 22 (11.28%); and Saturday = 19 (9.74%).

The most frequent contributing factor was Following Too Closely, which accounted for 54 or 27.69% of the accidents. The next most recurrent contributing factor was Failure to Control accounting for 41 or 21.03% of the accidents for the reporting period. The busiest time of day for accident activity was between 7AM - 8AM with 21 (10.77%) accidents.

Two (2) crashes were identified as having been alcohol related (1.03%). The drivers in these accidents were arrested and charged with OVI. One hundred thirty-five (135) citations were issued to at fault drivers as a result of their accidents (69.23%).

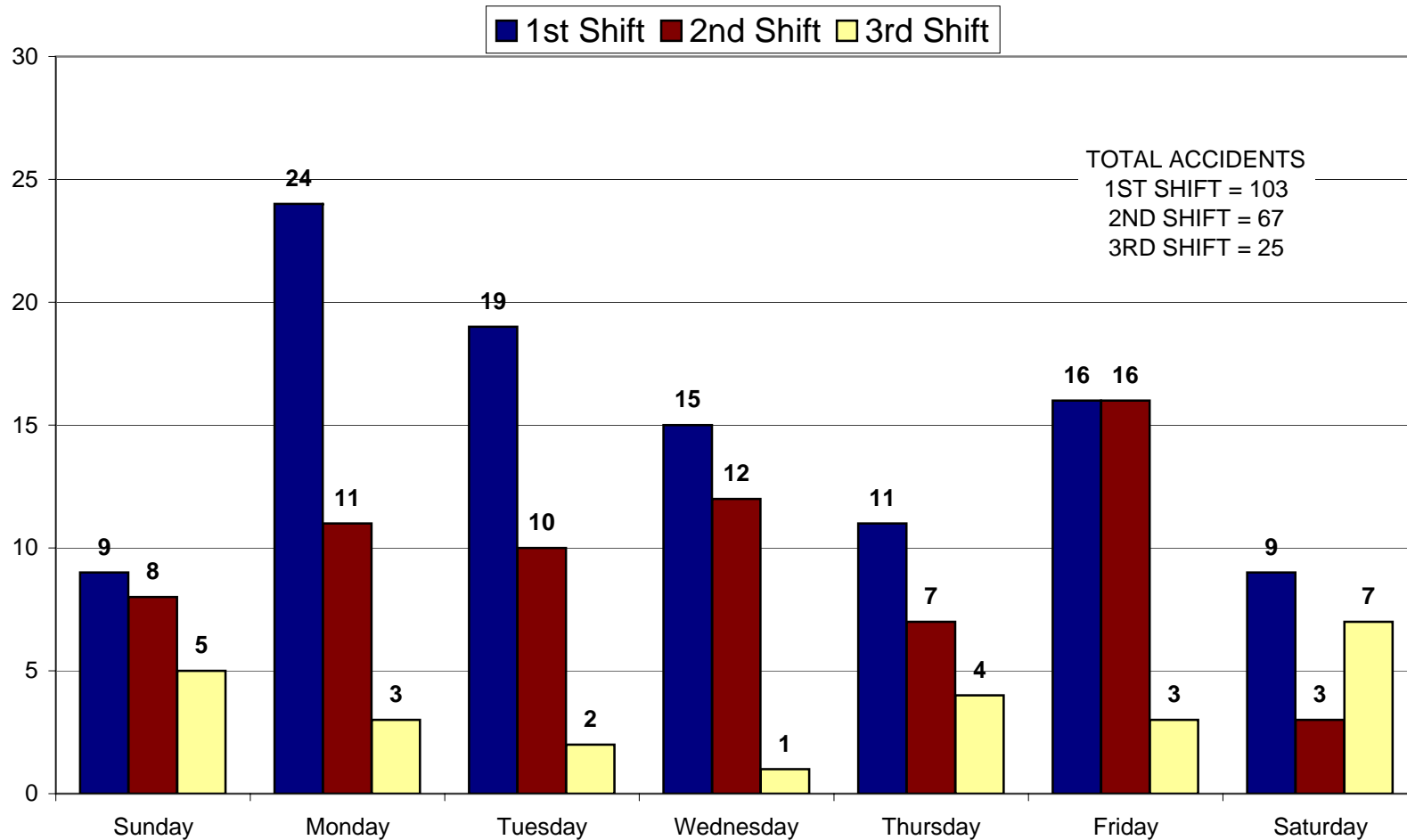
### ACCIDENTS BY DISTRICT & CLASSIFICATION

DISTRICT	PERSONAL INJURY	PROPERTY DAMAGE	PRIVATE PROPERTY	TOTAL
D1	9	19	7	35
D2	12	20	7	39
D3	7	14	0	21
D4	15	25	5	45
D5	17	37	1	55
<b>TOTAL</b>	<b>60</b>	<b>115</b>	<b>20</b>	<b>195</b>



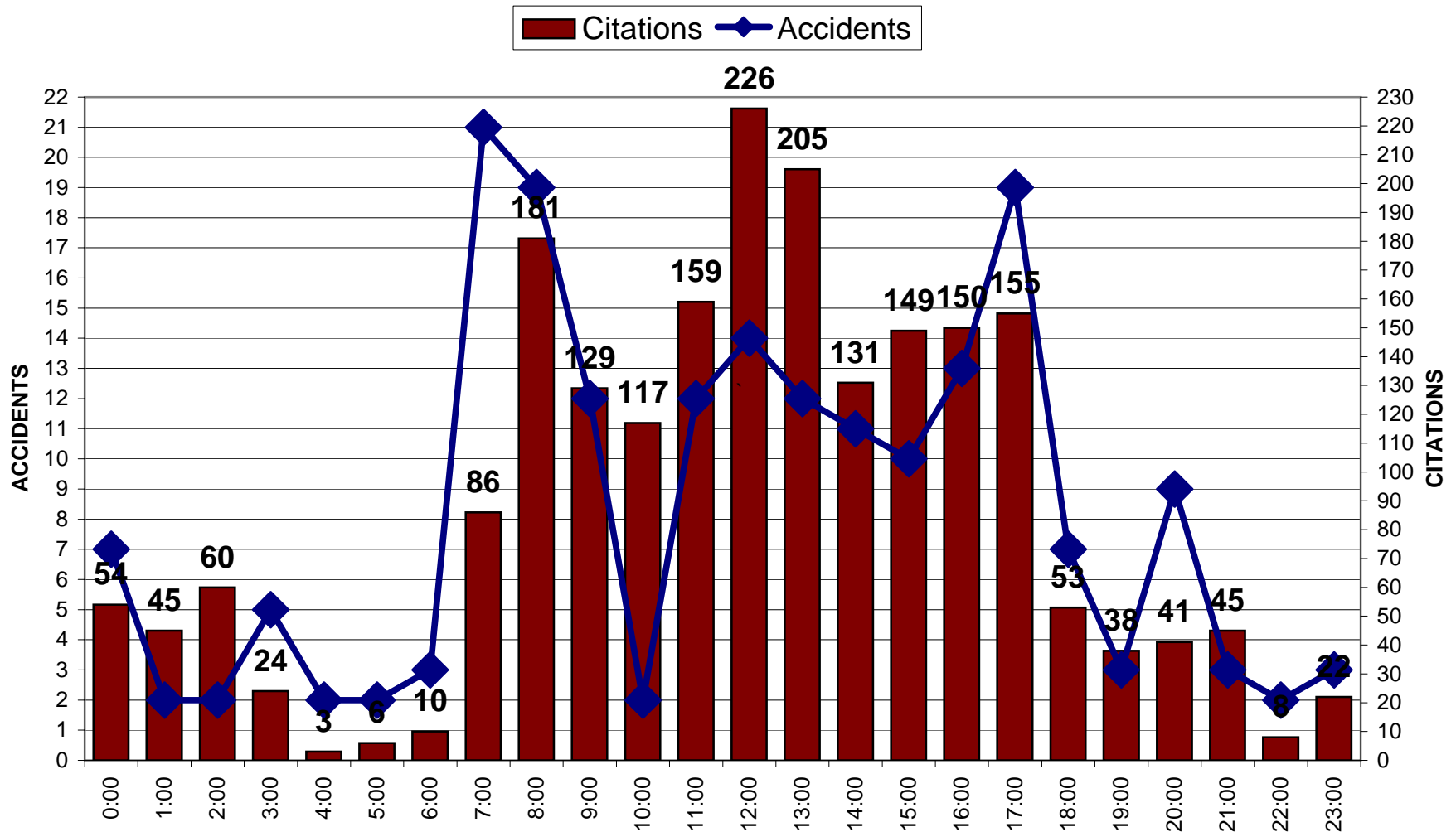
# ACCIDENTS BY DAY OF WEEK & SHIFT

JANUARY 1 - MARCH 31, 2007



# ACCIDENTS & CITATIONS BY HOUR

JANUARY 1 - MARCH 31, 2007



# DETECTIVE SECTION

January – March 2007

## CASE MANAGEMENT SUMMARY

Category	Jan	Feb	Mar	2007 YTD
A. Cases for the Reporting Period:	95	67	118	280
B. New Cases Assigned for the Reporting Period:	10	20	11	41
C. Cases Assigned/Investigated by Patrol for the Reporting Period:	9	9	9	27
D. Cases Initially Inactivated for the Reporting Period:	29	7	24	60
E. Cases Active at the Start of the Reporting Period (Old Cases):	19	21	32	---
F. Cases Cleared for the Reporting Period:	8	9	17	34
1. Unfounded:	0	0	0	0
2. Inactive:	6	4	8	18
3. Cleared by Arrest/Charges Filed (Adult):	2	1	2	5
4. Cleared by Arrest/Charges Filed (Juvenile):	0	0	1	1
5. Exceptionally Cleared (Adult):	0	1	2	3
6. Exceptionally Cleared (Juvenile):	0	0	0	0
7. Administratively Closed:	0	3	4	7
G. Active Cases at the End of the Reporting Period:	21	32	26	---

Total successfully cleared cases year to date = 26%

## ORGANIZED CRIME AND VICE

Organized Crime and Vice	Jan	Feb	Mar	2007 YTD
Prostitution Cases for the Reporting Period:	0	0	0	0
Illegal Gambling Cases for the Reporting Period:	0	0	0	0
Illegal Use/Sale of Alcohol Cases/Charges for the Reporting Period:	5	5	4	14
Drug Related Cases/Charges for the Reporting Period:	3	5	12	20
Detective Bureau Initiated Drug Cases	0	0	0	0

## JUVENILE CASE REFERRAL FUNCTION

Category	Jan	Feb	Mar	2007 YTD
A. Juvenile Case Referrals forwarded to the Juvenile Function for the Reporting Period:	20	12	15	47
B. Juvenile Case Referrals Active at the Start of the Reporting Period (Old):	9	6	5	---
C. Juvenile Case Referrals Active at the End of the Reporting Period:	8	5	11	---
D. Juvenile Case Referral Dispositions:	21	13	9	43
1. Diversion/Office Level:	10	6	5	21
2. Juvenile Charges Filed:	7	3	2	12
3. No Further Action:	4	4	2	10
4. Referral to Other Agency:	0	0	0	0
5. Missing Persons/Runaways:	0	1	1	2

# COMMUNITY EDUCATION UNIT

January – March 2007

**Current concerns voiced by the community through civic association meetings, e-mail, phone calls, etc:**

In the first quarter of 2007 we received several inquiries via e-mail and telephone.

The most common inquiries were;

1. Request for services, i.e., tours of the Dublin Justice Center, Speaker/Activity Requests.
2. General law enforcement questions.

**Potential problems identified that have a bearing on law enforcement activities:**

None

**Recommended actions that address previously identified concerns and problems:**

Continued education and prevention efforts.

**Progress made towards addressing previously identified concerns and problems:**

**(Also see progress on goals and objectives)**

Prevention and patrol efforts directed toward reducing the thefts.

Traffic enforcement efforts addressing targeted areas.

Education programs delivered on schedule to schools and community groups.

**Community Relations and Crime Prevention Events:**

Participated in 37 Extra Curricular Events

Completed 15 Personal Defense Programs (PDP) for local groups.

Delivered the “Street Safe” Program for juvenile traffic offenders.

Delivered Safe Escape Program at Dublin Community Recreation Center

Conducted 1 CyberSafe Presentation

**Neighborhood Watch Program:**

None

**Operation KidPrint and Block Parent Programs:**

None

**Speaker’s Bureau Commitments**

10 Speaker/Activity Requests completed

**Personal Defense Program:**

Completed 15 programs for local groups.

**Operation Gunlock:**

Gunlocks distributed at community events.

# QUALITY OF SERVICE SURVEY

January – March 2007

CALLS FOR SERVICE SURVEY							
Question	Strongly Agree	Somewhat Agree	Agree	Somewhat Disagree	Strongly Disagree	Don't Know	N/A
1. Any on-going investigation of your situation has been thoroughly and professionally handled.	9	0	3	0	2	0	4
2. Your situation was handled within a reasonable amount of time.	10	1	4	1	2	0	0
3. The level of service received met your expectations.	12	0	2	1	2	1	0
4. The services provided were responsive to your situation and helpful.	10	2	3	0	2	1	0
5. Your overall perception of the Dublin Division of Police is positive.	13	0	4	0	1	0	0
6. The efforts of the Dublin Police have made the city a safer place to live and work.	11	1	2	0	1	2	1
7. Neighborhood Watch and other crime prevention activities are important.	13	1	3	0	0	1	0
8. The Dublin Division of Police adequately publicizes the safety and crime prevention programs offered to the community.	11	1	2	2	0	1	1
<b>Total Sent</b>	<b>100</b>						
<b>Total Received</b>	<b>18</b>						
<b>Comments:</b> "The Dublin Police issue too many traffic tickets. Some situations don't need tickets, especially those people who just moved in." "A gun was pulled on my wife and three children and nothing was done to this guy."							

TRAFFIC STOP SURVEY							
Question	Strongly Agree	Somewhat Agree	Agree	Somewhat Disagree	Strongly Disagree	Don't Know	N/A
1. The officer(s) were professional and courteous during the traffic stop.	9	1	1	0	1	0	0
2. The traffic stop was reasonable and it was clear why you were stopped.	6	3	1	1	1	0	0
3. The officer(s) explained the reason for the stop and answered questions.	9	0	2	1	0	0	0
4. The officer(s) explained the citation and court/payment procedures.	8	2	1	1	0	0	0
5. The amount of time the traffic stop lasted was reasonable.	8	3	0	0	1	0	0
<b>Total Sent</b>	<b>100</b>						
<b>Total Received</b>	<b>12</b>						
<b>Comments:</b> "Officer was very abrupt, when I tried to explain my actions" "When merging in traffic people are not usually watching the speed limit signs"							