

**City of Dublin
Division of Police**

**Quarterly
Activity
Report**

**January –
March 2008**

DUBLIN DIVISION OF POLICE

ACTIVITY SUMMARY

January – March 2008

Calls for Service:

Total Calls for Service: 14,471	Total Calls w/o Foot Patrol, Traffic Stops & Courtesy Calls*: 5,979				
Calls by District					
District 1	District 2	District 3	District 4	District 5	District 0 •
3,440	3,041	1,376	3,866	2,412	336
1,134*	1,136*	948*	1,428*	1,116*	217*
<i>911 Calls:</i> 5,525					
Workload Analysis Information for <u>Districts 1 through 5*</u>					
<i>Total Calls for Service:</i> 5,762					
<i>Average Response Time:</i> 5 minutes					
<i>Average Total Time to Handle Calls:</i> 23 minutes					
*does not include traffic stops, foot patrols & courtesy calls					
• this district tracks all mutual aid calls to other jurisdictions or activity that occurs outside the city					

Offense Reports:

Part I Crimes: 172	Part II Crimes: 156	Other: 86
Total Offense Reports for January – March 2008: 414		

Traffic & Criminal Citations

Traffic Total: 1,641	Criminal Total: 29
Municipal Code: 1,527	
Ohio Revised Code: 98	
Parking Citations: 16	

Arrests:

Number of Adults Arrested: 106	Number of Juveniles Arrested: 64
Total Persons Arrested January – March 2008: 170	

Arrest Charges:

Adult: 156	Juvenile: 85
Total Charges January – March 2008: 241	

Accidents Reports:

Property Damage: 163	Injury: 66 (3 fatalities)	Private Property: 57
Total Accident Reports January – March 2008: 286		

Please see remainder of report for more detailed information.

Authorized Strength – 2008

Full-Time Personnel

STAFFING TABLE	SWORN Authorized 69					CIVILIAN Authorized 25					
	Chief	Lt	Sgt	Cpl	Police Officer	Tech Svcs Comm	Comm Supvsr	Comm Tech	Admin Spec	Staff Asst	Office Asst
Number Authorized	1	2	7	6	53	1	2	15	1	1	5
Number Actual	1	2	7	6	49*	1	2	13*	1	1	4*
Office of the Chief	1								1		
Operations Bureau											
Commander		1									
Patrol Sergeant			3								
Traffic Unit Sgt			1								
Corporal				6							
Patrol Officer					27*						
Canine Officer					1						
Crime Analysis Officer					1						
Traffic Unit Officer					4						
Officer(s) in Training					4						
Services Bureau											
Commander		1									
Detective Sergeant			1								
Detective					3						
Juvenile Officer					1						
Community Ed Unit Sgt			1								
Community Ed Unit Officer					8						
Staff Assistant										1	
Technical Services Bureau											
Commander						1					
Training/Accreditation Sgt			1								
Communications Supervisor							2				
Communications Technician								13*			
Property Technician											1
Office Assistant											3*

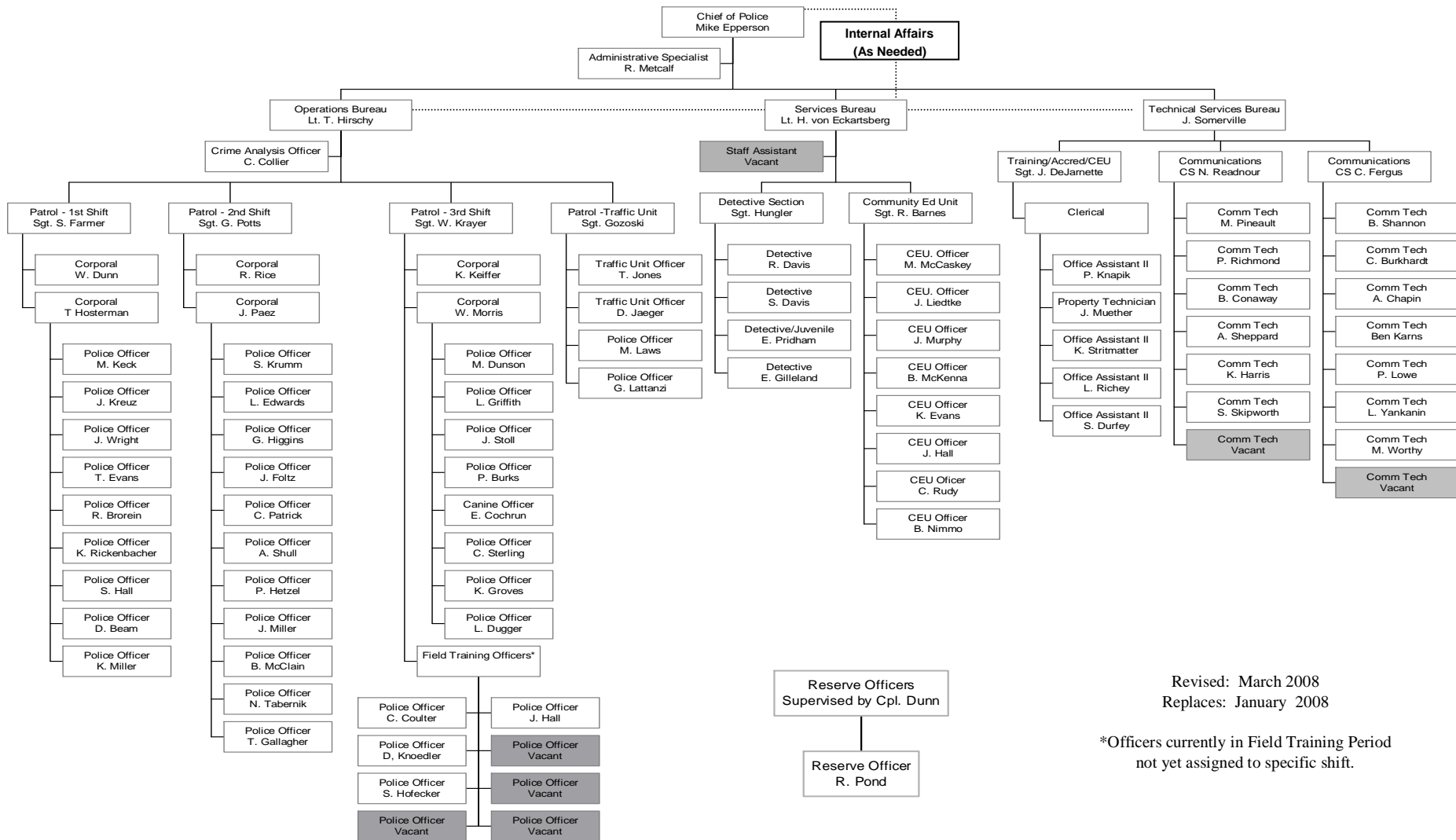
*below authorized staffing level

Reserves

Number Authorized	10
Number Actual	1*
Reserve Officer	1*

City of Dublin - Division of Police

Organizational Chart - Standard 11.1.2



Revised: March 2008
Replaces: January 2008

*Officers currently in Field Training Period
not yet assigned to specific shift.

DIVISION ACTIVITY

CALLS FOR SERVICE

District 1

Includes all areas within the city limits that are south and east of Interstate 270 and west of the Scioto River. Also includes I270 northbound from US 33 westbound ramp up to Sawmill Road.

District 2

Includes all areas within the city limits that are east of the Scioto River, west of Sawmill Road, south of the Delaware County Line and north of Martin Road. Also includes I270 westbound from Sawmill Road to US 33 and the ramp from I270 southbound to US 33 westbound.

District 3

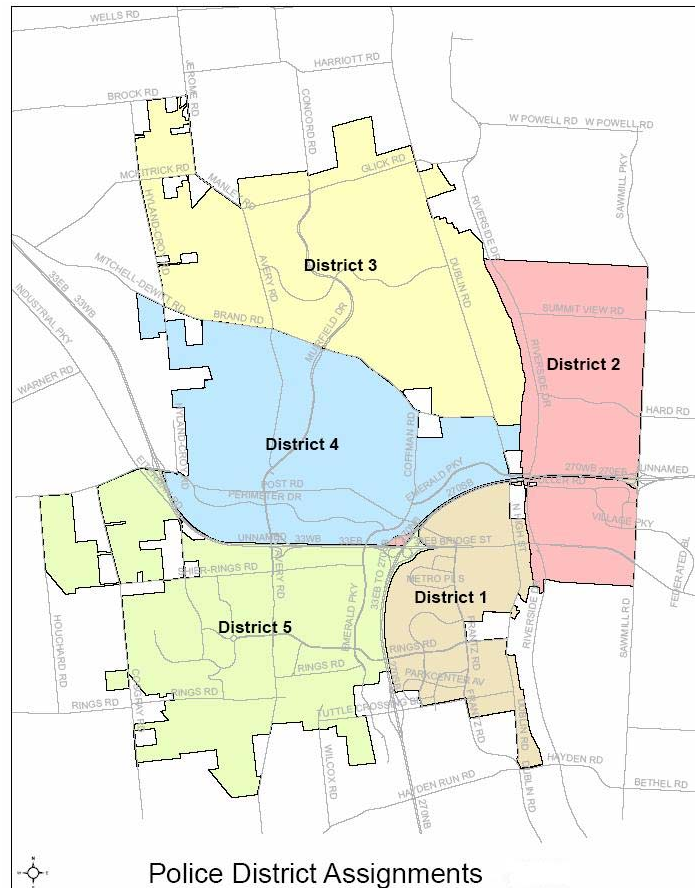
Includes all areas within the city limits that are north of Brand Road and west of the Scioto River. All addresses that are within the city limits on Brand Road including the intersections of Brand Road/Muirfield Drive and Brand Road/Dublin Road are covered by this district.

District 4

This district includes all areas within the city limits that are south of Brand Road, north of US 33 and west of Interstate I270, Browning Court and Dublin Road. Addresses that are south of Brand Road to the I270 overpass that are within the city limits are part of District 4.

District 5

This area includes all areas within the city limits that are south of the north edge of US 33 and west of I270. This area also covers both northbound and southbound lanes of I270 between Tuttle Crossing and US 33 and all ramps to and from I270 south of US 33.



NOTE: The following is a breakdown of calls for service. They represent initial reports. The number of actual offenses may be different after officer's investigation.

WORKLOAD ANALYSIS REPORT

January – March 2008

The January through March 2008 Workload Analysis Report reflects a total of 5,762 calls for service. This figure does not include traffic stops, foot patrols or courtesy cards initiated by officers or activity occurring in District 0 (calls outside city limits/mutual aid). The average response time for calls was five (5) minutes from the time the call was received by our communications technician until the first responding officer arrived on the scene. The average time to reach a disposition and clear the call was twenty-three (23) minutes.

The Workload Analysis Report also allows us to track activity levels by hour by day. We analyze this data to determine our staffing levels for patrol shifts. By reviewing our Workload Analysis Report, you can see that our busiest hour of activity was between 9:00 AM and 10:00 AM. Five hundred forty-six (546) calls for service were received during this time frame. The next busiest hour was between 3:00 PM and 4:00 PM when 503 calls for service were received. The ability to obtain this type of data is critical to effectively staff our patrol shifts.

While reviewing this report it is important to note that various factors can influence average response times. "Stacking" of calls where lower priority calls are held so that calls of a more urgent nature can be dispatched and responded to commonly occurs. "Cross dispatching" where an officer is dispatched out of district to a call will also increase response time. Low priority calls that are received during roll call/shift change negate an immediate response from patrol officers thus increasing response times.

As a matter of practice, we like to keep our average response time for all calls occurring inside the City under ten (10) minutes. As previously stated, there are certain incidents where that becomes impossible. However, our goal is realistic and as demonstrated by the January through March 2008 report was met. In an effort to assist the reader in reviewing the Workload Analysis Report the following is a list of some relevant interpretations for review.

District 1 Totals

1,134	Calls for Service
5	minute average response time
23	minute average time to resolve call

District 4 Totals

1,428	Calls for Service
5	minute average response time
26	minute average time to resolve call

District 2 Totals

1,136	Calls for Service
6	minute average response time
27	minute average time to resolve call

District 5 Totals

1,116	Calls for Service
5	minute average response time
22	minute average time to resolve call

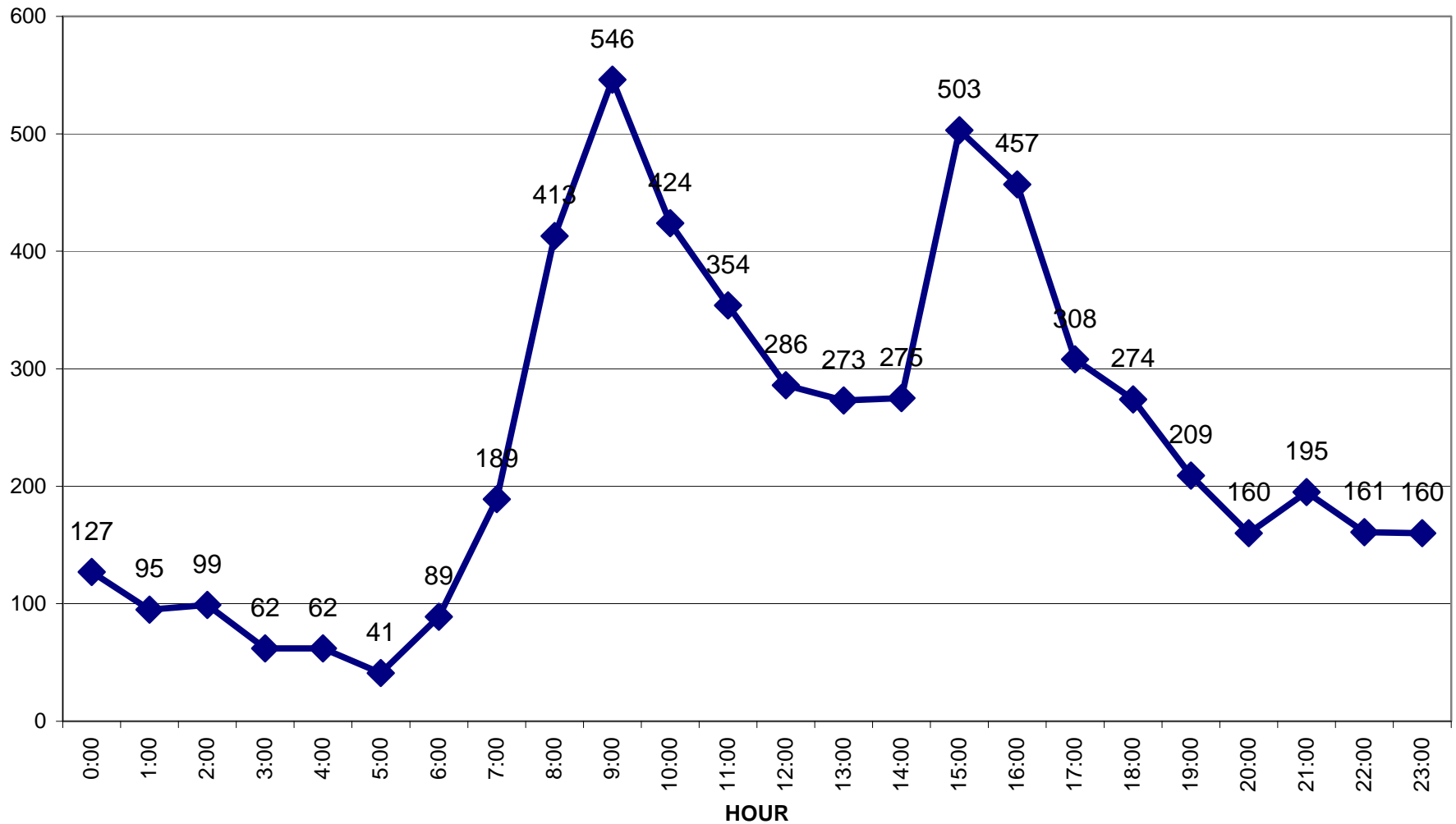
District 3 Totals

948	Calls for Service
6	minute average response time
18	minute average time to resolve call

Total Calls for Service

5,762	Calls for Service
5	minute average response time
23	minute average time to resolve call

Calls for Service by Time of Day January - March 2008



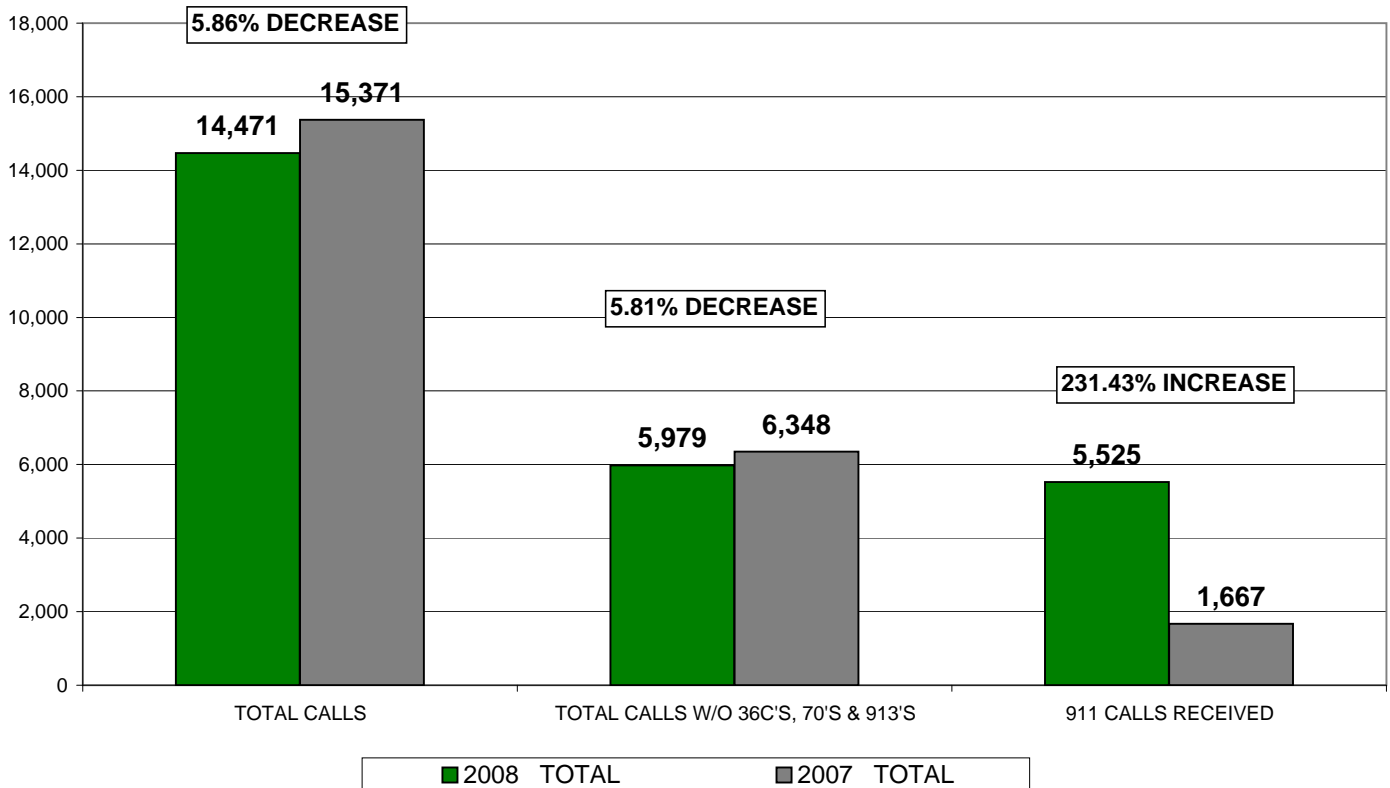
CALLS FOR SERVICE SUMMARY
JANUARY 1 - MARCH 31, 2008

CODE# & DESCRIPTION	DISTRICTS					DISTRICT 0	2008 TOTAL	VS.	2007 TOTAL
	001	002	003	004	005	MUTUAL AID OUTSIDE CITY			
2-ACCIDENT	58	52	16	40	79	10	255		277
2A-HIT SKIP	13	11	3	17	7	0	51		58
2P-ACCIDENT PRIV PROP	21	16	1	25	7	0	70		50
4-ACCIDENT INJURY	19	18	3	15	14	2	71		57
4A-HIT SKIP INJURY	1	0	0	0	0	0	1		2
4P-ACCIDENT PRIV PROP INJURY	0	0	0	0	0	0	0		1
4F-ACCIDENT FATAL	0	1	0	1	1	0	3		1
8-ASSAULT	10	4	6	3	0	0	23		14
8A-MENACING THREATS	1	3	0	6	2	0	12		28
8B-TELEPHONE HARASSMENT	3	4	7	9	5	0	28		38
10-ASSIST OTHER UNIT	11	14	6	8	11	34	84		79
12-BURGLARY	3	13	2	5	7	0	30		48
12AL-BURGLAR ALARM	125	162	141	114	93	1	636		627
12B-OPEN DOOR	4	17	4	22	5	0	52		83
13-MISC CALL	21	18	17	71	14	8	149		156
13T-PRISONER TRANSPORT	0	0	0	3	0	11	14		11
14-FRAUD/BAD CHECK	13	5	4	13	2	0	37		56
15-WARRANT SERVICE	1	9	1	17	3	32	63		67
16-DOA	1	0	1	3	2	1	8		1
16A-DEAD ANIMAL	1	0	1	1	1	0	4		15
18-DOG BITE	0	0	0	1	0	0	1		2
18A-ANIMAL COMPLAINT	5	7	17	13	11	0	53		55
18B-BARKING DOG	3	4	3	3	2	0	15		10
20-DOMESTIC	11	8	19	26	11	1	76		40
24-INTOXICATED PERSON	2	2	0	2	0	0	6		22
24A-OMVI	21	26	6	8	26	30	117		134
26-FIGHT	2	4	1	3	2	0	12		9
28-FIRE RUN	3	4	0	5	3	0	15		19
29-EMS RUN	4	4	1	6	7	1	23		17
30-VICE COMPLAINT	0	0	0	0	0	0	0		1
34-JUVENILE COMPLAINT	13	9	7	40	4	1	74		76
36-THEFT	36	54	18	41	21	0	170		204
36B-FOUND PROPERTY	10	5	8	22	6	0	51		50
36C-COURTESY CARD	844	731	198	629	307	0	2,709		1,657
38-MISSING PERSON	2	1	2	5	2	0	12		12
38A-MISSING PERSON RETURNED	1	1	0	3	0	0	5		3
40-PERSON WITH GUN	1	0	0	2	0	0	3		3
40A-PERSON WITH KNIFE	0	0	1	0	0	0	1		2
42-UNKNOWN CIRCUMSTANCES	2	1	2	0	0	0	5		9
42A-911 HANG UP	84	57	30	62	41	3	277		238
46-PROWLER	0	1	1	1	0	1	4		6
48-RAPE	2	0	1	1	0	0	4		5
48B-SEX OFFENSE	0	1	0	2	1	0	4		0
50-ROBBERY	0	0	0	1	0	0	1		2
50AL-ROBBERY ALARM	11	16	14	5	8	0	54		57
52A-SHOTS FIRED	2	0	0	2	0	0	4		1
56-STOLEN VEHICLE	2	3	0	4	1	1	11		12
56B-RECOVERED STOLEN VEHICLE	1	2	0	0	1	3	7		4
58-SUICIDE	0	0	0	0	0	0	0		1
58A-SUICIDE ATTEMPT	4	4	3	5	3	1	20		15
60A-SUSP VEHICLE	31	40	12	30	21	1	135		132
60-SUSPICIOUS PERSON	52	52	39	84	22	1	250		317
61-HOUSE CHECK	237	155	422	285	272	0	1,371		1,611
61A-EXTRA PATROL	23	15	14	33	10	0	95		91
62-TRAFFIC DETAIL	7	0	2	4	8	1	22		18
64-VANDALISM	7	25	14	43	10	0	99		65

CALLS FOR SERVICE SUMMARY
JANUARY 1 - MARCH 31, 2008

CODE# & DESCRIPTION	DISTRICTS					DISTRICT 0	2008 TOTAL	VS.	2007 TOTAL
	001	002	003	004	005	MUTUAL AID OUTSIDE CITY			
70-TRAFFIC VIOLATOR	679	484	119	406	742	86	2,516		3,046
72-SPEEDER/RECKLESS DRIVER	8	33	10	21	58	43	173		163
74-DISABLED/MOTORIST ASSIST	94	85	31	49	200	20	479		450
76-VEH BLOCKING	29	36	8	30	22	2	127		147
76A-PARKING COMPLAINT	19	20	1	39	11	1	91		108
78-LOCKOUT	52	47	11	77	28	0	215		250
80-ROADWAY OBSTRUCTION	9	14	5	11	22	1	62		64
90-DISTURBANCE 2 UNITS	17	28	18	38	20	2	123		125
90A-DISTURBANCE 1 UNIT	15	22	10	33	7	2	89		94
913-FOOT PATROL	783	690	111	1,403	247	33	3,267		4,320
96-MENTAL	0	0	2	3	1	0	6		13
100-BOMB THREAT	0	0	0	0	0	0	0		5
102-NARCOTICS	6	3	2	12	1	2	26		17
TOTAL CALLS	3,440	3,041	1,376	3,866	2,412	336	14,471		15,371
TOTAL CALLS W/O 36C'S, 70'S & 913'S	1,134	1,136	948	1,428	1,116	217	5,979		6,348
911 CALLS RECEIVED							5,525		1,667

CALLS FOR SERVICE
JANUARY 1, 2007 - MARCH 31, 2008



CALLS FOR SERVICE BY SHIFT BY DAY OF WEEK

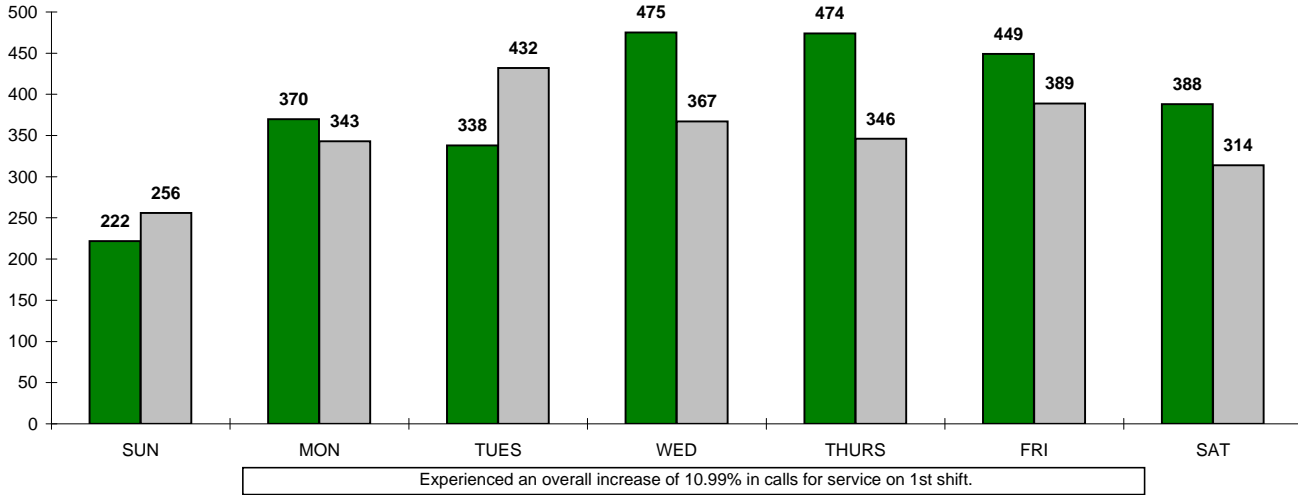
JANUARY - MARCH 2008 TOTALS							
SHIFTS	SUN	MON	TUES	WED	THURS	FRI	SAT
1ST	222	370	338	475	474	449	388
2ND	298	310	300	347	339	362	336
3RD	118	81	92	109	102	112	140

JANUARY - MARCH 2007 TOTALS							
SHIFTS	SUN	MON	TUES	WED	THURS	FRI	SAT
1ST	256	343	432	367	346	389	314
2ND	332	394	406	414	363	421	475
3RD	140	126	117	103	124	122	154

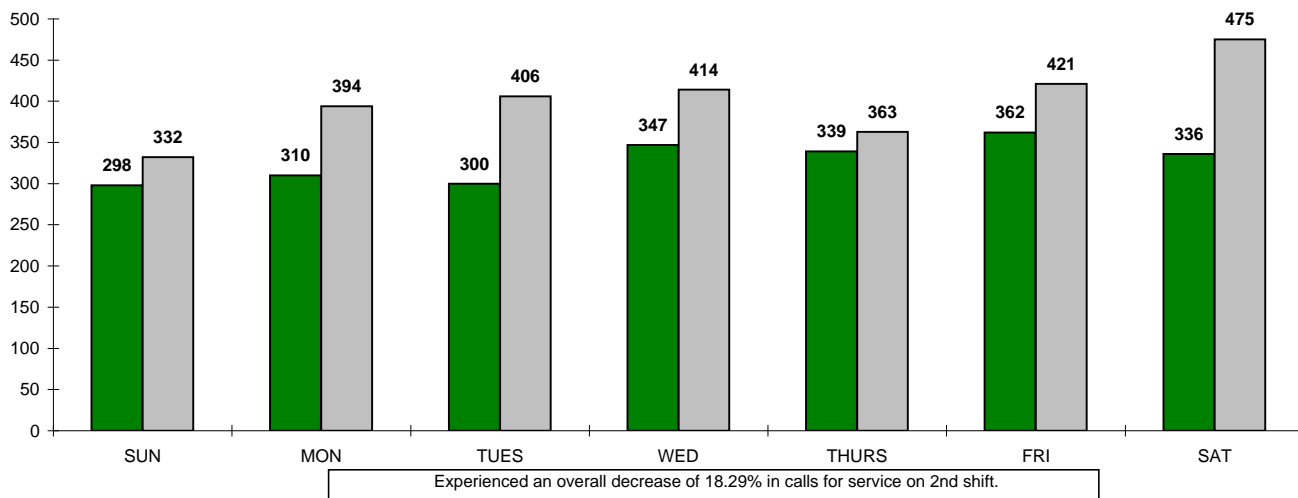
In analyzing our calls for service activity levels for the months of January - March 2008 you will note increases/decreases in some cases. The chart below indicates the percentage of increase or decrease (-) experienced by shift by day of the week. **Note: These figures do not include traffic stops, foot patrols, courtesy cards or calls in District 0.**

PERCENTAGE INCREASES AND DECREASES FOR JANUARY - MARCH 2008 VS. 2007 TOTALS							
SHIFTS	SUN	MON	TUES	WED	THURS	FRI	SAT
1ST	-13%	8%	-22%	29%	37%	15%	24%
2ND	-10%	-21%	-26%	-16%	-7%	-14%	-29%
3RD	-16%	-36%	-21%	6%	-18%	-8%	-9%

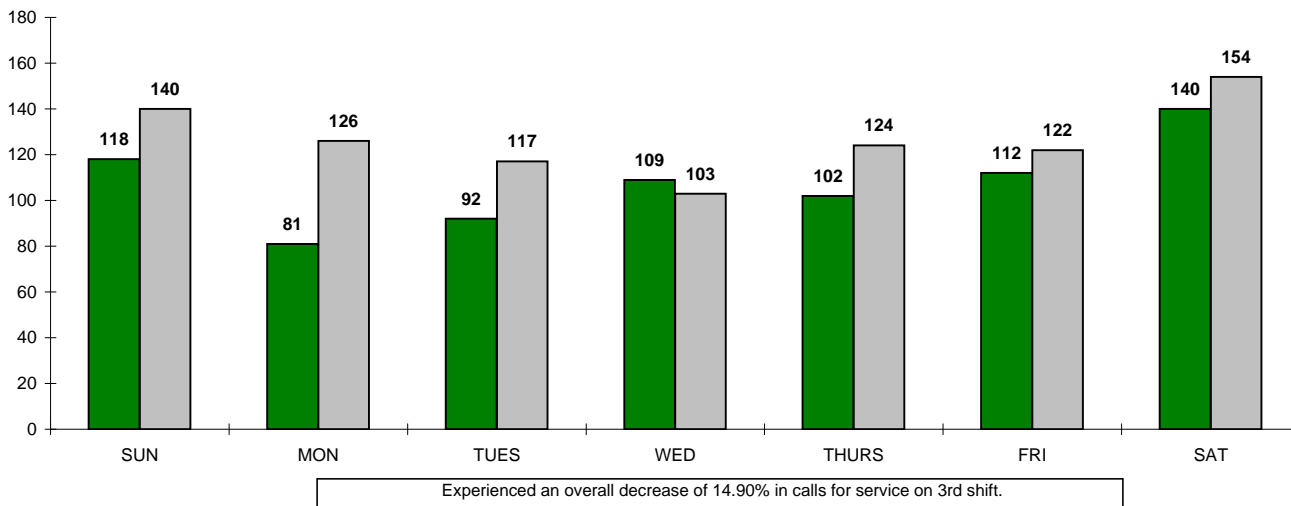
CALLS FOR SERVICE - FIRST SHIFT
JANUARY 1, 2007 - MARCH 31, 2008



CALLS FOR SERVICE - SECOND SHIFT
JANUARY 1, 2007 - MARCH 31, 2008



CALLS FOR SERVICE - THIRD SHIFT
JANUARY 1, 2007 - MARCH 31, 2008



OFFENSE REPORT SUMMARY

PART I	DEPARTMENT CLASSIFICATION	JAN-MAR 2008 TOTAL	VS	JAN-MAR 2007 TOTAL
	AGG ASSAULT/AGG VEH ASSAULT	1		0
	AGG ROBBERY	0		1
	ATT BREAKING & ENTERING	1		0
	ATT RAPE	0		1
	ATT ROBBERY	0		1
	ATT THEFT	3		0
	AUTO THEFT	8		5
	B & E	19		14
	BURGLARY	10		23
	DEFRAUDING A LIVERY	0		1
	RAPE	1		2
	ROBBERY	1		0
	THEFT/LARCENY	128		106
	TOTALS	172		154

PART II	DEPARTMENT CLASSIFICATION	JAN-MAR 2008 TOTAL	VS	JAN-MAR 2007 TOTAL
	AGG MENACING	3		2
	ASSAULT (SIMPLE)	16		12
	BOMB THREAT	0		3
	CHILD ENDANGERING	1		2
	COUNTERFEITING	0		1
	CRIMINAL DAMAGING	15		11
	CRIMINAL MISCHIEF	3		3
	CRIMINAL TRESPASSING	0		1
	DOC	4		1
	DOC/FIGHTING	7		2
	DOC/INTOX	2		0
	DOMESTIC VIOLENCE/ASSAULT	24		8
	DOMESTIC VIOLENCE/MENACING	9		1
	DRUG ABUSE	11		7
	DRUG PARAPHERNALIA (GENERAL)	4		3
	FALSIFICATION	0		1
	FORGERY	5		7
	FRAUD	1		1
	GSI	1		0
	IDENTITY THEFT (in jurisdiction)	3		1
	INDECENT EXPOSURE/PUBLIC INDECENCY	1		0
	INDUCING PANIC	0		3
	MENACING	2		1
	MINOR CONSUMPTION	7		5
	MINOR POSSESSION	2		1
	MISUSE CREDIT CARD	0		1
	OBSTRUCTING JUSTICE	1		1

OFFENSE REPORT SUMMARY

PART II	DEPARTMENT CLASSIFICATION	JAN-MAR 2008 TOTAL	VS	JAN-MAR 2007 TOTAL
	OPEN CONTAINER	0		1
	PASSING BAD CHECKS	0		2
	POSSESSION OF DRUGS -not marijuana	4		0
	RESISTING ARREST	0		1
	RSP	1		1
	SEX OFFENSES	2		2
	STALKING/MENACING BY STALKING	3		1
	TELEPHONE HARASSMENT/HARASSING CALL	11		13
	VANDALISM	7		4
	WEAPONS/CCW	6		2
	TOTALS	156		106

OTHER	DEPARTMENT CLASSIFICATION	JAN-MAR 2008 TOTAL	VS	JAN-MAR 2007 TOTAL
	ANIMAL BITE	1		1
	C.I. CONTINUING INVESTIGATION	3		0
	CPO/TPO VIOLATION	2		4
	CURFEW	3		8
	DOA	7		1
	DOMESTIC DISPUTE/INCIDENT ONLY	11		8
	FALSE ALARMS	1		0
	IDENTITY THEFT (not in jurisdictn)	6		10
	INCIDENT	29		24
	MISSING PERSON	7		2
	RUNAWAY (18 YOA OR YOUNGER)	1		1
	SUICIDE	0		1
	SUICIDE ATTEMPT	13		10
	TOBACCO LAW	2		1
	TRUANCY	0		1
	UNAUTHORIZED USE OF MOTOR VEHICLE	0		1
	TOTALS	86		73

TOTAL OFFENSES

414

333

TRAFFIC ENFORCEMENT SUMMARY

TRAFFIC CITATIONS - MUNICIPAL CODE

TYPE OF CITATION & SECTION#	JAN-MAR 2008 TOTAL	VS	JAN-MAR 2007 TOTAL
70.02A COMPLIANCE/LAWFUL ORDER	0		2
70.23 TRAFFIC CONTROL DEVICE	66		87
70.28 FLASHING TRAFFIC SIGNAL	0		1
70.32 STOP SIGNS	3		0
71.01 NO OL-RESTRICT VIOL.	2		1
71.01C NO OL < 6 MOS.	0		1
71.03 TEMPORARY LICENSE	3		1
71.04 FICTICIOUS LICENSE	2		1
71.05 ALLOW UNAUTH. PERSON	0		1
71.09 DISPLAY OF PLATES	3		3
71.09F EXP VALIDATION	74		85
71.10 OBSTRUCTED PLATES	0		1
71.11 ILLEGAL PLATES	6		8
71.18 DUS: NON-COMPLIANCE	17		35
71.19 NO OPS	70		95
71.20A DUS (DUI)	0		2
71.21A FRA M1	24		23
71.22 FAILURE TO REINSTATE OL	8		8
72.008 ONE WAY STREETS	0		1
72.009 MARKED LANES	16		26
72.010 FOLLOWING TOO CLOSELY	3		2
72.011 DRIVING ON DIVIDED ROADWAYS	2		0
72.012 ILL TURN @ INTERSEC. MM/M4	2		0
72.014 PROHIBITED U-TURN	7		5
72.015 STARTING & BACKING VEH	8		4
72.016 TURN & STOP SIGNALS	20		8
72.020 STOPPING FOR SCHOOL BUS	1		0
72.030 FAIL TO YIELD	0		2
72.031 RIGHT OF WAY/LEFT	17		13
72.032 STOP AND YIELD SIGNS	2		11
72.034 RIGHT OF WAY/PUBLIC SAFETY	1		0
72.035 RIGHT OF WAY/ROADWAY	9		3
72.035A FAIL TO YIELD	1		1
72.050 OBSTRUCT/INTERFERE DRIVER	1		0
72.057A OBSTRUCTING INTERSECTION	0		2
72.058 FAIL TO CONTROL	58		36
72.058 FULL TIME & ATTENTION	2		2
72.060 SQUEALING TIRES/PEELING	1		0
72.061 DRIVING SIDEWALK/LAWN	0		3
73.01A1 OVI (FORMERLY OMVI)	36		39
73.01A2 OMVI PER SE	0		4
73.01A4 OVI PER SE (OMVI PER SE)	0		1
73.01AH OVI .17% >	0		1
73.02A RECKLESS OPERATION	1		3

TRAFFIC ENFORCEMENT SUMMARY

TRAFFIC CITATIONS - MUNICIPAL CODE

TYPE OF CITATION & SECTION#	JAN-MAR 2008 TOTAL	VS	JAN-MAR 2007 TOTAL
73.02B RECKLESS OPERATION-PRIV PROP	0		1
73.15 SPEED/ACDA	1,025		1,395
73.16 SLOW SPEED	1		0
73.30 STOPPING AFTER ACCIDENT	5		5
73.31 STOPPING AFTER INJURY ACCID	1		4
74.01 UNSAFE VEHICLE	2		0
74.04 TAILLIGHT(S)OR PLATE LIGHT	1		3
74.13 LIGHTS DISPLAYED	7		7
74.14 HEADLIGHTS REQUIRED	0		2
74.20 MUFFLERS/XCESS SMOKE-GAS	0		1
74.24 MOTOR VEHICLE STOP LIGHTS	1		0
74.26 CHILD RESTRAINTS	1		1
74.27B1 SEATBELT - DRIVER	17		61
74.28 WINDOW TINT	0		1
74.47 DROPPING/LEAKING LOADS/MUD	0		2
MISCELLANEOUS CITATION	1		2
TOTALS	1,527		2,005

TRAFFIC CITATIONS - OHIO REVISED CODE

TYPE OF CITATION & SECTION#	JAN-MAR 2008 TOTAL	VS	JAN-MAR 2007 TOTAL
4503.11 EXP REGISTRATION	0		2
4503.21 DISPLAY LICENSE/VALIDATION	2		2
4507.02 VALID DRIVERS LICENSE	2		1
4507.02A1 DRIVE W/O VALID OP LIC.	3		1
4507.02B1 DUS/REVOICATION	0		1
4510.11 DUS/REVOICATION	3		3
4510.12 NO OPER LICENSE	16		9
4510.14 DRIVE W/O VALID OP LIC.	2		1
4510.16A DUS/FRA	7		3
4511.12 TRAFFIC CONTROL DEVICE	4		2
4511.192A OP UNDER OMVI SUSPENSION	0		1
4511.19A1 OMVI IMPAIRED	31		21
4511.19A1F OVI BAC >.192%	1		0
4511.19A2 OVI - REFUSED BREATH TEST	2		4
4511.19A3 OMVI PER SE-BREATH	0		5
4511.202 FAIL TO CONTROL	3		3
4511.21 SPEED/ACDA	7		3
4511.25 LANES OF TRAVEL	1		0
4511.27 OVERTAKING & PASSING	1		0
4511.29 DRIVING LEFT OF CENTER	1		0
4511.33 MARKED LANES	7		8
4511.35 DIVIDED ROADWAYS	1		1
4511.36 IMPROPER TURNS	0		1

TRAFFIC ENFORCEMENT SUMMARY

TRAFFIC CITATIONS - OHIO REVISED CODE

TYPE OF CITATION & SECTION#	JAN-MAR 2008 TOTAL	VS	JAN-MAR 2007 TOTAL
4511.43 FAIL TO YIELD STOP INTERSEC	2		0
4511.45 RIGHT OF WAY-PUBLIC VEH.	0		1
4513.03 LIGHTED LIGHTS REQ'D	1		1
4513.15 FAIL TO DIM	1		0
4549.021 LEAVING SCENE OF ACCIDENT	0		1
4549.03A HIT/SKIP PRIVATE PROP.	0		1
TOTALS	98		76

PARKING CITATIONS

TYPE OF CITATION & SECTION#	JAN-MAR 2008 TOTAL	VS	JAN-MAR 2007 TOTAL
76.02F HANDICAP PARKING	5		3
76.01 CERTAIN AREAS PROHIBITED	4		9
76.26B PARKING IN FIRELANE	3		4
76.11 MAX. STREET PARKING	0		1
76.05 UNATTENDED VEHICLE	1		0
76.02 PARALLEL PARKING	2		2
76.02A FOOT FROM CURB	1		0
TOTALS	16		19

TOTAL CITATIONS	1,641	2,100
------------------------	--------------	--------------

CRIMINAL CHARGES SUMMARY

CHARGE	JAN-MAR 2008 TOTAL	VS	JAN-MAR 2007 TOTAL
ANIMAL AT LARGE	1		0
ASSAULT	0		1
CPO/TPO VIOLATION	0		1
CRIMINAL TRESPASS	0		1
DOC	2		1
DOC/INTOX	1		0
DRUG ABUSE	5		3
DRUG PARAPHERNALIA	6		5
FALSIFICATION	0		1
LIQUOR LAWS	1		0
MINOR CONSUMPTION	10		3
MINOR POSSESSION	2		3
OBSTRUCTING OFFICIAL BUSINESS	1		1
OPEN CONTAINER	0		2
THEFT-LARCENY/NON MOTOR VEHICLE	0		1
TOTALS	29		23

ADULT ARREST SUMMARY

ACTUAL NUMBER OF ADULTS ARRESTED	JAN-MAR 2008 TOTAL	VS	JAN-MAR 2007 TOTAL
TOTAL	106		109

BREAKDOWN OF CHARGES	JAN-MAR 2008 TOTAL	VS	JAN-MAR 2007 TOTAL
AGG MENACING	4		1
ASSAULT	2		1
CHILD ENDANGERING	1		2
CPO/TPO VIOLATION	1		1
DOC	1		0
DOC/INTOX	1		0
DOMESTIC VIOLENCE/ASSAULT	10		3
DOMESTIC VIOLENCE/MENACING	5		1
DRUG ABUSE	2		1
DRUG PARAPHERNALIA	4		2
DUS	9		14
FLEEING	0		1
FORGERY AND COUNTERFEITING	0		2
FTA ARREST/WARRANT	42		43
GSI (GROSS SEXUAL IMPOSITION)	1		0
IMPROPER HANDLING OF FIREARMS	0		1
MINOR CONSUMPTION	2		0
MINOR POSSESSION	0		1
OBSTRUCTING OFFICIAL BUSINESS	0		1
OVI (DUI, OMVI, etc)	42		50
OVI PER SE (aka OMVI PER SE)	12		19
OVI REFUSAL	9		7
PASSING BAD CHECKS	1		1
PHYSICAL CONTROL	1		1
POSS/OPIUM, COCAINE, HEROIN, ETC.	1		0
POSS/SYNTHETIC/MANUFACTURED-DRUGS	1		0
RSP	0		2
SEX OFFENSES (except Rape & prost.)	1		0
STALKING/MENACING BY STALKING	0		1
THEFT-LARCENY/NON MOTOR VEHICLE	3		2
WEAPONS:CCW, POSSESSING, ETC.	0		1
TOTALS	156		159

JUVENILE ARREST SUMMARY

ACTUAL NUMBER OF JUVENILES ARRESTED	JAN-MAR 2008 TOTAL	VS	JAN-MAR 2007 TOTAL
TOTAL	64		55

BREAKDOWN OF CHARGES	JAN-MAR 2008 TOTAL	VS	JAN-MAR 2007 TOTAL
AGG MENACING	0		3
ASSAULT	8		5
AUTO VEHICLE THEFT	4		1
CONT'G TO DELINQ. OF MINOR	1		0
COUNTERFEITTING	0		1
CRIMINAL DAMAGING	3		0
CRIMINAL MISCHIEF	1		1
CURFEW AND LOITERING LAW VIOLATIONS	8		15
DISCHARGING FIREARMS	0		1
DOC	9		3
DOC/FIGHTING	8		4
DOC/INTOX	1		0
DOMESTIC VIOLENCE/ASSAULT	3		2
DRUG ABUSE	5		5
DRUG PARAPHERNALIA	6		4
FALSIFICATION	1		1
FTA ARREST/WARRANT	1		0
INDUCING PANIC	0		2
LIQUOR LAWS	0		1
LIQUOR LAWS/LIQUOR CONSUMP MV	1		0
MINOR CONSUMPTION	8		11
MINOR POSSESSION	3		2
OBSTRUCTING OFFICIAL BUSINESS	2		1
RESISTING ARREST	1		1
RSP	1		1
THEFT-LARCENY/NON MOTOR VEHICLE	5		5
TOBACCO LAW	3		2
WEAPONS:CCW, POSSESSING, ETC.	2		1
TOTALS	85		73

ACCIDENTS

TYPE OF ACCIDENT	JAN-MAR 2008 TOTAL	VS.	JAN-MAR 2007 TOTAL
FATAL	3		1
FATAL PRIVATE PROPERTY	0		0
PROPERTY DAMAGE	160		109
HIT SKIP	3		6
PRIVATE PROPERTY	55		18
PRIVATE PROPERTY HIT SKIP	2		2
INJURY ACCIDENT	63		58
INJURY HIT SKIP	0		1
PRIVATE PROPERTY INJURY	0		0
PRIVATE PROPERTY INJURY HIT SKIP	0		0
TOTALS	286		195

ACCIDENT ANALYSIS

January - March 2008

January 1, 2008 through March 31, 2008 there were 286 reported traffic accidents, resulting in an average 3.18 accidents/day. Compared to 2007, accidents increased 46.67% (2008 = 286; 2007 = 195).

Personal injury accidents (66; three of which were fatalities) accounted for 23.08% of the total. Property damage accidents accounted for the majority of our activity with 163 reports being filed (56.99%). Private property collisions accounted for 57 (19.93%) reports being filed.

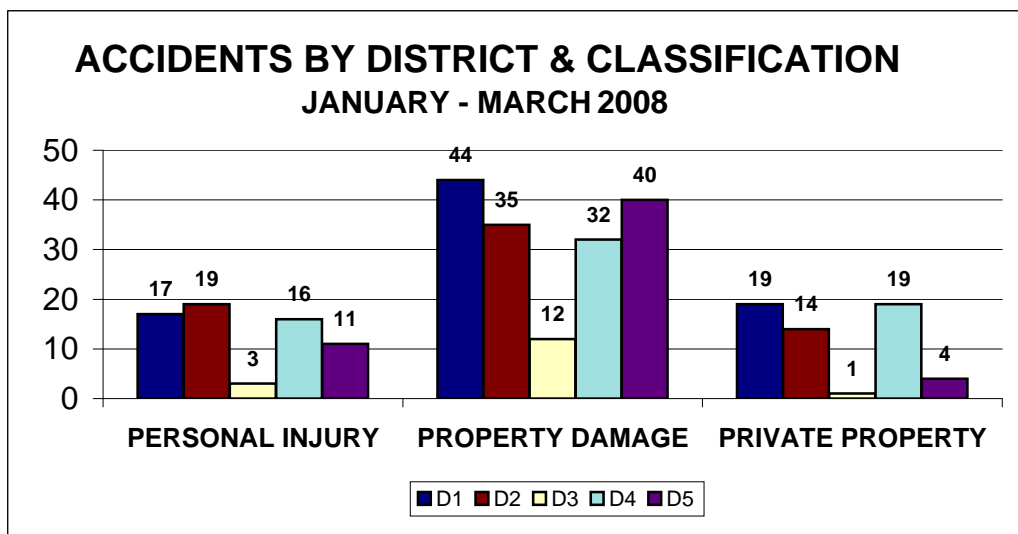
District 1 experienced the majority of accidents (80 or 27.97%). The second district with the most activity was District 2 (68 accidents or 23.78%). There were 16 collisions in District 3 (5.59%), 67 collisions in District 4 (23.43%) and in District 5, 55 accidents (19.23%). The busiest day of the week for accident activity for the reporting period was Friday with 59 accidents (20.63%) reported. The second busiest day was Wednesday with 49 accidents (17.13%) reported. Accident activity for the remaining days of the week were as follows: Sunday = 13 (4.55%); Monday = 47 (16.43%); Tuesday = 48 (16.78%); Thursday = 47 (16.43%); and Saturday = 23 (8.04%).

The most frequent contributing factor was Following Too Closely, which accounted for 73 or 25.52% of the accidents. The next most recurrent contributing factor was Failure to Control accounting for 55 or 19.23% of the accidents for the reporting period. The busiest time of day for accident activity was between 5PM-6PM with 37 (12.94%) accidents.

Eight (8) crashes were identified as having been alcohol related (2.80%). The drivers in these accidents were arrested and charged with OVI. Two hundred (200) citations were issued to at fault drivers as a result of their accidents (69.93%).

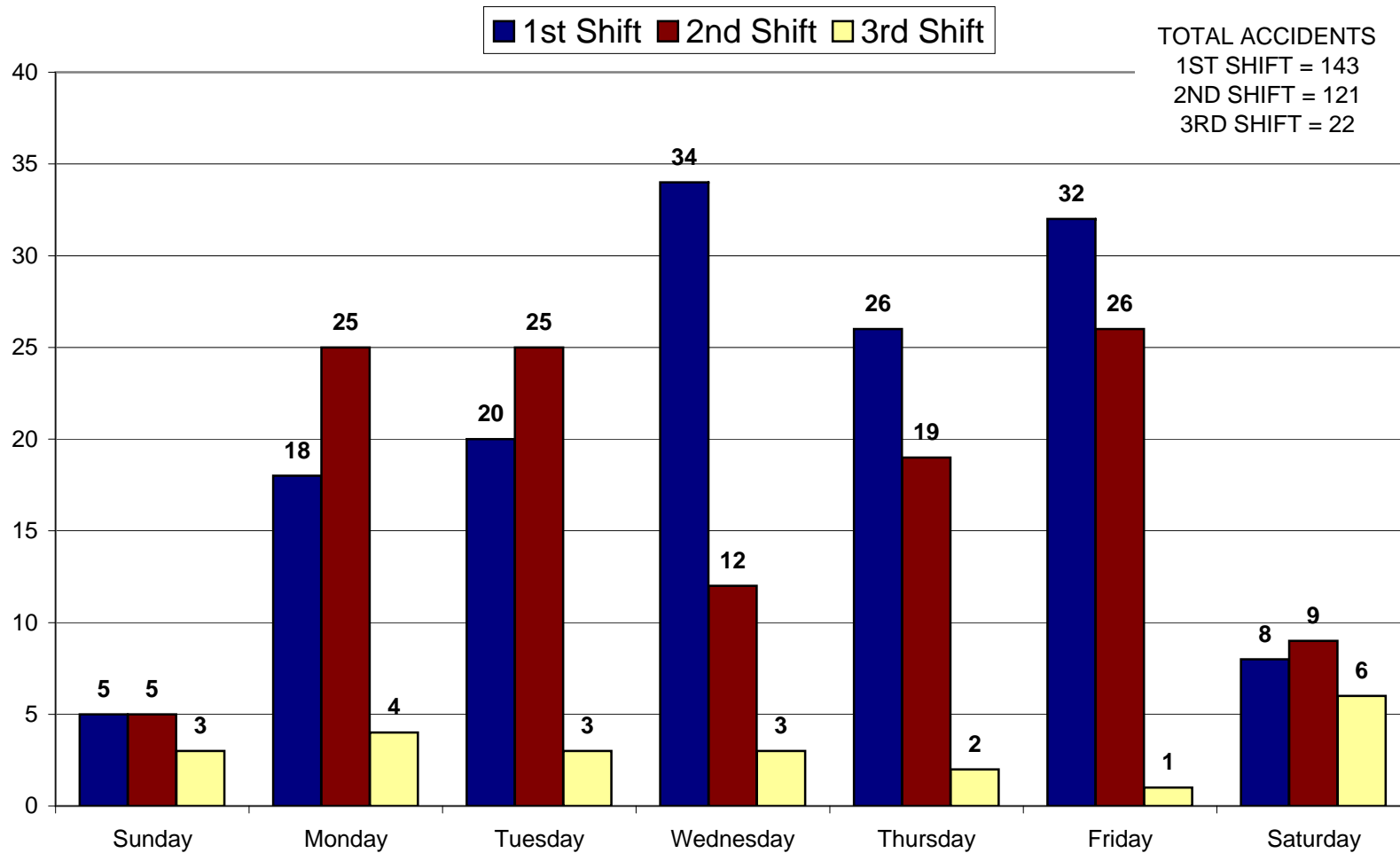
ACCIDENTS BY DISTRICT & CLASSIFICATION

DISTRICT	PERSONAL INJURY	PROPERTY DAMAGE	PRIVATE PROPERTY	TOTAL
D1	17	44	19	80
D2	19	35	14	68
D3	3	12	1	16
D4	16	32	19	67
D5	11	40	4	55
TOTAL	66	163	57	286



ACCIDENTS BY DAY OF WEEK & SHIFT

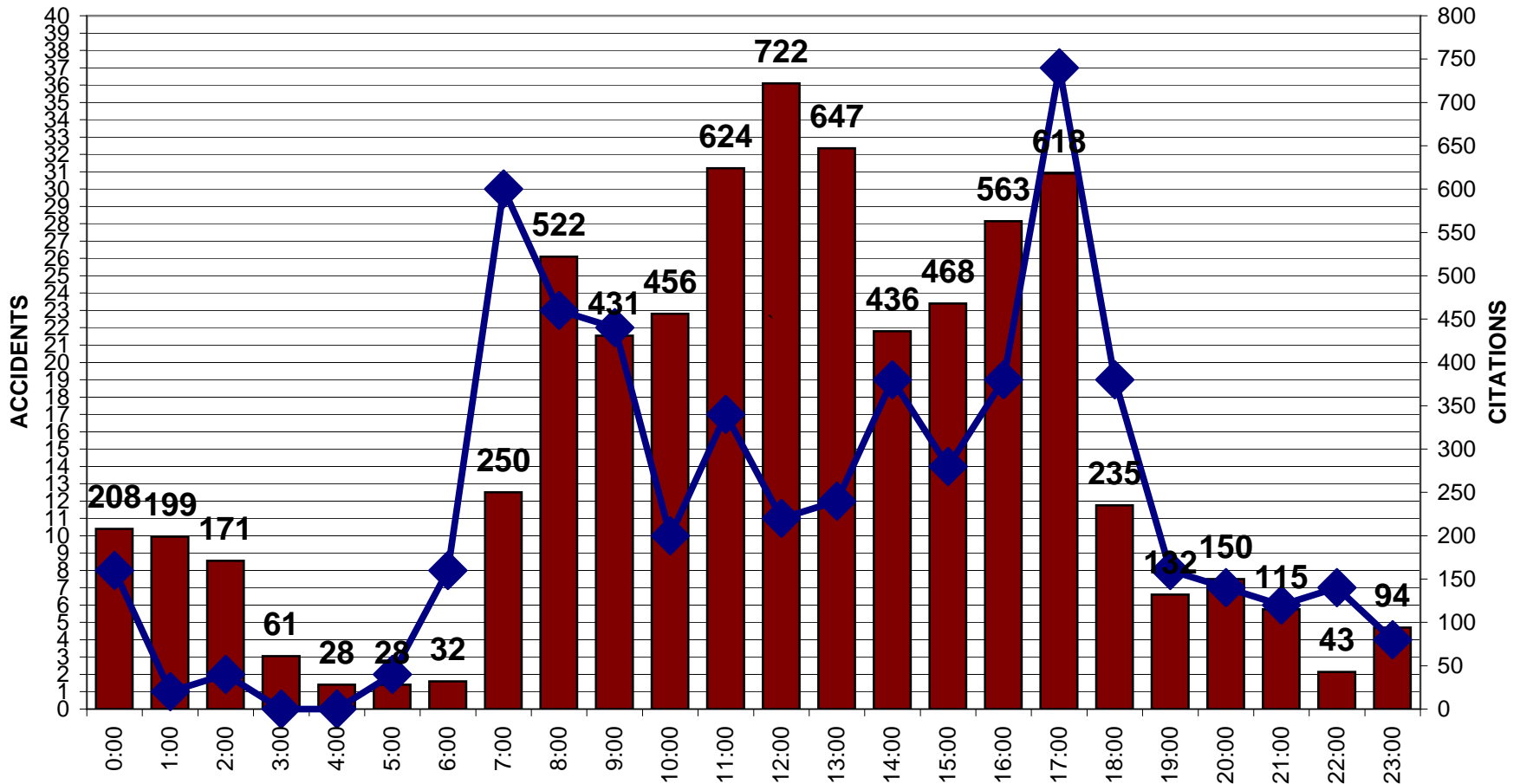
JANUARY 1 - MARCH 31, 2008



ACCIDENTS & CITATIONS BY HOUR

JANUARY 1 - MARCH 31, 2008

Citations Accidents



DETECTIVE SECTION

January – March 2008

CASE MANAGEMENT SUMMARY

Category	Jan	Feb	Mar	2008 YTD
A. Cases for the Reporting Period:	144	110	112	366
B. New Cases Assigned for the Reporting Period:	28	30	9	67
C. Cases Assigned/Investigated by Patrol for the Reporting Period:	24	10	2	36
D. Cases Initially Inactivated for the Reporting Period:	18	12	7	37
E. Cases Active at the Start of the Reporting Period (Old Cases):	41	25	31	--
F. Cases Cleared for the Reporting Period:	44	22	11	77
1. Unfounded:	3	1	2	6
2. Inactive:	21	12	4	37
3. Cleared by Arrest/Charges Filed (Adult):	8	3	2	13
4. Cleared by Arrest/Charges Filed (Juvenile):	1	1	0	2
5. Exceptionally Cleared (Adult):	9	1	3	13
6. Exceptionally Cleared (Juvenile):	0	0	0	0
7. Administratively Closed:	2	4	4	6
G. Active Cases at the End of the Reporting Period:	25	33	29	--

Total successfully cleared cases year to date = 36%

ORGANIZED CRIME AND VICE

Organized Crime and Vice	Jan	Feb	Mar	2008 YTD
Prostitution Cases for the Reporting Period:	0	0	0	0
Illegal Gambling Cases for the Reporting Period:	0	0	0	0
Illegal Use/Sale of Alcohol Cases/Charges for the Reporting Period:	0	5	9	14
Drug Related Cases/Charges for the Reporting Period:	0	1	8	17
Detective Bureau Initiated Drug Cases	0	1	2	3

JUVENILE CASE REFERRAL FUNCTION

Category	Jan	Feb	Mar	2008 YTD
A. Juvenile Case Referrals forwarded to the Juvenile Function for the Reporting Period:	11	13	10	34
B. Juvenile Case Referrals Active at the Start of the Reporting Period (Old):	9	14	8	--
C. Juvenile Case Referrals Active at the End of the Reporting Period:	14	8	7	--
D. Juvenile Case Referral Dispositions:	6	19	11	36
1. Diversion/Office Level:	2	13	8	23
2. Juvenile Charges Filed:	2	3	2	7
3. No Further Action:	2	3	1	6
4. Referral to Other Agency:	0	0	0	0
5. Missing Persons/Runaways:	0	0	1	3

COMMUNITY EDUCATION UNIT

January – March 2008

Current concerns voiced by the community through civic association meetings, e-mail, phone calls, etc:

25 via email

Over 150 inquiries and requests via telephone

The most common inquiries were;

1. Request for services, i.e., tours of the Dublin Justice Center, Speaker/Activity Requests.
2. General questions about law enforcement.

Potential problems identified that have a bearing on law enforcement activities:

Traffic related problems on roadways due to weather and volume.

Planning for and responding to traffic problems related to severe winter weather.

Maintain levels of crime and prevent increases or emergence of serious crime.

Recommended actions that address previously identified concerns and problems:

Complete traffic education, prevention and enforcement efforts.

Use crime analysis in order to target resources in order to maximize prevention and enforcement efforts.

Complete related and supporting organizational and individual training.

Progress made towards addressing previously identified concerns and problems:

(Also see progress on goals and objectives)

Prevention and patrol efforts directed toward reducing the thefts.

Traffic enforcement efforts directed at targeted areas of concern.

All division sections have made positive progress on stated 2008 objectives.

Effective police response and service evidenced by police quality of service survey.

Community Relations and Crime Prevention Events:

16 Speaker/Activity Requests completed

Distributed “Anti-Theft Stickers” to local hotels

Completed fingerprinting services for residents and corporate employees.

Delivered the “Street Safe” Program for juvenile traffic offenders.

Delivered the Safe Escape Program at the Dublin Community Recreation Center

Conducted numerous crime prevention activities

Neighborhood Watch Program:

Developed and distributed a Neighborhood Watch “Starter Kit” for local groups.

5 meetings attended and distribution of related information to several residents

Operation KidPrint and Block Parent Programs:

Promoted the Block Parent Program at local events.

Provided “Kid Facts Kits” at several community events and directly to residents.

Speaker’s Bureau Commitments

16 Speaker/Activity Requests completed

Personal Defense Program:

Promoted program at community events
 Delivered customized programs to corporate residents

Police Interns:

None at this time. Two City of Dublin volunteers are regularly working within the division.

Operation Gunlock:

Gunlocks distributed at community events.

D.A.R.E. and School Resource Officer Programs

Both programs successfully delivered in the Dublin City Schools. Officer Brian Nimmo selected as a Community Education Officer and assigned to Dublin Scioto High School.
 CEU Officers also delivered classes in their schools on topics such as; Bullying, Personal Safety, and 5th Amendment Rights. Schools activity report for January - June will be submitted in the next quarterly.

QUALITY OF SERVICE SURVEY

January - March 2008

CALLS FOR SERVICE SURVEY							
Question	Strongly Agree	Somewhat Agree	Agree	Somewhat Disagree	Strongly Disagree	Don't Know	N/A
1. Any on-going investigation of your situation has been thoroughly and professionally handled.	16	1	4	0	0	2	11
2. Your situation was handled within a reasonable amount of time.	26	1	4	2	0	0	1
3. The level of service received met your expectations.	28	0	5	0	0	0	1
4. The services provided were responsive to your situation and helpful.	26	0	7	0	0	0	1
5. Your overall perception of the Dublin Division of Police is positive.	25	1	6	1	0	0	0
6. The efforts of the Dublin Police have made the city a safer place to live and work.	21	3	7	0	0	1	0
7. Neighborhood Watch and other crime prevention activities are important.	23	2	6	0	0	2	0
8. The Dublin Division of Police adequately publicizes the safety and crime prevention programs offered to the community.	16	1	11	1	0	4	0
Total Sent	100						
Total Received	34						
Sample of Comments:							
"Though we said it wasn't an emergency, we waited 45 minutes. It would be nice if the police were more approachable in a stressful situation. They always act mean."							
"No recent use with the department within past couple years. But very good department."							
"Thank you."							
"Thank you for your excellent service."							
"Thanks and praise to Officer Tom Gallagher #150. Keep up the good job."							

TRAFFIC STOP SURVEY							
Question	Strongly Agree	Somewhat Agree	Agree	Somewhat Disagree	Strongly Disagree	Don't Know	N/A
1. The officer(s) were professional and courteous during the traffic stop.	20	3	5	2	2	0	0
2. The traffic stop was reasonable and it was clear why you were stopped.	17	4	4	3	5	0	0
3. The officer(s) explained the reason for the stop and answered questions.	18	1	6	3	1	0	1
4. The officer(s) explained the citation and court/payment procedures.	19	1	9	1	1	0	0
5. The amount of time the traffic stop lasted was reasonable.	19	0	4	4	4	0	0
Total Sent	100						
Total Received	33						
Sample of Comments:							
"We drove to a safer location."							
"Didn't really listen to my pint about the light changing as I was getting thru it and though it best not to slam on my breaks!"							
"Officer did not answer questions. And spoke to me as if I was someone who could not afford a ticket."							
"Good job—I got busted and I was almost happy about it.☺"							
"Being stopped stunk—but the officer and 'service' was great."							
"This was the first traffic ticket I have ever received and I'm 61! So I was upset, mainly mad at myself. The officer was very professional and I appreciate that!"							
"I wish all my employees were as sincere and capable as the officer who stopped me. He should be complimented for his performance."							
"Give me a break next time."							

WEB BASED QUALITY OF SERVICE SURVEY							
Question	Strongly Agree	Somewhat Agree	Agree	Somewhat Disagree	Strongly Disagree	Don't Know	N/A
1. Any on-going investigation of your situation has been thoroughly and professionally handled.	13	0	0	2	1	1	0
2. Your situation was handled within a reasonable amount of time.	14	0	0	1	2	1	0
3. The level of service received met your expectations.	13	0	0	0	4	1	0
4. The services provided were responsive to your situation and helpful.	12	2	0	0	3	0	0
5. Your overall perception of the Dublin Division of Police is positive.	12	1	1	1	3	1	0
6. The efforts of the Dublin Police have made the city a safer place to live and work.	9	3	1	2	1	1	0
7. Neighborhood Watch and other crime prevention activities are important.	12	1	0	0	1	3	0

WEB BASED QUALITY OF SERVICE SURVEY (CONTINUED)

8. The Dublin Division of Police adequately publicizes the safety and crime prevention programs offered to the community.	7	4	3	1	0	3	0
Total Received	19						

Sample of Comments:

“The Dublin police department staffs the most professional and caring police officers I’ve ever meet they are always willing to help and keep our city free of crime, they are the best.”

“Thank you for watching my home when we were out of town. Thank you for checking our home when a security alarm went off while we were away. Thank you for driving by ours and neighbors homes everyday and night. Thank you for keeping us safe.”

“I was taken by squad on Tuesday 3/11/08 on Rt 33. Your police officer and your squad persons were extremely professional and all of them worked together as a team to help me regain consciousness and to the hospital.”

“Best police force anywhere!”

“I have had a pleasant experience when my daughter had an accident on Tara Hill dr. Officer was great I did not respond very well.”

“I was stopped by an officer today shortly after Noon... I just want to say that the officer was very courteous, professional and polite. Keep up the great work!”