

**City of Dublin
Division of Police**

**Quarterly
Activity
Report**

**January –
March 2009**

DUBLIN DIVISION OF POLICE ACTIVITY SUMMARY

January – March 2009

Calls for Service:

Total Calls for Service: 12,876	Total Calls w/o Foot Patrol, Traffic Stops & Courtesy Calls*: 5,298*				
Calls by District					
District 1	District 2	District 3	District 4	District 5	District 0 •
3,454	2,889	1,472	3,008	1,729	324
916*	972*	1,143*	1,154*	871*	242*
911 Calls: 6,170					
Workload Analysis Information for <u>Districts 1 through 5*</u>					
<i>Total Calls for Service:</i> 5,056					
<i>Average Response Time:</i> 5 minutes					
<i>Average Total Time to Handle Calls:</i> 25 minutes					
*does not include traffic stops, foot patrols & courtesy calls					
• this district tracks all mutual aid calls to other jurisdictions or activity that occurs outside the city					

Offense Reports:

Part I Crimes: 175	Part II Crimes: 118	Other: 102
Total Offense Reports for January – March 2009: 395		

Traffic & Criminal Citations

Traffic Total: 1,087	Criminal Total: 14
Municipal Code: 987	
Ohio Revised Code: 73	
Parking Citations: 27	

Arrests:

Number of Adults Arrested: 81	Number of Juveniles Arrested: 47
Total Persons Arrested January – March 2009: 128	

Arrest Charges:

Adult: 123	Juvenile: 49
Total Charges January – March 2009: 172	

Accidents Reports:

Property Damage: 114	Injury: 45	Private Property: 32
Total Accident Reports January – March 2009: 191		

Please see remainder of report for more detailed information.

Authorized Strength – 2009

Full-Time Personnel

STAFFING TABLE	SWORN Authorized 69					CIVILIAN Authorized 25					
	Chief	Lt	Sgt	Cpl	Police Officer	Tech Svcs Comm	Comm Supvsr	Comm Tech	Admin Spec	Staff Asst	Office Asst
Number Authorized	1	2	7	6	53	1	2	15	1	1	5
Number Actual	1	2	7	6	48*	1	2	13*	1	1	5
Office of the Chief	1								1		
Operations Bureau											
Commander		1									
Patrol Sergeant			3								
Traffic Unit Sgt			1								
Corporal				6							
Patrol Officer					29*						
Canine Officer					1						
Crime Analysis Officer					1						
Traffic Unit Officer					4						
Officer(s) in Training					1						
Services Bureau											
Commander		1									
Detective Sergeant			1								
Detective					3						
Juvenile Officer					1						
Community Ed Unit Sgt			1								
Community Ed Unit Officer					8						
Staff Assistant										1	
Technical Services Bureau											
Commander						1					
Training/Accreditation Sgt			1								
Communications Supervisor							2				
Communications Technician								13*			
Property Technician											1
Office Assistant											4

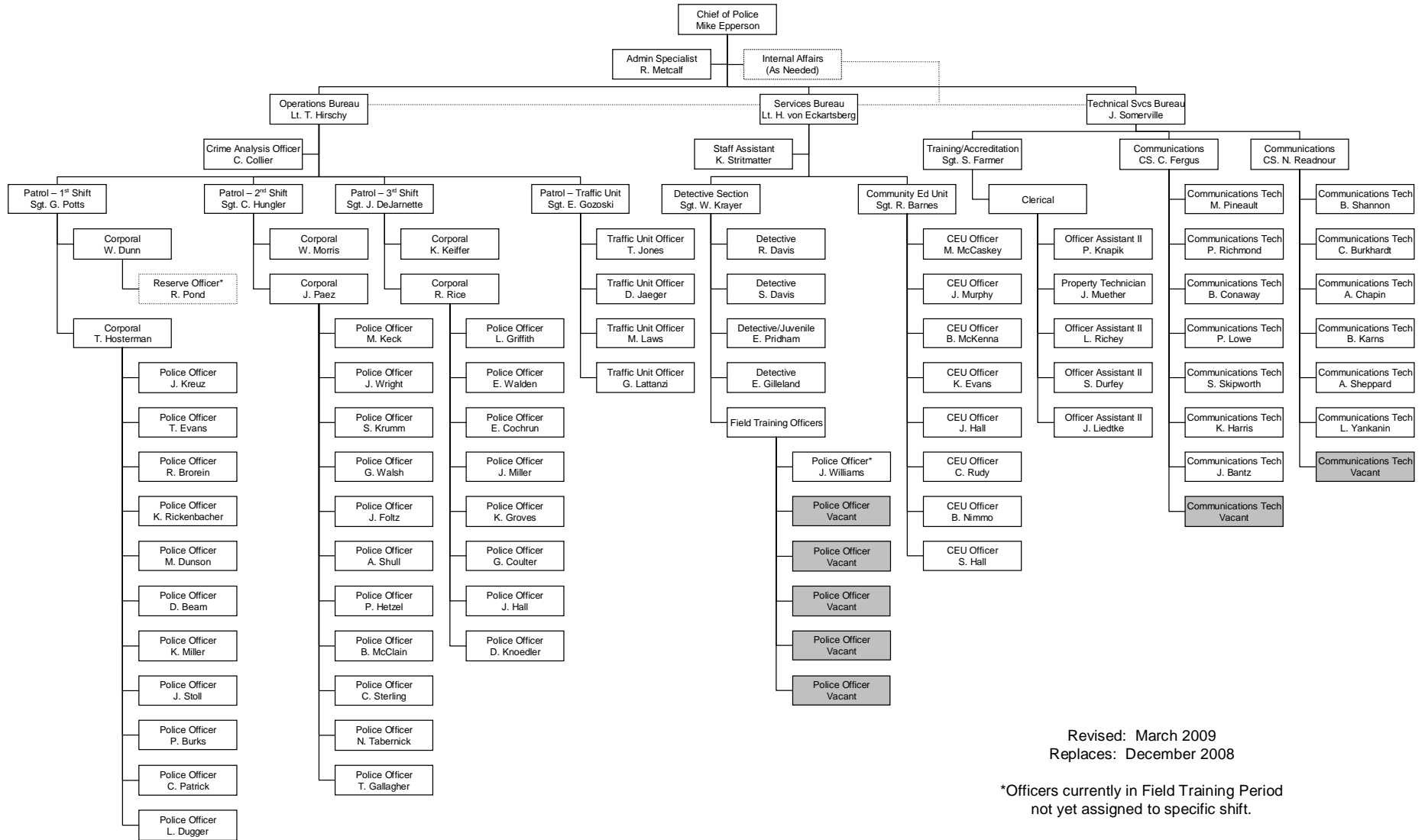
*below authorized staffing level

Reserves

Number Authorized	10
Number Actual	1*
Reserve Officer	1*

City of Dublin – Division of Police

Organizational Chart – Standard 11.1.2



Revised: March 2009
Replaces: December 2008

*Officers currently in Field Training Period
not yet assigned to specific shift.

DIVISION ACTIVITY

CALLS FOR SERVICE

District 1

Includes all areas within the city limits that are south and east of Interstate 270 and west of the Scioto River. Also includes I270 northbound from US 33 westbound ramp up to Sawmill Road.

District 2

Includes all areas within the city limits that are east of the Scioto River, west of Sawmill Road, south of the Delaware County Line and north of Martin Road. Also includes I270 westbound from Sawmill Road to US 33 and the ramp from I270 southbound to US 33 westbound.

District 3

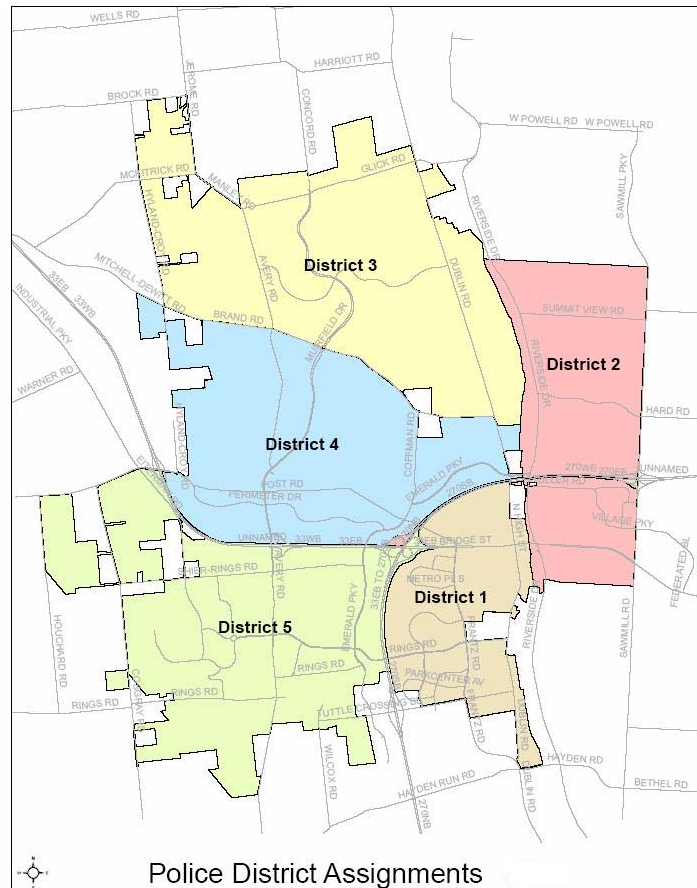
Includes all areas within the city limits that are north of Brand Road and west of the Scioto River. All addresses that are within the city limits on Brand Road including the intersections of Brand Road/Muirfield Drive and Brand Road/Dublin Road are covered by this district.

District 4

This district includes all areas within the city limits that are south of Brand Road, north of US 33 and west of Interstate I270, Browning Court and Dublin Road. Addresses that are south of Brand Road to the I270 overpass that are within the city limits are part of District 4.

District 5

This area includes all areas within the city limits that are south of the north edge of US 33 and west of I270. This area also covers both northbound and southbound lanes of I270 between Tuttle Crossing and US 33 and all ramps to and from I270 south of US 33.



NOTE: The following is a breakdown of calls for service. They represent initial reports. The number of actual offenses may be different after officer's investigation.

WORKLOAD ANALYSIS REPORT

January – March 2009

The January through March 2009 Workload Analysis Report reflects a total of 5,056 calls for service. This figure does not include traffic stops, foot patrols or courtesy cards initiated by officers or activity occurring in District 0 (calls outside city limits/mutual aid). The average response time for calls was five (5) minutes from the time the call was received by our communications technician until the first responding officer arrived on the scene. The average time to reach a disposition and clear the call was twenty-five (25) minutes.

The Workload Analysis Report also allows us to track activity levels by hour by day. We analyze this data to determine our staffing levels for patrol shifts. By reviewing our Workload Analysis Report, you can see that our busiest hour of activity was between 9AM and 10AM. Five hundred and eight (508) calls for service were received during this time frame. The next busiest hour was between 10AM and 11AM when four hundred and ten (410) calls for service were received. The ability to obtain this type of data is critical to effectively staff our patrol shifts.

While reviewing this report it is important to note that various factors can influence average response times. "Stacking" of calls where lower priority calls are held so that calls of a more urgent nature can be dispatched and responded to commonly occurs. "Cross dispatching" where an officer is dispatched out of district to a call will also increase response time. Low priority calls that are received during roll call/shift change negate an immediate response from patrol officers thus increasing response times.

As a matter of practice, we like to keep our average response time for all calls occurring inside the City under ten (10) minutes. As previously stated, there are certain incidents where that becomes impossible. However, our goal is realistic and as demonstrated by the January through March 2009 report was met. In an effort to assist the reader in reviewing the Workload Analysis Report the following is a list of some relevant interpretations for review.

District 1 Totals

916	Calls for Service
5	minute average response time
23	minute average time to resolve call

District 4 Totals

1,154	Calls for Service
5	minute average response time
31	minute average time to resolve call

District 2 Totals

972	Calls for Service
5	minute average response time
30	minute average time to resolve call

District 5 Totals

871	Calls for Service
5	minute average response time
25	minute average time to resolve call

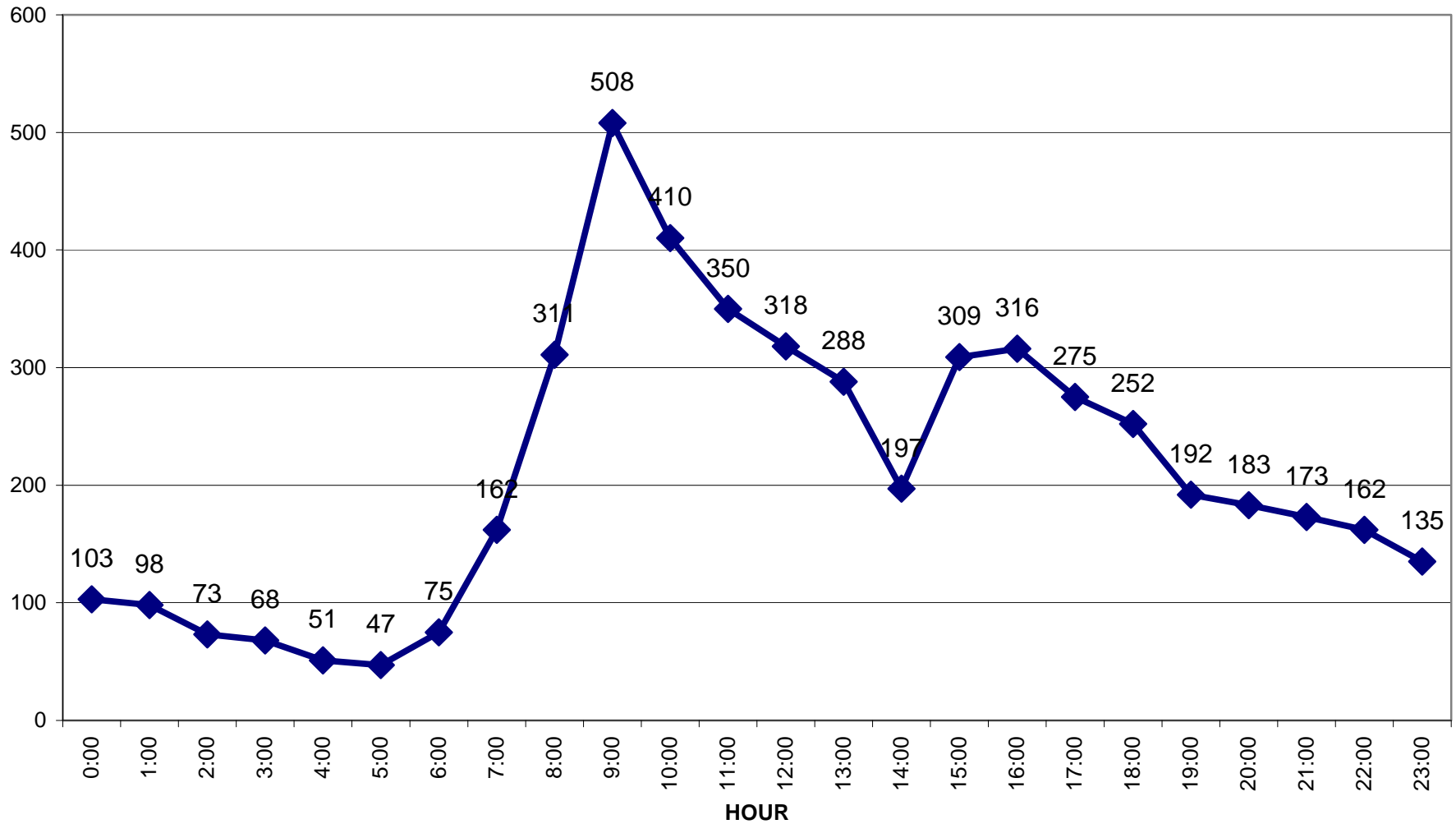
District 3 Totals

1,143	Calls for Service
7	minute average response time
15	minute average time to resolve call

Total Calls for Service

5,056	Calls for Service
5	minute average response time
25	minute average time to resolve call

Calls for Service by Time of Day January - March 2009



DETECTIVE SECTION

January – March 2009

CASE MANAGEMENT SUMMARY

Category	Jan	Feb	Mar	2009 YTD
A. Cases for the Reporting Period:	103	115	131	349
B. New Cases Assigned for the Reporting Period:	33	27	15	75
C. Cases Assigned/Investigated by Patrol for the Reporting Period:	4	9	6	19
D. Cases Initially Inactivated for the Reporting Period:	47	30	43	120
E. Cases Active at the Start of the Reporting Period (Old Cases):	55	60	53	---
F. Cases Cleared for the Reporting Period:	29	35	13	77
1. Unfounded:	4	1	2	7
2. Inactive:	16	22	7	45
3. Cleared by Arrest/Charges Filed (Adult):	3	8	2	13
4. Cleared by Arrest/Charges Filed (Juvenile):	0	0	0	0
5. Exceptionally Cleared (Adult):	1	1	0	2
6. Exceptionally Cleared (Juvenile):	1	0	0	1
7. Administratively Closed:	4	3	2	9
G. Active Cases at the End of the Reporting Period:	59	52	54	---

Total successfully cleared cases year to date = 16%

ORGANIZED CRIME AND VICE

Organized Crime and Vice	Jan	Feb	Mar	2009 YTD
Prostitution Cases for the Reporting Period:	0	0	0	0
Illegal Gambling Cases for the Reporting Period:	0	0	0	0
Illegal Use/Sale of Alcohol Cases/Charges for the Reporting Period:	1	1	0	2
Drug Related Cases/Charges for the Reporting Period:	5	1	2	8
Detective Bureau Initiated Drug Cases	0	0	1	1

JUVENILE CASE REFERRAL FUNCTION

Category	Jan	Feb	Mar	2009 YTD
A. Juvenile Case Referrals forwarded to the Juvenile Function for the Reporting Period:	9	7	11	27
B. Juvenile Case Referrals Active at the Start of the Reporting Period (Old):	11	0	1	---
C. Juvenile Case Referrals Active at the End of the Reporting Period:	0	1	7	---
D. Juvenile Case Referral Dispositions:	20	6	5	31
1. Diversion/Office Level:	7	4	3	14
2. Juvenile Charges Filed:	8	0	1	9
3. No Further Action:	5	2	1	8
4. Referral to Other Agency:	0	0	0	0
5. Missing Persons/Runaways:	1	2	0	3

COMMUNITY EDUCATION UNIT

January – March 2009

Current concerns voiced by the community through civic association meetings, e-mail, phone calls, etc:

15 via email

Over 150 inquiries and requests via telephone

The most common inquiries were;

1. Request for services, i.e., tours of the Dublin Justice Center, Speaker/Activity Requests.
2. General questions about law enforcement.
3. Information requests on open police positions
4. Information requests about the police ride-a-long program

Potential problems identified that have a bearing on law enforcement activities:

Traffic related problems on roadways due to weather and volume.

Planning for and responding to traffic problems related to severe winter weather.

Maintain levels of crime and prevent increases or emergence of serious crime.

Thefts from vehicles.

Recommended actions that address previously identified concerns and problems:

Complete traffic education, prevention and enforcement efforts.

Use crime analysis in order to target resources in order to maximize prevention and enforcement efforts.

Complete related and supporting organizational and individual training.

Progress made towards addressing previously identified concerns and problems:

(Also see progress on goals and objectives)

Prevention and patrol efforts directed toward reducing thefts from vehicles.

Traffic enforcement efforts directed at targeted areas of concern.

All division sections have made positive progress on stated 2009 objectives.

Effective police response and service evidenced by police quality of service survey.

Community Relations and Crime Prevention Events:

20 Speaker/Activity Requests completed

Distributed “Anti-Theft Stickers” to local hotels

Completed fingerprinting services for residents and corporate employees.

Delivered the “Street Safe” Program for juvenile traffic offenders.

Delivered the Safe Escape Program at Dublin Schools.

Conducted self-defense classes for residents, schools and corporate groups

Neighborhood Watch Program:

Distributed a Neighborhood Watch “Starter Kit” for local groups.

3 meetings attended and distribution of related information to several residents

Operation KidPrint and Block Parent Programs:

Promoted the Block Parent Program at local events.

Provided “Kid Facts Kits” at several community events and distributed kits to residents.

Speaker's Bureau Commitments

20 Speaker/Activity Requests completed

Personal Defense Program:

Promoted program at community events

Delivered customized programs to corporate residents and Dublin high schools.

Police Interns:

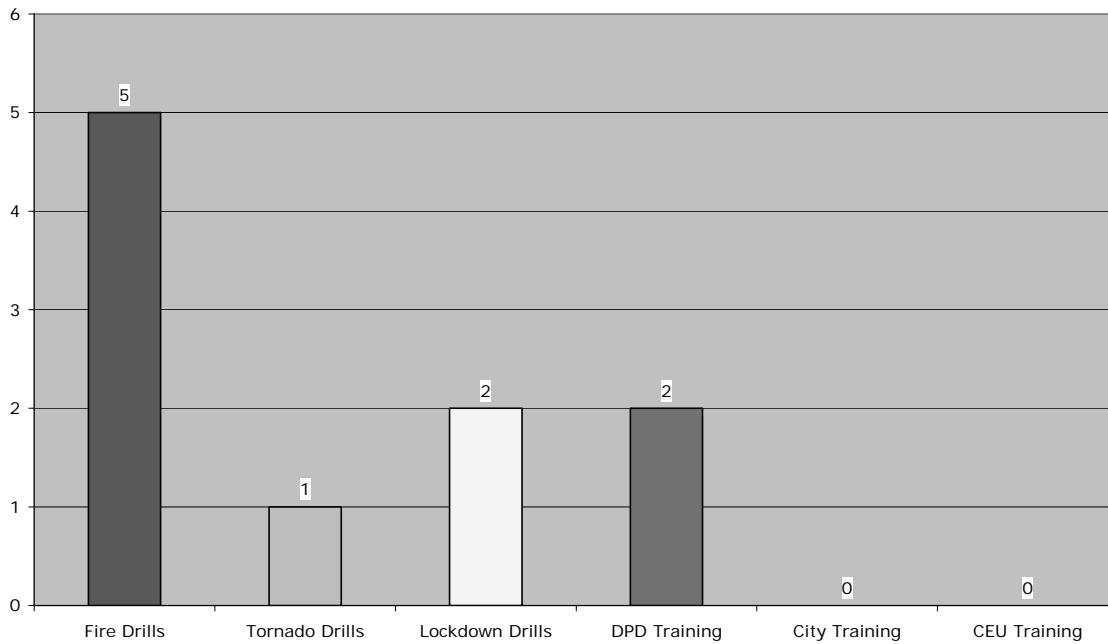
Intern from Bowling Green State University starting in May.

Operation Gunlock:

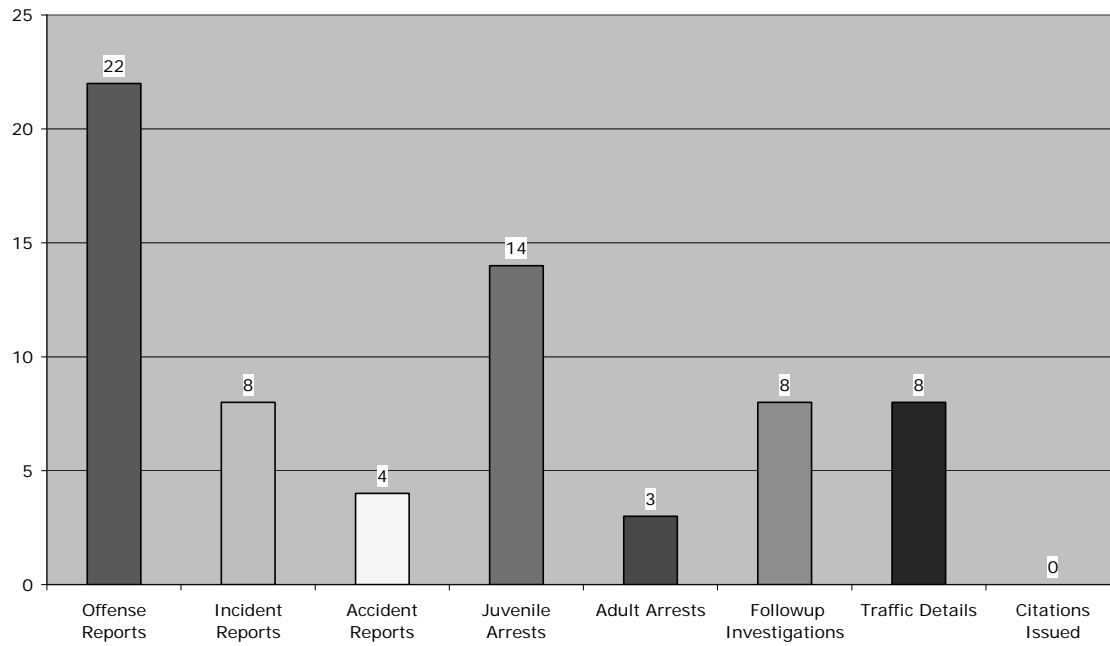
Gunlocks distributed at community events.

D.A.R.E. and School Resource Officer Programs

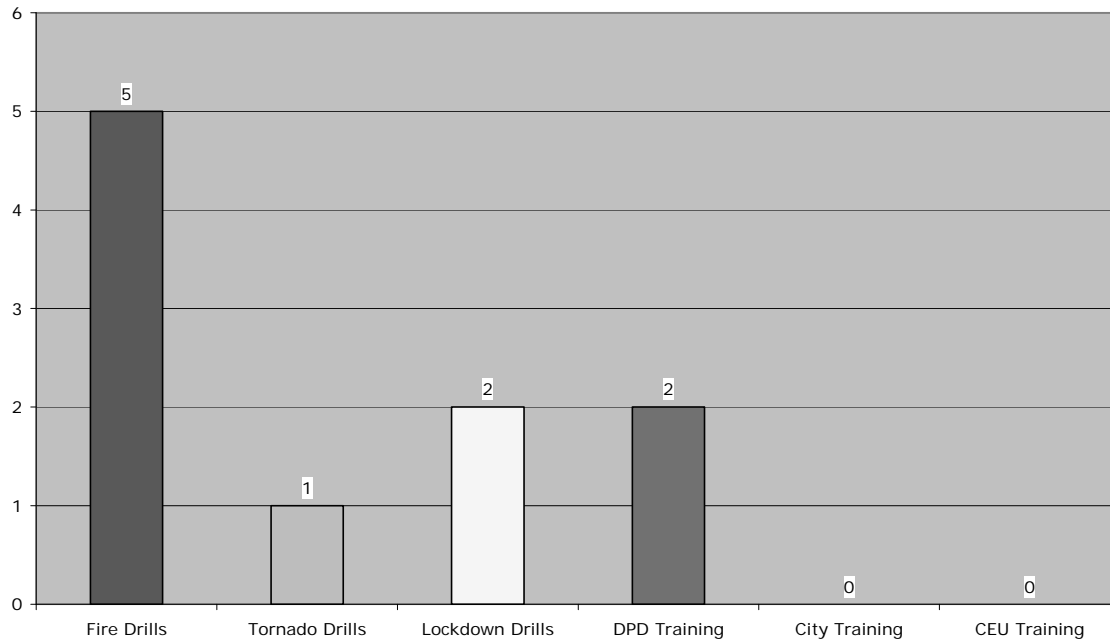
Dublin Police Community Education Unit
1st Quarter 2009 Drills/Training



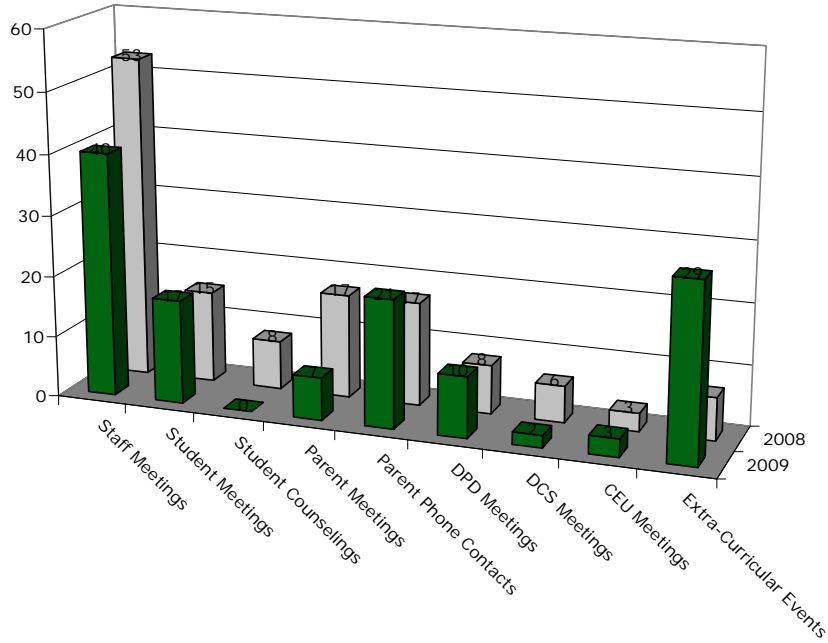
**Dublin Police Community Education Unit
1st Quarter 2009 Law Enforcement Activity**



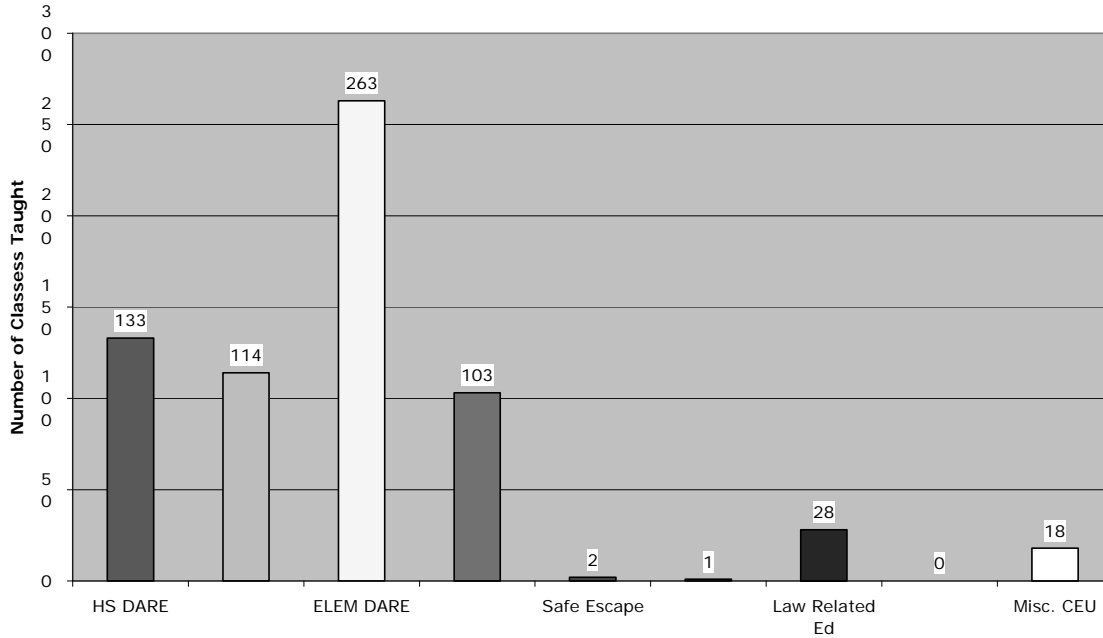
**Dublin Police Community Education Unit
1st Quarter 2009 Drills/Training**



**Dublin Police Community Education Unit
1st Quarter Comparison 2008/2009 Meetings**



**Dublin Police Community Education Unit
1st Quarter 2009 Presentations**



CALLS FOR SERVICE SURVEY							
Question	Strongly Agree	Somewhat Agree	Agree	Somewhat Disagree	Strongly Disagree	Don't Know	N/A
1. Any on-going investigation of your situation has been thoroughly and professionally handled.	9	1	1	2	-	3	3
2. Your situation was handled within a reasonable amount of time.	14	1	3	1	1	-	-
3. The level of service received met your expectations.	12	2	2	2	2	-	-
4. The services provided were responsive to your situation and helpful.	13	3	2	1	1	-	-
5. Your overall perception of the Dublin Division of Police is positive.	14	1	2	2	1	-	-
6. The efforts of the Dublin Police have made the city a safer place to live and work.	12	-	3	-	1	4	-
7. Neighborhood Watch and other crime prevention activities are important.	16	-	2	-	1	1	-
8. The Dublin Division of Police adequately publicizes the safety and crime prevention programs offered to the community.	5	3	2	2	-	8	-
Total Sent	100						
Total Received	20						
Comments:							
"Our accident was in 2006. It was not classified quite perfectly but it was water under the bridge- has been resolved. We don't know why we keep getting surveys though since we live in Hilliard and haven't contacted DPD for 3 and 1/2 years!"							
"The officers were SO nice, helpful and followed up on our forced entry-thanks!"							
"The 2 officers who responded to the accident I was involved in were courteous and polite, however, the passenger in my car was not identified and though a phone call was made to me, the officer did not follow up."							
"I am not sure what this is in reference to. As I filled this out, I had in mind attention received 2-3 years ago when my car was hit in Dublin Rec Center parking lot."							
"Thank you for all your time. As a bus driver it is very important to keep our children safe. You guys and gals really do the job. Thanks again!"							

TRAFFIC STOP SURVEY							
Question	Strongly Agree	Somewhat Agree	Agree	Somewhat Disagree	Strongly Disagree	Don't Know	N/A
1. The officer(s) were professional and courteous during the traffic stop.	16	3	2	2	2	-	-
2. The traffic stop was reasonable and it was clear why you were stopped.	13	1	5	1	3	-	1
3. The officer(s) explained the reason for the stop and answered questions.	15	2	4	1	2	-	-
4. The officer(s) explained the citation and court/payment procedures.	17	1	5	-	2	-	-
5. The amount of time the traffic stop lasted was reasonable.	16	-	3	2	3	-	-
Total Sent	100						
Total Received	25						

TRAFFIC STOP SURVEY

Comments:

“Hated to get the ticket...but the officer was very pleasant! VERY YOUNG! He looked about 15 years old, very sweet.”

“He made it as painless as possible. It only hurt when I wrote the check!”

Individual did not answer number 2 or 3 on survey but wrote, “The reason for the officer was an accident, I called for assist, and the officer was wonderful. He answered questions, picked up pieces of my vehicle for me, stopped traffic so I could turn around (I had spun and was going South in the N bound lanes) and asked repeatedly if I was ok. He is a gem! He even apologized for having to write me a citation!”

“Looked like he was half dressed in his clothes.”

WEB BASED QUALITY OF SERVICE SURVEY

Question	Strongly Agree	Somewhat Agree	Agree	Somewhat Disagree	Strongly Disagree	Don't Know	N/A
1. Any on-going investigation of your situation has been thoroughly and professionally handled.	3	-	-	1	-	-	-
2. Your situation was handled within a reasonable amount of time.	3	-	-	-	1	-	-
3. The level of service received met your expectations.	3	-	-	-	1	-	-
4. The services provided were responsive to your situation and helpful.	3	-	-	-	1	-	-
5. Your overall perception of the Dublin Division of Police is positive.	3	-	-	-	1	-	-
6. The efforts of the Dublin Police have made the city a safer place to live and work.	2	1	-	-	-	1	-
7. Neighborhood Watch and other crime prevention activities are important.	2	1	-	-	-	1	-
8. The Dublin Division of Police adequately publicizes the safety and crime prevention programs offered to the community.	1	2	-	-	-	1	-
Total Received	4						

Comments:

“This involved the theft of a ring- no one came the day of the theft, could not submit complaint over phone and live 70 miles away. Not handled in a timely manner and I do not sense that anyone really worked very hard on this case at all.”

“3 dogs bark continuously and are left outside when no one is at home. Could you please inform them of the city ordinance: keeping dogs that continuously disturb the peace by barking, howling, or yelping, is not permitted. Keep up the good work!”

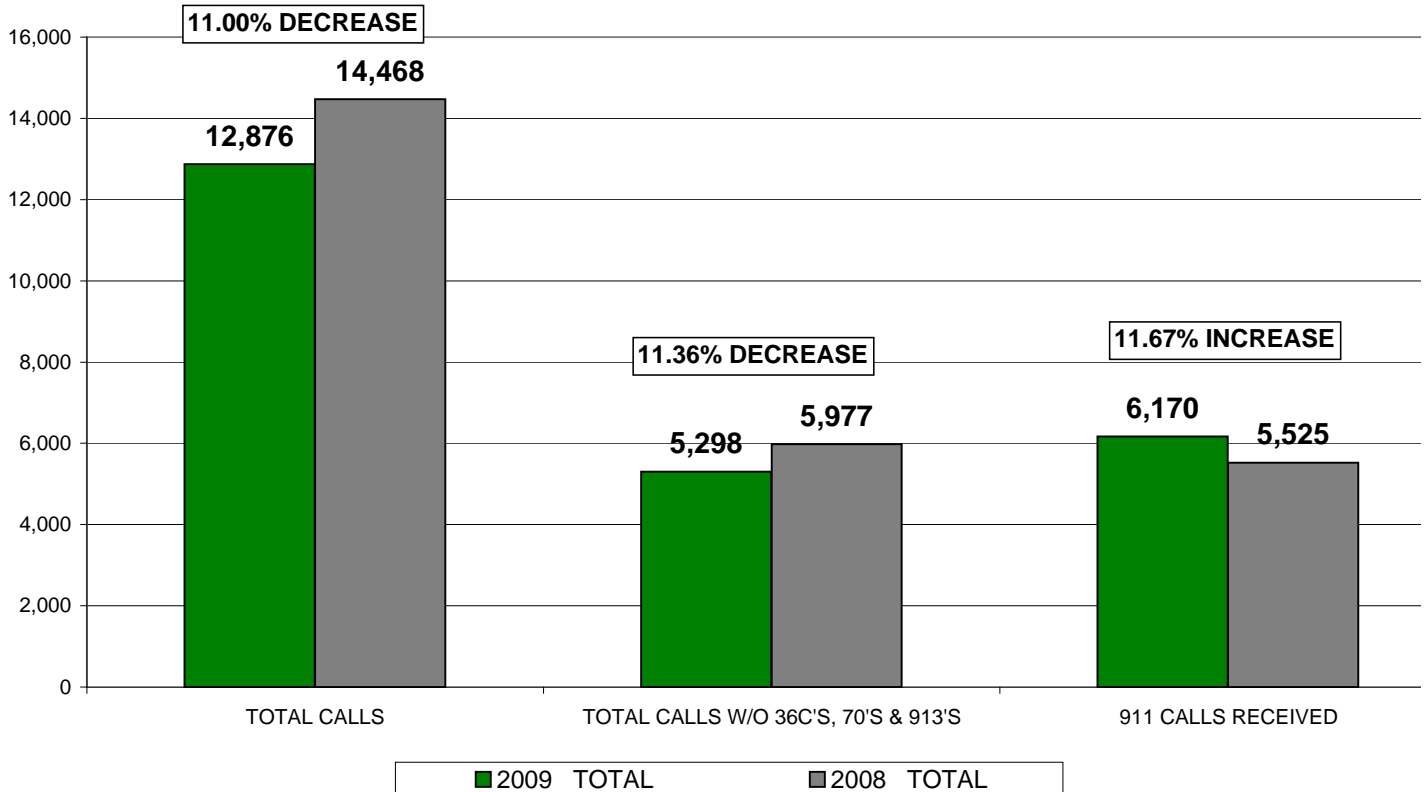
CALLS FOR SERVICE SUMMARY
JANUARY 1 - MARCH 31, 2009

CODE# & DESCRIPTION	DISTRICTS					DISTRICT 0	2009 TOTAL	VS.	2008 TOTAL
	001	002	003	004	005	MUTUAL AID OUTSIDE CITY			
2-ACCIDENT	36	48	16	29	63	6	198		255
2A-HIT SKIP	11	5	6	8	8	1	39		51
2P-ACCIDENT PRIV PROP	10	4	2	21	4	0	41		70
4-ACCIDENT INJURY	5	11	2	11	15	1	45		71
4A-HIT SKIP INJURY	0	0	0	0	0	0	0		1
4P-ACCIDENT PRIV PROP INJURY	1	1	0	0	0	0	2		0
4F-ACCIDENT FATAL	0	0	0	0	0	0	0		3
8-ASSAULT	3	0	2	5	0	0	10		23
8A-MENACING THREATS	8	1	1	4	2	0	16		12
8B-TELEPHONE HARASSMENT	4	5	3	9	0	0	21		28
10-ASSIST OTHER UNIT	5	19	1	7	15	58	105		84
12-BURGLARY	5	14	8	12	9	0	48		30
12AL-BURGLAR ALARM	102	138	125	103	78	0	546		636
12B-OPEN DOOR	3	10	7	13	2	0	35		52
13-MISC CALL	19	19	11	72	23	14	158		149
13T-PRISONER TRANSPORT	0	0	0	2	0	6	8		14
14-FRAUD/BAD CHECK	6	5	6	10	4	0	31		37
15-WARRANT SERVICE	7	2	3	9	2	37	60		63
16-DOA	1	2	0	4	0	0	7		8
16A-DEAD ANIMAL	1	1	4	2	0	0	8		4
18-DOG BITE	1	0	1	1	0	0	3		1
18A-ANIMAL COMPLAINT	5	11	14	12	8	1	51		53
18B-BARKING DOG	1	0	2	5	0	0	8		15
20-DOMESTIC	2	9	7	15	7	0	40		76
24-INTOXICATED PERSON	7	3	1	5	0	0	16		6
24A-OMVI	13	21	0	10	17	24	85		117
26-FIGHT	4	4	2	0	2	0	12		12
28-FIRE RUN	2	4	0	5	5	1	17		15
29-EMS RUN	3	6	6	3	3	0	21		23
34-JUVENILE COMPLAINT	12	11	13	16	2	0	54		74
36-THEFT	28	57	33	43	12	2	175		170
36B-FOUND PROPERTY	4	7	6	23	10	2	52		51
36C-COURTESY CARD	1,103	712	142	350	199	0	2,506		2,709
38-MISSING PERSON	1	2	1	11	2	0	17		12
38A-MISSING PERSON RETURNED	0	1	1	1	0	0	3		5
40-PERSON WITH GUN	0	0	2	2	3	0	7		3
40A-PERSON WITH KNIFE	0	0	0	0	0	0	0		1
42-UNKNOWN CIRCUMSTANCES	1	1	0	2	0	0	4		5
42A-911 HANG UP	75	40	29	73	39	1	257		274
46-PROWLER	1	2	2	1	0	0	6		4
48-RAPE	1	0	1	2	0	0	4		4
48B-SEX OFFENSE	0	0	0	1	0	0	1		4
50-ROBBERY	0	1	0	0	0	0	1		1
50AL-ROBBERY ALARM	10	10	12	7	2	0	41		54
52A-SHOTS FIRED	0	1	0	1	3	0	5		4
56-STOLEN VEHICLE	0	1	1	0	1	0	3		10
56B-RECOVERED STOLEN VEHICLE	0	0	1	3	0	1	5		8
58A-SUICIDE ATTEMPT	3	4	3	3	2	0	15		20
60A-SUSP VEHICLE	37	50	11	15	21	1	135		135
60-SUSPICIOUS PERSON	67	56	39	78	47	2	289		250
61-HOUSE CHECK	116	129	596	136	135	0	1,112		1,371
61A-EXTRA PATROL	13	12	28	30	17	0	100		95
62-TRAFFIC DETAIL	8	3	4	2	10	2	29		22
64-VANDALISM	17	14	29	38	4	0	102		99
70-TRAFFIC VIOLATOR	536	373	91	230	410	66	1,706		2,515
72-SPEEDER/RECKLESS DRIVER	15	32	11	21	52	57	188		173

CALLS FOR SERVICE SUMMARY
JANUARY 1 - MARCH 31, 2009

CODE# & DESCRIPTION	DISTRICTS					DISTRICT 0	2009 TOTAL	VS.	2008 TOTAL
	001	002	003	004	005	MUTUAL AID OUTSIDE CITY			
74-DISABLED/MOTORIST ASSIST	68	63	14	39	134	9	327		480
76-VEH BLOCKING	33	23	7	31	25	7	126		126
76A-PARKING COMPLAINT	21	16	11	32	13	0	93		92
78-LOCKOUT	67	21	9	73	15	3	188		215
80-ROADWAY OBSTRUCTION	13	28	7	13	25	2	88		62
90-DISTURBANCE 2 UNITS	26	21	13	26	17	1	104		123
90A-DISTURBANCE 1 UNIT	6	17	26	35	11	3	98		89
913-FOOT PATROL	899	832	96	1,274	249	16	3,366		3,267
96-MENTAL	0	2	1	6	2	0	11		6
100-BOMB THREAT	1	0	0	1	0	0	2		0
102-NARCOTICS	7	4	2	12	0	0	25		26
TOTAL CALLS	3,454	2,889	1,472	3,008	1,729	324	12,876		14,468
TOTAL CALLS W/O 36C'S, 70'S & 913'S	916	972	1,143	1,154	871	242	5,298		5,977
911 CALLS RECEIVED							6,170		5,525

CALLS FOR SERVICE
JANUARY 1, 2009 - MARCH 31, 2009



CALLS FOR SERVICE BY SHIFT BY DAY OF WEEK

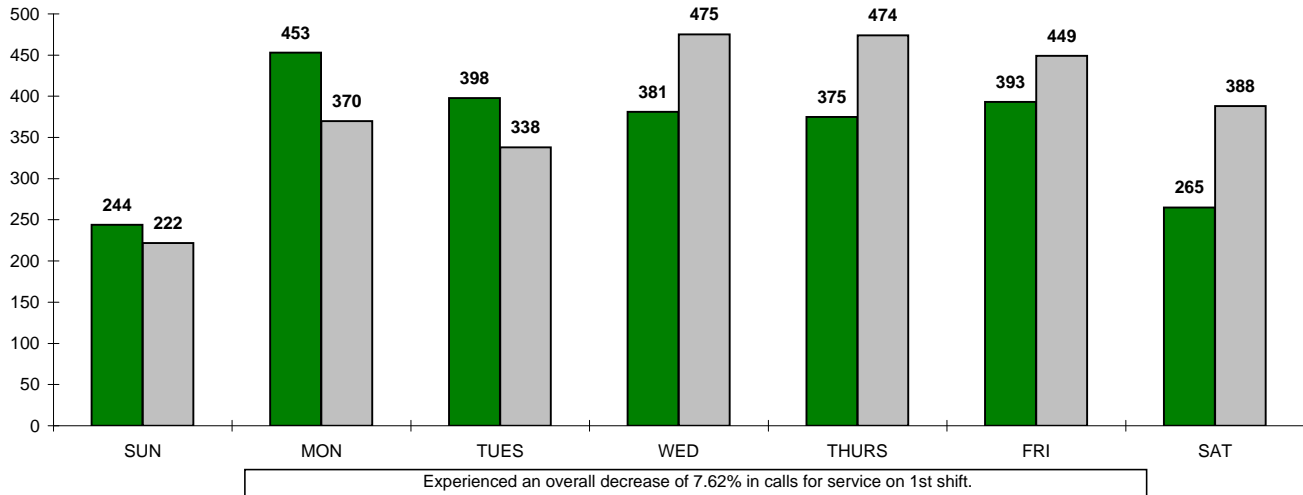
JANUARY - MARCH 2009 TOTALS							
SHIFTS	SUN	MON	TUES	WED	THURS	FRI	SAT
1ST	244	453	398	381	375	393	265
2ND	235	248	273	290	281	304	249
3RD	117	84	80	89	93	89	115

JANUARY - MARCH 2008 TOTALS							
SHIFTS	SUN	MON	TUES	WED	THURS	FRI	SAT
1ST	222	370	338	475	474	449	388
2ND	298	309	300	347	340	362	336
3RD	118	81	92	109	102	112	140

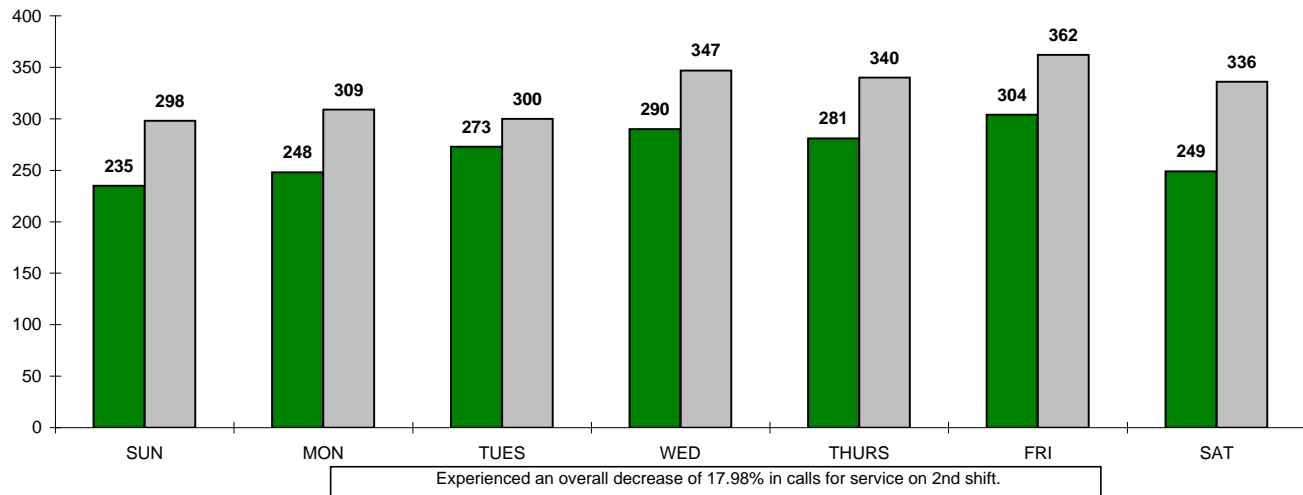
In analyzing our calls for service activity levels for the months of January - March 2009 you will note increases/decreases in some cases. The chart below indicates the percentage of increase or decrease (-) experienced by shift by day of the week. **Note: These figures do not include traffic stops, foot patrols, courtesy cards or calls in District 0.**

PERCENTAGE INCREASES AND DECREASES FOR JANUARY - MARCH 2009 VS. 2008 TOTALS							
SHIFTS	SUN	MON	TUES	WED	THURS	FRI	SAT
1ST	10%	22%	18%	-20%	-21%	-12%	-32%
2ND	-21%	-20%	-9%	-16%	-17%	-16%	-26%
3RD	-1%	4%	-13%	-18%	-9%	-21%	-18%

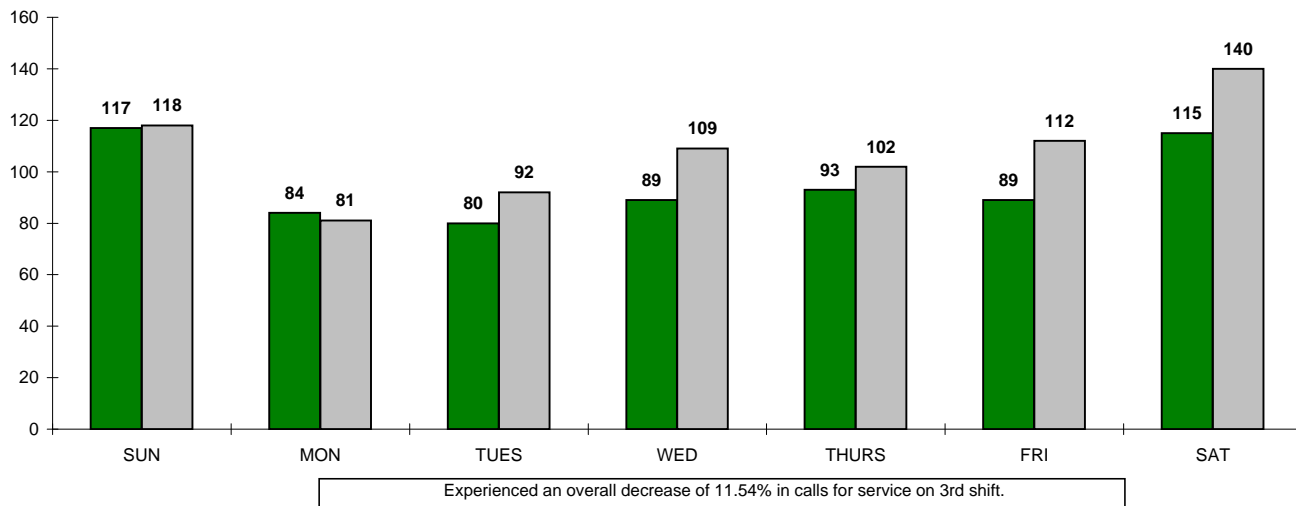
CALLS FOR SERVICE - FIRST SHIFT
JANUARY 1, 2009 - MARCH 31, 2009



CALLS FOR SERVICE - SECOND SHIFT
JANUARY 1, 2009 - MARCH 31, 2009



CALLS FOR SERVICE - THIRD SHIFT
JANUARY 1, 2009 - MARCH 31, 2009



OFFENSE REPORT SUMMARY

PART I	DEPARTMENT CLASSIFICATION	JAN-MAR 2009 TOTAL	VS	JAN-MAR 2008 TOTAL
	AGG ASSAULT/AGG VEH ASSAULT	0		1
	ARSON	1		0
	ATT BREAKING & ENTERING	0		1
	ATT BURGLARY/ATT AGG BURGLARY	1		0
	ATT THEFT	2		3
	AUTO THEFT	3		8
	B & E	16		19
	BURGLARY	22		10
	FELONIOUS ASSAULT	1		0
	RAPE	1		1
	ROBBERY	1		1
	THEFT/LARCENY	127		128
	TOTAL	175		172

PART II	DEPARTMENT CLASSIFICATION	JAN-MAR 2009 TOTAL	VS	JAN-MAR 2008 TOTAL
	AGG MENACING	1		3
	ASSAULT (SIMPLE)	7		16
	CHILD ENDANGERING	1		1
	CONT'G TO DELINQ. OF A MINOR	1		0
	CRIMINAL DAMAGING	27		15
	CRIMINAL MISCHIEF	5		3
	CRIMINAL TRESPASSING	1		0
	DOC	4		4
	DOC/FIGHTING	6		8
	DOC/INTOX	1		2
	DOMESTIC VIOLENCE/ASSAULT	11		22
	DOMESTIC VIOLENCE/MENACING	2		9
	DRUG ABUSE	7		11
	DRUG DOCUMENTS (ILLEGAL)	1		0
	DRUG PARAPHERNALIA (GENERAL)	5		4
	EMBEZZLEMENT	1		0
	EXTORTION	1		0
	FORGERY	4		5
	FRAUD	3		1
	GSI	0		2
	IDENTITY THEFT (in jurisdiction)	2		3
	INDECENT EXPOSURE/PUBLIC INDECENCY	1		1
	MENACING	0		3
	MINOR CONSUMPTION	1		7
	MINOR POSSESSION	0		2
	MISUSE CREDIT CARD	1		1
	OBSTRUCTING JUSTICE	2		1
	OPEN CONTAINER	1		0
	PASSING BAD CHECKS	1		0

OFFENSE REPORT SUMMARY

POSSESSION OF DRUGS -not marijuana	0		4
RESISTING ARREST	1		0
RSP	2		1
SEX OFFENSES	1		2
STALKING/MENACING BY STALKING	1		3
TELEPHONE HARASSMENT/HARASSING CALL	9		11
VANDALISM	5		7
WEAPONS/CCW	1		6
TOTAL	118		158

OTHER	DEPARTMENT CLASSIFICATION	JAN-MAR 2009 TOTAL	VS	JAN-MAR 2008 TOTAL
	ALL OTHER OFFENSES	1		0
	ANIMAL AT LARGE	2		0
	ANIMAL BITE	3		1
	C.I. CONTINUING INVESTIGATION	4		3
	CPO/TPO VIOLATION	5		2
	CURFEW	5		3
	DOA	7		7
	DOMESTIC DISPUTE/INCIDENT ONLY	5		11
	FALSE ALARMS	0		1
	IDENTITY THEFT (not in jurisdictn)	5		6
	INCIDENT	45		27
	MISSING PERSON	6		7
	RUNAWAY (18 YOA OR YOUNGER)	0		1
	SUICIDE ATTEMPT	12		13
	TOBACCO LAW	0		2
	UNAUTHORIZED USE OF MOTOR VEHICLE	2		0
	TOTAL	102		84

TOTAL OFFENSES

395

414

TRAFFIC ENFORCEMENT SUMMARY

TRAFFIC CITATIONS - MUNICIPAL CODE

TYPE OF CITATION & SECTION#	JAN-MAR 2009 TOTAL	VS	JAN-MAR 2008 TOTAL
70.23 TRAFFIC CONTROL DEVICE	6		66
70.24 STOP AND YIELD SIGNS	1		0
70.25 TRAFFIC CNTL SIGNAL LIGHTS	7		0
70.25C1 TRAFFIC CONTROL LIGHT	41		0
70.32 STOP SIGNS	9		3
71.01 NO OL-RESTRICT VIOL.	1		2
71.03 TEMPORARY LICENSE	2		3
71.04 FICTICIOUS LICENSE	1		2
71.05 ALLOW UNAUTH. PERSON	1		0
71.09 DISPLAY OF PLATES	3		3
71.09F EXP VALIDATION	57		74
71.10 OBSTRUCTED PLATES	1		0
71.11 ILLEGAL PLATES	0		6
71.18 DUS: NON-COMPLIANCE	17		17
71.19 NO OPS	49		71
71.20A DUS (DUI)	1		0
71.21A FRA M1	10		24
71.22 FAILURE TO REINSTATE OL	7		8
72.009 MARKED LANES	10		16
72.010 FOLLOWING TOO CLOSELY	0		3
72.011 DRIVING ON DIVIDED ROADWAYS	0		2
72.012 ILL TURN @ INTERSEC. MM/M4	0		2
72.014 PROHIBITED U-TURN	3		7
72.015 STARTING & BACKING VEH	3		9
72.016 TURN & STOP SIGNALS	7		21
72.020 STOPPING FOR SCHOOL BUS	1		1
72.025E FAIL TO OBEY TRAFFIC LIGHT	1		0
72.030 FAIL TO YIELD	1		0
72.031 RIGHT OF WAY/LEFT	5		17
72.032 STOP AND YIELD SIGNS	11		2
72.034 RIGHT OF WAY/PUBLIC SAFETY	0		1
72.035 RIGHT OF WAY/ROADWAY	0		9
72.035A FAIL TO YIELD	1		1
72.050 OBSTRUCT/INTERFERE DRIVER	0		1
72.058 FAIL TO CONTROL	34		59
72.058 FULL TIME & ATTENTION	4		2
72.060 SQUEALING TIRES/PEALING	0		1
72.061 DRIVING SIDEWALK/LAWN	1		0
72.062 LITTERING FROM M.V.	2		0
72.075A FAIL TO YIELD TO PEDESTRIAN	1		0
73.01A1 OVI (FORMERLY OMVI)	16		36
73.02A RECKLESS OPERATION	1		1
73.15 SPEED/ACDA	631		1,024
73.16 SLOW SPEED	0		1

TRAFFIC ENFORCEMENT SUMMARY

73.30 STOPPING AFTER ACCIDENT	3		5
73.31 STOPPING AFTER INJURY ACCID	0		1
74.01 UNSAFE VEHICLE	1		2
74.04 TAILLIGHT(S)OR PLATE LIGHT	1		1
74.13 LIGHTS DISPLAYED	2		7
74.20 MUFFLERS/XCESS SMOKE-GAS	1		0
74.24 MOTOR VEHICLE STOP LIGHTS	0		1
74.26 CHILD RESTRAINTS	0		1
74.27B1 SEATBELT - DRIVER	25		19
MISCELLANEOUS MOVING	7		0
TOTALS	987		1,532

TRAFFIC CITATIONS - OHIO REVISED CODE

TYPE OF CITATION & SECTION#	JAN-MAR 2009 TOTAL	VS	JAN-MAR 2008 TOTAL
2921.331 FLEEING/ELUDING POL. OFC.	1		0
4301.62B OPEN CONTAINER	1		0
4503.21 DISPLAY LICENSE/VALIDATION	4		2
4507.02 VALID DRIVERS LICENSE	0		2
4507.02A1 DRIVE W/O VALID OP LIC.	2		3
4507.02B1 DUS/REVOCAION	1		0
4507.071B4 <17, > 1 PSGR IN VEH	0		1
4510.11 DUS/REVOCAION	2		3
4510.12 NO OPER LICENSE	12		16
4510.14 DRIVE W/O VALID OP LIC.	2		2
4510.16A DUS/FRA	4		7
4511.12 TRAFFIC CONTROL DEVICE	0		4
4511.19A1 OMVI IMPAIRED	18		31
4511.19A1F OVI BAC >.192%	1		1
4511.19A2 OVI - REFUSED BREATH TEST	1		2
4511.19A3 OMVI PER SE-BREATH	1		0
4511.19B2 OMVUAC-BREATH	1		0
4511.202 FAIL TO CONTROL	7		3
4511.21 SPEED/ACDA	4		7
4511.25 LANES OF TRAVEL	0		2
4511.27 OVERTAKING & PASSING	0		1
4511.29 DRIVING LEFT OF CENTER	0		1
4511.33 MARKED LANES	6		7
4511.35 DIVIDED ROADWAYS	0		1
4511.39 FAIL TO SIGNAL	1		0
4511.42A FAIL TO YIELD/STOP SIGN	1		0
4511.43 FAIL TO YIELD STOP INTERSEC	1		2
4513.03 LIGHTED LIGHTS REQ'D	0		1
4513.15 FAIL TO DIM	0		1
4513.263 FAIL TO WEAR SEATBELT	2		0
TOTALS	73		100

TRAFFIC ENFORCEMENT SUMMARY

PARKING CITATIONS

TYPE OF CITATION & SECTION#	JAN-MAR 2009 TOTAL	VS	JAN-MAR 2008 TOTAL
76.01 CERTAIN AREAS PROHIBITED	7		4
76.02 PARALLEL PARKING	0		2
76.02A FOOT FROM CURB	1		1
76.02F HANDICAP PARKING	13		5
76.05 UNATTENDED VEHICLE	0		1
76.26B PARKING IN FIRELANE	6		3
TOTALS	27		16

TOTAL CITATIONS	1,087	1,648
------------------------	--------------	--------------

CRIMINAL CHARGES SUMMARY

CHARGE	JAN-MAR 2009 TOTAL	VS	JAN-MAR 2008 TOTAL
ANIMAL AT LARGE	3		2
CONT'G TO DELINQ. OF MINOR	1		0
DOC	0		2
DOC/INTOX	0		1
DRUG ABUSE	3		4
DRUG PARAPHERNALIA	2		5
LIQUOR LAWS	0		1
MENACING	1		0
MINOR CONSUMPTION	1		9
MINOR POSSESSION	1		1
OBSTRUCTING OFFICIAL BUSINESS	1		1
THEFT-LARCENY/NON MOTOR VEHICLE	1		0
TOTALS	14		26

ADULT ARREST SUMMARY

ACTUAL NUMBER OF ADULTS ARRESTED	JAN-MAR 2009 TOTAL	VS	JAN-MAR 2008 TOTAL
TOTAL	81		104

BREAKDOWN OF CHARGES	JAN-MAR 2009 TOTAL	VS	JAN-MAR 2008 TOTAL
AGG MENACING	2		4
AGGRAVATED ASSAULT	1		0
ASSAULT	3		2
CHILD ENDANGERING	1		1
CPO/TPO VIOLATION	5		1
CRIMINAL TRESPASS	2		0
DECPT/DANGER. DRUGS	1		0
DISCHARGING FIREARMS	2		1
DOC	0		1
DOC/INTOX	1		1
DOMESTIC VIOLENCE/ASSAULT	7		8
DOMESTIC VIOLENCE/MENACING	0		5
DRUG ABUSE	2		4
DRUG PARAPHERNALIA	2		6
DUS	2		9
FALSIFICATION	2		0
FLEEING	1		0
FRAUD	1		0
FTA ARREST/WARRANT	25		42
FTC ARREST/WARRANT	1		0
GSI (GROSS SEXUAL IMPOSITION)	0		1
LIQUOR LAWS	1		0
MINOR CONSUMPTION	2		2
OBSTRUCTING OFFICIAL BUSINESS	5		0
OPEN CONTAINER	1		0
OVI (DUI, OMVI, etc)	25		42
OVI PER SE (aka OMVI PER SE)	8		12
OVI REFUSAL	7		9
PASSING BAD CHECKS	1		1
PHYSICAL CONTROL	0		1
POSS/OPIUM, COCAINE, HEROIN, ETC.	0		1
POSS/SYNTHETIC/MANUFACTURED-DRUGS	0		1
RESISTING ARREST	2		0
RSP	1		0
SEX OFFENSES (EXCEPT RAPE & PROSTITUTION)	0		1
TELEPHONE HARASSMENT/HARASSING CALL	1		0
THEFT-LARCENY/NON MOTOR VEHICLE	4		3
VANDALISM	1		0
WEAPONS:CCW, POSSESSING, ETC.	3		0
TOTAL	123		159

JUVENILE ARREST SUMMARY

ACTUAL NUMBER OF JUVENILES ARRESTED	JAN-MAR 2009 TOTAL	VS	JAN-MAR 2008 TOTAL
TOTAL	47		65

BREAKDOWN OF CHARGES	JAN-MAR 2009 TOTAL	VS	JAN-MAR 2008 TOTAL
ASSAULT	3		8
AUTO VEHICLE THEFT	0		4
CONT'G TO DELINQ. OF MINOR	0		1
CRIMINAL DAMAGING	0		3
CRIMINAL MISCHIEF	3		1
CURFEW AND LOITERING LAW VIOLATIONS	12		8
DOC	3		9
DOC/DRUNK & DISORDERLY	3		0
DOC/FIGHTING	10		8
DOC/INTOX	0		1
DOMESTIC VIOLENCE/ASSAULT	0		3
DRUG ABUSE	3		5
DRUG PARAPHERNALIA	2		6
FALSIFICATION	0		1
FORCIBLE RAPE	0		1
FTA ARREST/WARRANT	0		1
LIQUOR LAWS/LIQUOR CONSUMP MV	0		1
MINOR CONSUMPTION	2		8
MINOR POSSESSION	0		3
OBSTRUCTING OFFICIAL BUSINESS	0		2
RESISTING ARREST	0		1
RSP	1		1
SALE SYNTHETIC/MANUFACTURED DRUGS	3		0
TELEPHONE HARASSMENT/HARASSING CALL	2		0
THEFT-LARCENY/NON MOTOR VEHICLE	2		5
TOBACCO LAW	0		3
WEAPONS:CCW, POSSESSING, ETC.	0		2
TOTAL	49		86

ACCIDENTS

TYPE OF ACCIDENT	JAN-MAR 2009 TOTAL	VS.	JAN-MAR 2008 TOTAL
FATAL	0		3
FATAL PRIVATE PROPERTY	0		0
PROPERTY DAMAGE	110		160
HIT SKIP	4		3
PRIVATE PROPERTY	29		55
PRIVATE PROPERTY HIT SKIP	3		2
INJURY ACCIDENT	42		63
INJURY HIT SKIP	0		0
PRIVATE PROPERTY INJURY	3		0
PRIVATE PROPERTY INJURY HIT SKIP	0		0
TOTALS	191		286

ACCIDENT ANALYSIS January - March 2009

January 1, 2009 through March 31, 2009 there were 191 reported traffic accidents, resulting in an average 2.12 accidents/day. Compared to 2008, accidents increased 33.22% (2009 = 191; 2008 = 286).

Personal injury accidents (45) accounted for 23.56% of the total. Property damage accidents accounted for the majority of our activity with 114 reports being filed (59.69%). Private property collisions accounted for 32 (16.75%) reports being filed.

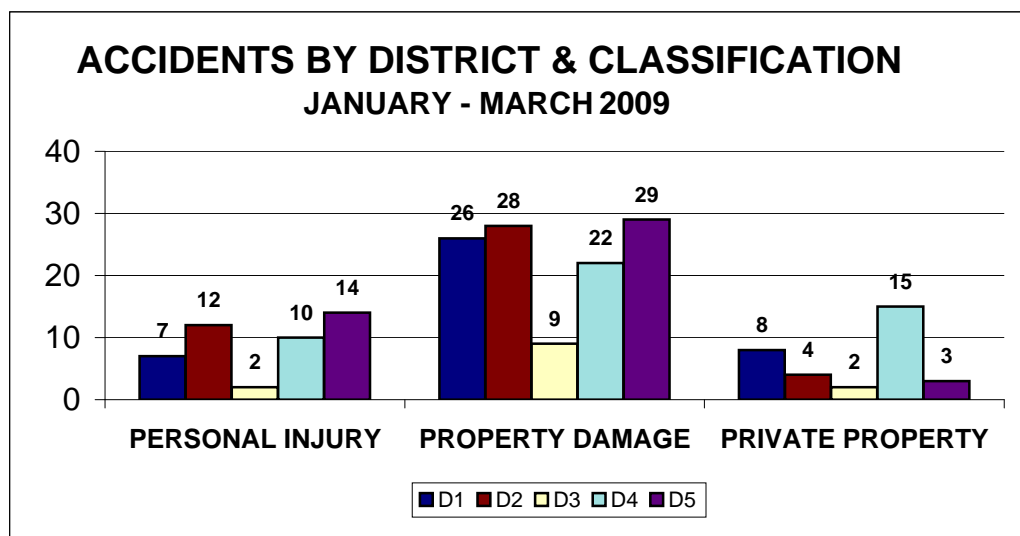
Districts 4 experienced the majority of accidents (47 or 24.61%) followed closely by District 5 with 46 accidents (24.08%). There were 41 collisions in District 1 (21.47%), 44 collisions in District 2 (23.04%) and in District 3, 13 accidents (6.81%). The busiest day of the week for accident activity for the reporting period was Friday with 34 accidents (17.80%) reported. The second busiest day was Tuesday with 30 accidents (15.71%) reported. Accident activity for the remaining days of the week were as follows: Sunday = 20 (10.47%); Monday = 28 (14.66%); Wednesday = 29 (15.18%); Thursday = 27 (14.14%); and Saturday = 23 (12.04%).

The most frequent contributing factor was Following Too Closely, which accounted for 65 or 34.03% of the accidents. The next most recurrent contributing factor was Failure to Control accounting for 35 or 18.32% of the accidents for the reporting period. The busiest time of day for accident activity was between 7AM-8AM with 20 (10.47%) accidents.

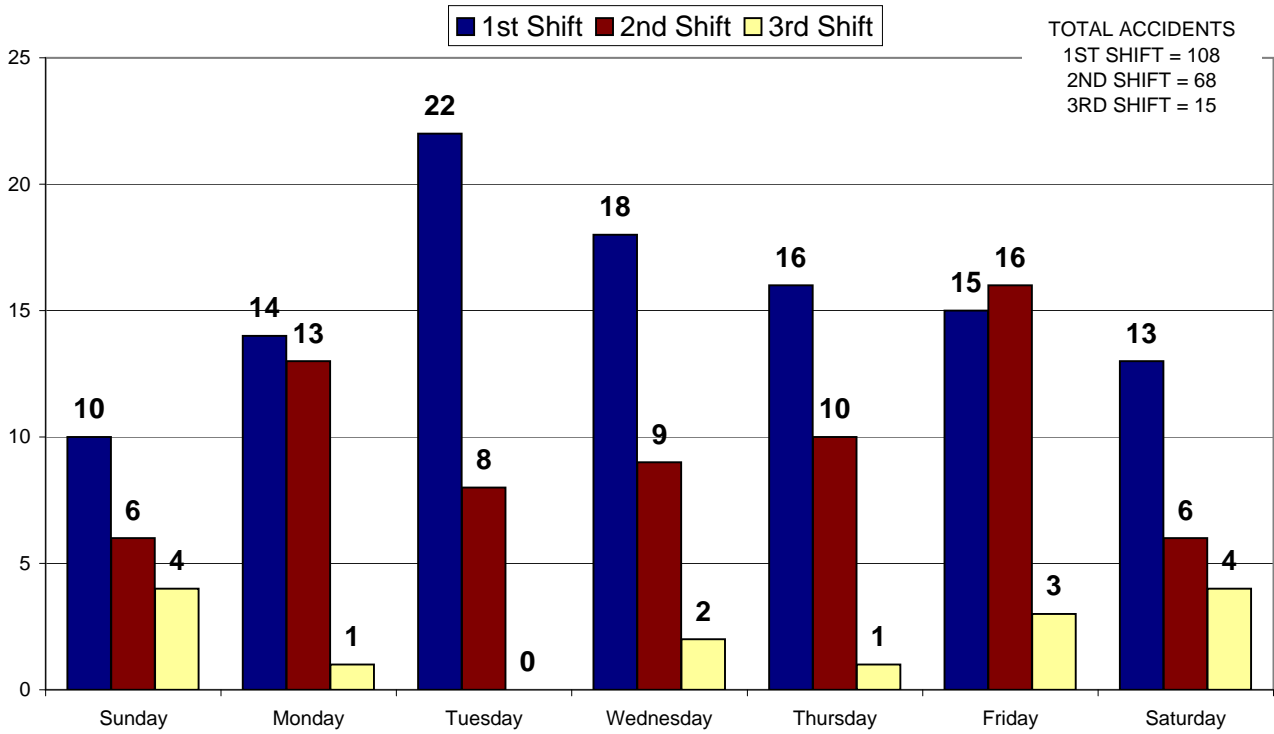
Seven (7) crashes were identified as having been alcohol related (3.67%). The drivers in these accidents were arrested and charged with OVI. One hundred twenty-three (123) citations were issued to at fault drivers as a result of their accidents (64.40%).

ACCIDENTS BY DISTRICT & CLASSIFICATION

DISTRICT	PERSONAL INJURY	PROPERTY DAMAGE	PRIVATE PROPERTY	TOTAL
D1	7	26	8	41
D2	12	28	4	44
D3	2	9	2	13
D4	10	22	15	47
D5	14	29	3	46
TOTAL	45	114	32	191



ACCIDENTS BY DAY OF WEEK & SHIFT JANUARY 1 - MARCH 31, 2009



ACCIDENTS & CITATIONS BY HOUR JANUARY 1 - MARCH 31, 2009

