

**City of Dublin
Division of Police**

**Quarterly
Activity
Report**

**April – June
2007**

DUBLIN DIVISION OF POLICE ACTIVITY SUMMARY

April – June 2007

Calls for Service:

Total Calls for Service: 16,434	Total Calls w/o Foot Patrol, Traffic Stops & Courtesy Calls*: 6,995				
Calls by District					
District 1	District 2	District 3	District 4	District 5	District 0 •
4,151	2,800	2,020	4,488	2,586	389
1,311*	1,219*	1,323*	1,771*	1,143*	228*
<i>911 Calls: 1,752</i>					
Workload Analysis Information for Districts 1 through 5*					
<i>Total Calls for Service: 6,767 Average Response Time: 5 minutes</i>					
<i>Average Total Time to Handle Calls: 22 minutes</i>					
*does not include traffic stops, foot patrols & courtesy calls					
• this district tracks all mutual aid calls to other jurisdictions or activity that occurs outside the city					

Offense Reports:

Part I Crimes: 196	Part II Crimes: 145	Other: 87
Total Offense Reports for April – June 2007:		428

Traffic & Criminal Citations

Traffic Total: 1,913	Criminal Total: 63
Municipal Code: 1,763	
Ohio Revised Code: 72	
Parking Citations: 78	

Arrests:

Number of Adults Arrested: 108	Number of Juveniles Arrested: 68
Total Persons Arrested April – June 2007: 176	

Arrest Charges:

Adult: 160	Juvenile: 92
Total Charges April – June 2007: 252	

Accident Reports:

Property Damage: 104	Injury: 62	Private Property: 27
Total Accident Reports April – June 2007: 193		

Please see remainder of report for more detailed information.

Authorized Strength – 2007

Full-Time Personnel

STAFFING TABLE	SWORN Authorized 69					CIVILIAN Authorized 24				
	Chief	Lt	Sgt	Cpl	Police Officer	Tech Svcs Commander	Comm Supvsr	Comm Tech	Admin Spec	Office Asst
Number Authorized	1	2	7	6	53	1	2	15	1	5
Number Actual	1	2	7	6	48*	1	2	12*	1	5
Office of the Chief	1								1	
Operations Bureau										
Commander		1								
Patrol Sergeant			3							
Traffic Unit Sgt			1							
Corporal				6						
Patrol Officer					30*					
Canine Officer					1					
Crime Analysis Officer					1					
Traffic Unit Officer					4					
Officer(s) in Training										
Officer(s) on LEAVE										
Services Bureau										
Commander		1								
Detective Sergeant			1							
Detective					4					
Juvenile Officer					1					
Community Ed Unit Sgt			1							
Community Ed Unit Officer					7*					
Technical Services Bureau										
Commander						1				
Training/Accreditation Sgt			1							
Comm Supervisor							2			
Comm Technician								12*		
Property Technician										1
Office Assistant II										4

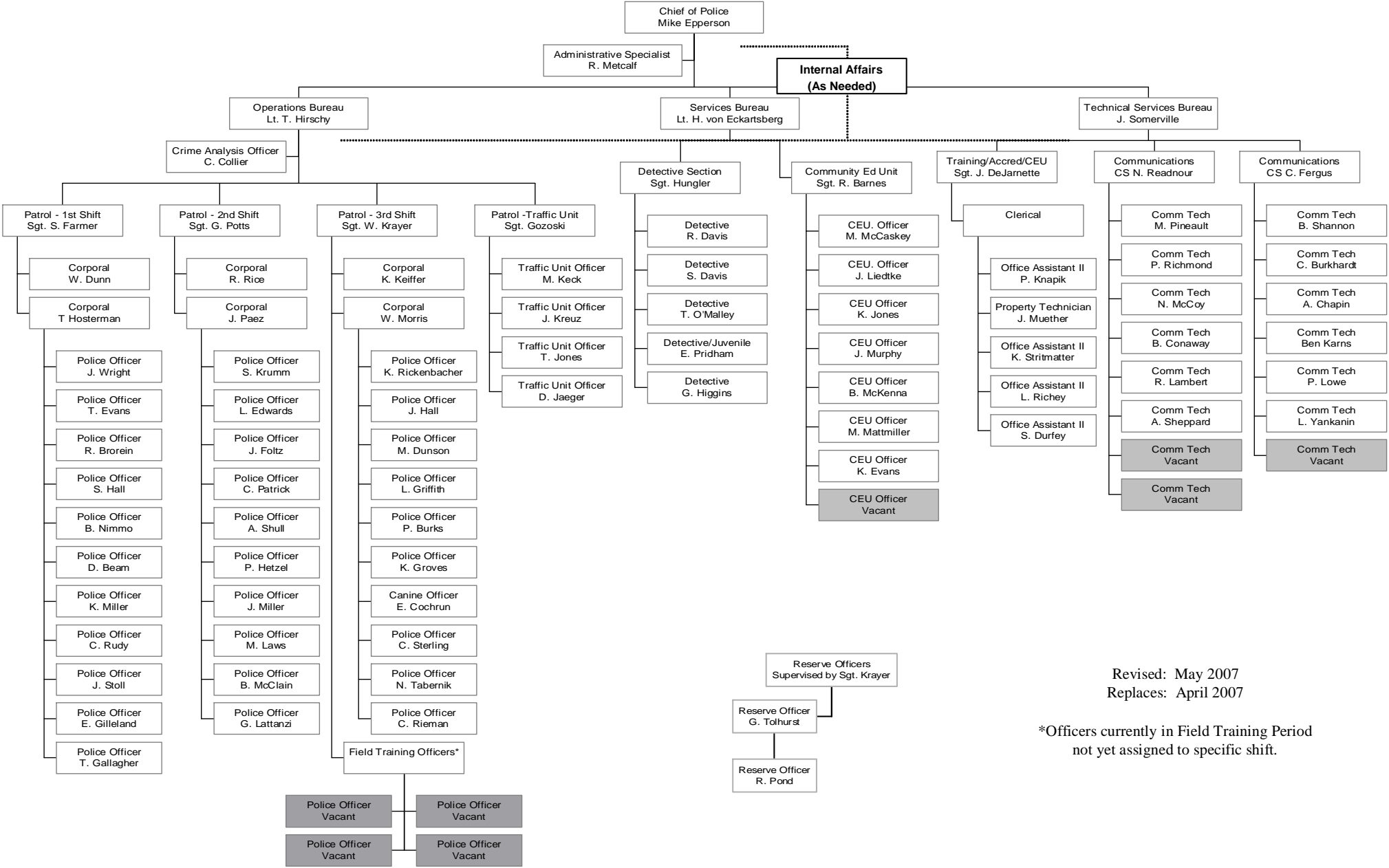
*below authorized staffing level

Reserves

Number Authorized	10
Number Actual	2
Reserve Officer	2

City of Dublin - Division of Police

Organizational Chart - Standard 11.1.2



Revised: May 2007
Replaces: April 2007

*Officers currently in Field Training Period
not yet assigned to specific shift.

DIVISION ACTIVITY

Goals & Objectives Progress

January – June 2007

1	<i>Maintain a low level of crime throughout the city.</i>
----------	--

OPERATIONS BUREAU OBJECTIVES

PATROL

2007-101 Maintain a low level of thefts from vehicles throughout the city (189 or less).

Between 1/1/07 and 6/30/07, 136 thefts from vehicle reports have been filed. The Operations Bureau is currently not on track to accomplish this objective.

2007-102 Maintain a low level of residential burglaries and commercial B&E throughout the city (151 or less).

Between 1/1/07 and 6/30/07, 69 burglary/B&E reports have been filed. The Operations Bureau is currently on track to accomplish this objective.

2007-103 Resolve and/or reduce crime in problematic locations as identified through crime analysis and/or supervisory direction.

Between June 18 to July 2, 2007, extra patrols and directed patrols were utilized in various neighborhoods in the D-3, D-5, D-4, and D-1 residential areas of Dublin in an effort to “target harden” vehicles and residences through crime prevention tactics as well as apprehend theft from vehicle suspects. Members from patrol, TEU, and CEU participated in these extra and directed patrols. Detectives were assigned these thefts from an investigative perspective. A sudden decrease was observed in these thefts from vehicles in late June to early July.

CRIME ANALYSIS

2007-104 Identify evolving and existing crime patterns/trends and communicate this information to all division components.

The crime analysis function has issued the following crime alerts on crime patterns/trends:

6/27/2007 - Thefts from Vehicles Suspects

6/15/2007 - Vehicle Vandalism

6/6/2007 - Theft from Vehicle Data provided to shift supervisors

5/14/2007 - May Thefts from Auto

2/13/2007 - Britton Woods Thefts from Vehicles

2/2/2007 - Eyeglass Thefts and Attempted Thefts

1/30/2007 - Catalytic Converter Thefts from Ashland

2007-105 Work with PIO to distribute education materials to potential targets, the public, and/or the media concerning crime issues.

The crime analysis function has worked with community relations to share the following information on the city’s website:

- *Weekly Crime Data*
- *Weekly Crime Maps*

In addition, the crime analysis function has provided the following material to the public:

Bi-Weekly traffic enforcement target zones published on the city-s website.

2-2-07 – Introduction letter and district officer map sent to civic associations.

3-21-07 – Press Release for I-270 N/B Closure due to a serious traffic crash.

4-6-07 – Press release and news article on changes in the teenage traffic laws.

6-18-07 – GeoCast conducted in sections of D-5 reference on-going theft from vehicle issues.
6-28-07 – Release on theft from vehicle issues sent to all Dublin neighborhood watch groups.
6-28-07 – GeoCast conducted in D-3 reference on-going theft from vehicles issues.
6-28-07 – E-mail & telephone notifications to Dublin civic associations about theft from vehicle issues.
6-29-07 – Information posted on website and 1610 AM (RSS) reference theft from vehicle issues.

SERVICES BUREAU OBJECTIVES

DETECTIVES

2007-106 Conduct documented monthly visits to area resale shops for stolen property listed with our agency. Especially with the investigations centering around the theft from MV's in the past month we have had more ongoing conversations with CPD pawn squad. Visits were made to a number of pawn shops on the west side of Columbus by Det Higgins which resulted in intelligence information currently being followed up on by Det Bob Davis.

2007-107 Develop an additional five active confidential informants in 2007 each resulting in a successful case clearance for our agency or other criminal justice entity. Det. section has signed up two CI's so far this year. Another one was anticipated several months ago but that did not work out. Section is in the process of signing one up currently who is already providing information critical to a case with Delaware County.

2007-108 Achieve a 40% successful case clearance rate on an annual basis for each investigator and for the detective section. This objective is not being met, hopefully the pct will rise through the end of the year. Currently, the detective section is showing a 22% successful clearance rate.

2007-109 Assign at least 12% of reported criminal cases for investigation by detectives. (This objective to be reviewed at mid-year). Through month of July, assignment rate is down to 9.7%. This is a 50% decrease since Feb.

2007-110 Develop at least 10 proactive drug investigations targeting drugs most commonly used by Dublin youth. To date detective section has only initiated one proactive investigation. Section is following up on intel information received from the anonymous tips hotline which will most likely result in three more investigations opening.

COMMUNITY EDUCATION UNIT

2007-111 Deliver crime prevention programs in the community, i.e., Safe Escape, Personal Defense Program, and CyberSafe to increase community awareness and reduce criminal opportunity.

- StreetSafe delivered each month with average class size of 10. .
- PROTECT Classes delivered at all high schools, and to community groups.
- DARE Classes delivered as scheduled at all grade levels.
- Police Intern completing research/work on a youth version of CyberSafe
- Working to update PD website link with detailed information on programs to increase awareness and delivery.
- Safe Escape Classes delivered at DCRC with average class size of 27.
- Participated in City of Dublin Safety City (2006-07 school year)
- 312 crime prevention details completed in the schools.
- 408 meetings with school staff
- 183 meetings with students and 29 student counseling sessions
- 138 extra-curricular events attended by officers

2007-112 Reduce the overall incidence of thefts (below 85) and assault/fighting incidents (below 30) in schools in 2007 over 2006 totals.

-SRO's have published information and guidance on theft assaults in the schools to include; email soliciting teacher/ staff support posting theft prevention posters.

-SRO's reporting and investigating crime-identifying prevention opportunities.

-Unit meetings held to discuss and set strategy.

-Anti-theft posters, announcements, briefs delivered to students and staff in schools.

-Incorporating patrol officers into schools to increase presence and response.

-Collaborated with school officials to increase camera use in schools.

(2006-07 school year)

-111 law related classes delivered at various grade levels.

-50 juvenile and 7 adult arrests made in schools.

- School crime statistics through May (last month available due to Summer vacation) shows that assaults/fighting incidents have remained fairly stable from 2006 to 2007 with an increase from 16 YTD in '06, to 17 YTD in '07. Thefts have gone from 31 YTD May, 2006 to 34 YTD May, 2007 (9.7% increase). We are on target to stay under 85 thefts. We are on target to remain at 30 assault/fighting incidents. The goal, however, is to end up below this count. (See attached information).

TECHNICAL SERVICES BUREAU OBJECTIVES

COMMUNICATIONS

2007-113 Actively work warrants by making phone contact with the wanted person and encouraging them to turn themselves in or work with the court to clear the warrant.

In May, the Communications Center warrant team implemented the "Wipe Out Warrants" campaign. The goal is to make 30 defendant contacts per month and clear 50 warrants by the end of 2007. In the first full month of the program (June), the warrant team made ## contacts and cleared 9 warrants.

2007-114 Develop and implement a system to identify habitual 36C locations and use alternative methods of notification to encourage compliance.

Accomplishment of this goal is assigned to CS Carolyn Fergus and is currently in development.

2007-115 Create crime trend notification scenarios in DECS.

The DECS team has created (4) crime notification scenarios that can be used to make quick notifications to specific groups about crime trends. These groups are "Tuller Road Hotels", "All Banks", "DVC Businesses" and "All Pharmacies". The DECS programming team of CT Burkhardt and CT Karnes are continuing to work on the development of additional groups needed based on trends and input from the crime analyst and patrol sections.

RECORDS

2007-116 Complete all CRIME related data entry by the second work day of each new month.

This goal has been achieved for each of the first six months of 2007.

2007-117 Develop the technology and process that allows residents submit house watch information via the internet.

This project is scheduled for completion during the month of October.

2007-118 Complete and distribute crime and officers activity analysis reports by the seventh day of each month.

This goal has been achieved for each of the first six months of 2007.

DIVISIONWIDE OBJECTIVE

2007-119 Respond to significant crime issues or trends by rapidly establishing and deploying necessary resources to resolve or reduce the problem.

Between June 18 to July 2, 2007, extra patrols and directed patrols were utilized in various neighborhoods in the D-3, D-5, D-4, and D-1 residential areas of Dublin in an effort to "target harden" vehicles and residences through crime prevention tactics as well as apprehend theft from vehicle suspects. Members from patrol, TEU, and CEU participated in these extra and directed patrols. Detectives were assigned these thefts from an investigative perspective. A sudden decrease was observed in these thefts from vehicles in late June to early July.

2	<i>Maintain a low level of traffic crashes occurring in the city and respond effectively to other traffic concerns.</i>
----------	--

OPERATIONS BUREAU OBJECTIVES

PATROL

2007-201 Maintain a low level of traffic crashes in the top 7 traffic crash corridors (320 or less).

Between 1/1/07 and 6/30/07, 150 traffic crash reports have been filed in the top 7 traffic crash corridors. The Operations Bureau is currently on track to accomplish this objective.

2007-202 Increase the number of division wide OVI related arrests (161 or greater).

Between 1/1/07 and 6/30/07, 96 OVI related arrests were made. The Operations Bureau is currently on track to accomplish this objective.

TRAFFIC ENFORCEMENT UNIT

2007-203 Reduce speeds in those areas which warrant a TEU project response.

There were no major neighborhood projects for the first half of 2007. None of the reported neighborhood issues in which a Stealth Stat study was conducted warranted an enforcement project. However, TEU has responded to 43 traffic complaints, completed 54 speed trailer deployments and conducted 36 Stealth Stat surveys. In addition, TEU has dedicated a considerable amount of enforcement to the top 7 accident locations making 52% of the 2,724 traffic stops in the top 7 locations and issuing 58% of the 1,247 citations in top 7 areas.

2007-204 Maintain a low level of traffic crashes in the top 7 traffic crash corridors (320 or less).

Between 1/1/07 and 6/30/07, 150 traffic crash reports have been filed in the top 7 traffic crash corridors. The Operations Bureau is currently on track to accomplish this objective.

CRIME ANALYSIS

2007-205 Identify evolving and existing traffic crash patterns/trends and communicate this information to all division components.

Weekly and monthly traffic crash reports are prepared and disseminated for review.

SERVICES BUREAU OBJECTIVES

COMMUNITY EDUCATION UNIT

2007-206 Complete HS DARE and related lessons promoting safe driving in all three high schools.

-All DARE Classes delivered as scheduled.

-3 new video programs reviewed for inclusion in DARE and StreetSafe classes.

2007-207 Deliver the Street Safe Program each month. Analyze program outcomes by October, 2007 to determine its effectiveness.

LEADS Survey found 74 youth offenders completed StreetSafe Jan-June 2007 with only 5 repeat offenders.

TECHNICAL SERVICES BUREAU OBJECTIVES

RECORDS

2007-208 Complete all crash and citation data by the second day of each new month.

This goal has been achieved for each of the first six months of 2007.

2007-209 Complete and distribute traffic and citation activity analysis reports by the seventh day of each month.

This goal has been achieved for each of the first six months of 2007.

2007-210 Cross train all personnel in the Records Bureau in the entry and quality checking of accident reports in CRIMES.

This goal has been accomplished.

3	<i>Enhance our readiness and demonstrate our ability to successfully resolve critical incidents.</i>
----------	---

OPERATIONS BUREAU OBJECTIVES

PATROL

2007-301 Complete debriefings with officers involved in critical incidents/major crimes in an effort to identify and correct issues that will improve future performance.

-May 7, 2007 – Cpl. Morris conducted an after action report on the police response to the fatal traffic crash on US Rt. 33 between Avery and SR 161.

-June 22, 2007 - Cpl. Hosterman conducted a debrief of the US Bank robbery earlier in the day with twelve officer involved in the response.

2007-302 Complete one major exercise per shift/team (i.e. your choice - tabletops, drills, scenarios, functional walk-through, etc.).

Each Operations Bureau Work Unit is scheduled to complete their one major exercise in the second half of 2007.

2007-303 Conduct quarterly deployment drills with officers using the ballistic packages to test their readiness to deploy the equipment.

-First shift completed two “tactical gear deployment” drills (i.e. April 28, 2007).

-Second shift has conducted quarterly inspections on: 3/14/07 and 3/23/07.

*-Third shift did not conduct any deployment drills for the first half of 2007. * Ballistic packages were utilized by on-duty third shift officers on Friday 05/25/07 in order to make entry into a home to arrest a 58A domestic violence suspect who had a 40 in the home (Incident #07-3751).*

-TEU Officers participated in a quarterly ballistic deployment drill (3-15-07 & 6-14-07).

TRAFFIC ENFORCEMENT UNIT

2007-304 Participate in debriefings with officers involved in critical incidents/major crimes in an effort to identify and correct issues that will improve future performance.

TEU Officers participated in one critical incident debrief (6-22-07) for the first half of 2007.

2007-305 Complete one major exercise per shift/team (i.e. your choice - tabletops, drills, scenarios, functional walk-through, etc.).

TEU has not completed this exercise.

2007-306 Conduct quarterly deployment drills with officers using the ballistic packages to test their readiness to deploy the equipment.

TEU Officers participated in a quarterly ballistic deployment drill (3-15-07 & 6-14-07).

SERVICES BUREAU OBJECTIVES

DETECTIVES

2007-307 Maintain all crime scene response equipment in working order through documented monthly inspections.

Objective is currently on schedule for completion

2007-308 Plan, conduct, document, and debrief a death investigation response scenario.

Death policy training completed in August. Response scenario not scheduled yet.

2007-309 Plan, conduct, document, and debrief two moving surveillance scenarios.

First scenario scheduled for Oct. 5th.

2007-310 Schedule a one week in-service training for detectives with CPD Homicide for "OJT".

Detectives scheduled to complete this by end of October.

2007-311 By the end of March, 2007 all detectives must demonstrate proficiency with all crime scene technical equipment.

Unsatisfactory progress.

COMMUNITY EDUCATION UNIT

2007-312 Train and equip all CEU members to address critical incidents and serious crime more effectively in schools through completion of individual, and at least two unit training exercises. (Proficiency in deploying ballistic packages will be evaluated in unit training exercises).

-Inspection of gear readiness conducted by CEU Supervisor. .

-Training is being planned.

-CEU members completed school building walk-thrus with patrol officers.

-CEU members completed training at conferences in support of increased readiness.

-Single Officer Response Training being planned for the Fall.

2007-313 Conduct debriefs and after-action reports of incidents at schools, and integrate lessons learned into training and operations.

-All drills and incidents from 2007 have been documented in debriefs. CEU unit training will include this information.

TECHNICAL SERVICES BUREAU OBJECTIVES

RECORDS

2007-314 Staff participation in the agency critical incident drill.

The drill is scheduled for November.

COMMUNICATIONS

2007-315 Conduct a communications center evacuation drill that includes staff deployment to the mobile command trailer and to Westerville Communications.

This drill is scheduled for November.

2007-316 Have each CT participate/observe in a minimum of one school lock down drill.

All CT's have been scheduled to attend various lock down drills to be held at schools after the start of the 2007/2008 school year.

2007-317 Conduct critical incident scenario training using multiple CT's in the scenario.

Scheduled for the December CT In-Service training session.

2007-318 Conduct a full scale IDT response (actual or drill) that includes trailer deployment, full use of all trailer resources and truck 9 resources.

IDT is participating in the NAS-T hazardous material drill to be held on Thursday 08/23.

DIVISIONWIDE OBJECTIVE

2007-319 Complete QUAD training for all sworn employees.

QUAD training is scheduled to be completed in October 2007.

DIVISION ACTIVITY

CALLS FOR SERVICE

District 1

Includes all areas within the city limits that are south and east of Interstate 270 and west of the Scioto River. Also includes I270 northbound from US 33 westbound ramp up to Sawmill Road.

District 2

Includes all areas within the city limits that are east of the Scioto River, west of Sawmill Road, south of the Delaware County Line and north of Martin Road. Also includes I270 westbound from Sawmill Road to US 33 and the ramp from I270 southbound to US 33 westbound.

District 3

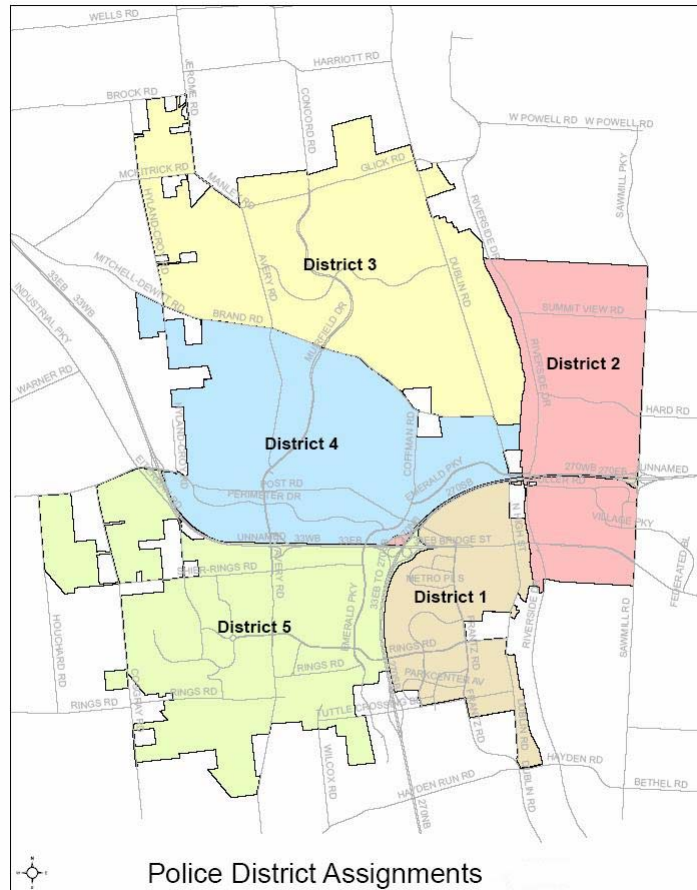
Includes all areas within the city limits that are north of Brand Road and west of the Scioto River. All addresses that are within the city limits on Brand Road including the intersections of Brand Road/Muirfield Drive and Brand Road/Dublin Road are covered by this district.

District 4

This district includes all areas within the city limits that are south of Brand Road, north of US 33 and west of Interstate I270, Browning Court and Dublin Road. Addresses that are south of Brand Road to the I270 overpass that are within the city limits are part of District 4.

District 5

This area includes all areas within the city limits that are south of the north edge of US 33 and west of I270. This area also covers both northbound and southbound lanes of I270 between Tuttle Crossing and US 33 and all ramps to and from I270 south of US 33.



NOTE: The following is a breakdown of calls for service. They represent initial reports. The number of actual offenses may be different after officer's investigation.

WORKLOAD ANALYSIS REPORT

April – June 2007

The April through June 2007 Workload Analysis Report reflects a total of 6,767 calls for service. This figure does not include traffic stops, foot patrols or courtesy cards initiated by officers or activity occurring in District 0 (calls outside city limits/mutual aid). The average response time for calls was five (5) minutes from the time the call was received by our communications technician until the first responding officer arrived on the scene. The average time to reach a disposition and clear the call was twenty-two (22) minutes.

The Workload Analysis Report also allows us to track activity levels by hour by day. We analyze this data to determine our staffing levels for patrol shifts. By reviewing our Workload Analysis Report, you can see that our busiest hour of activity was between 3:00 PM and 4:00 PM. One hundred eleven (111) calls for service were received during this time frame. The next busiest hour was tied between 8:00 AM and 9:00 AM and 4:00 PM and 5:00 PM when ninety-one (91) calls for service were received. The ability to obtain this type of data is critical to effectively staff our patrol shifts.

While reviewing this report it is important to note that various factors can influence average response times. "Stacking" of calls where lower priority calls are held so that calls of a more urgent nature can be dispatched and responded to commonly occurs. "Cross dispatching" where an officer is dispatched out of district to a call will also increase response time. Low priority calls that are received during roll call/shift change negate an immediate response from patrol officers thus increasing response times.

As a matter of practice, we like to keep our average response time for all calls occurring inside the City under ten (10) minutes. As previously stated, there are certain incidents where that becomes impossible. However, our goal is realistic and as demonstrated by the April through June 2007 report was met. In an effort to assist the reader in reviewing the Workload Analysis Report the following is a list of some relevant interpretations for review.

District 1 Totals

1,311	Calls for Service
4	minute average response time
23	minute average time to resolve call

District 4 Totals

1,771	Calls for Service
5	minute average response time
22	minute average time to resolve call

District 2 Totals

1,219	Calls for Service
6	minute average response time
26	minute average time to resolve call

District 5 Totals

1,143	Calls for Service
5	minute average response time
20	minute average time to resolve call

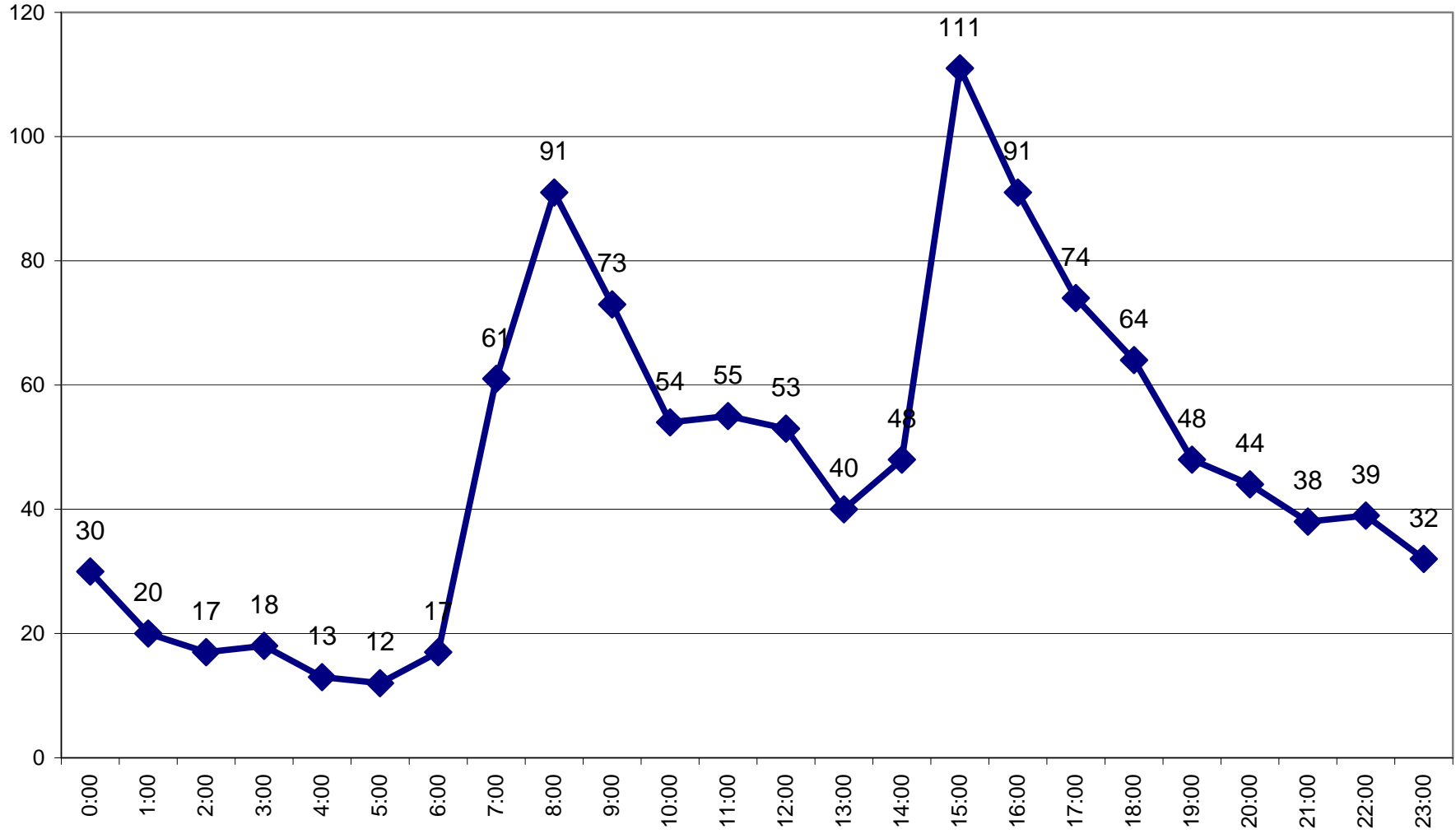
District 3 Totals

1,323	Calls for Service
6	minute average response time
19	minute average time to resolve call

Total Calls for Service

6,767	Calls for Service
5	minute average response time
22	minute average time to resolve call

Calls for Service by Time of Day April - June 2007



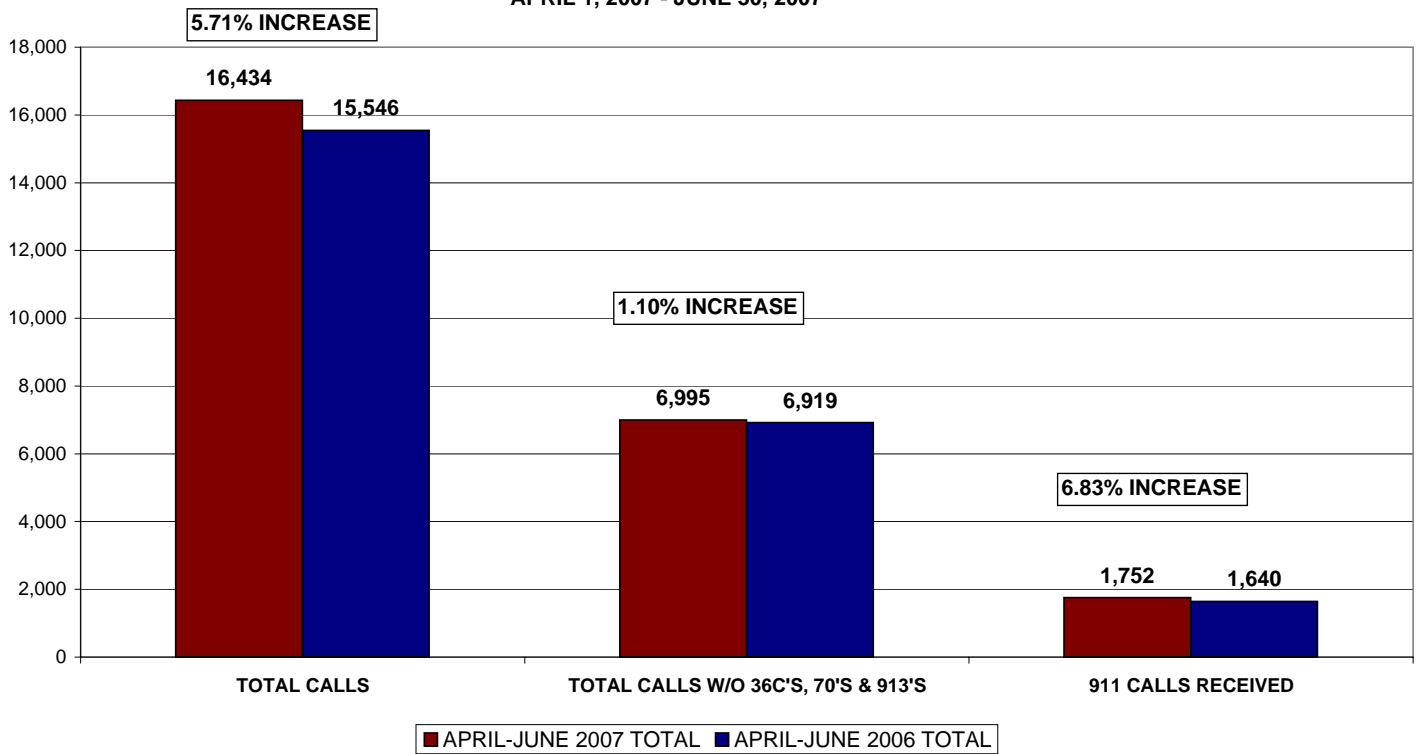
CALLS FOR SERVICE SUMMARY
APRIL 1 - JUNE 30, 2007

CODE# & DESCRIPTION	DISTRICTS					DISTRICT 0	APRIL-JUNE 2007 TOTAL	2007 TOTAL	VS.	APRIL-JUNE 2006 TOTAL
	001	002	003	004	005	MUTUAL AID OUTSIDE CITY				
2-ACCIDENT	43	40	18	29	66	3	199	476		233
2A-HIT SKIP	11	8	5	19	5	0	48	106		48
2P-ACCIDENT PRIV PROP	20	13	6	16	4	0	59	109		80
4-ACCIDENT INJURY	7	19	4	11	17	2	60	117		49
4A-HIT SKIP INJURY	0	0	0	0	0	0	0	2		3
4P-ACCIDENT PRIV PROP INJURY	0	1	0	0	0	0	1	2		1
4F-ACCIDENT FATAL	0	0	0	0	1	0	1	2		0
8-ASSAULT	6	4	4	2	2	0	18	32		20
8A-MENACING THREATS	2	3	1	6	7	0	19	47		26
8B-TELEPHONE HARASSMENT	7	6	5	10	3	0	31	69		30
10-ASSIST OTHER UNIT	11	18	7	13	14	46	109	188		101
12-BURGLARY	3	4	13	18	7	0	45	93		30
12AL-BURGLAR ALARM	161	129	128	141	98	1	658	1,285		688
12B-OPEN DOOR	16	32	4	28	14	0	94	177		35
13-MISC CALL	14	16	25	74	3	12	144	300		158
13T-PRISONER TRANSPORT	0	0	0	1	0	14	15	26		17
13B-BANK ESCORT	0	0	0	0	0	0	0	0		1
14-FRAUD/BAD CHECK	17	5	12	21	3	0	58	114		61
15-WARRANT SERVICE	2	4	0	20	1	22	49	116		51
16-DOA	3	0	1	0	0	0	4	5		5
16A-DEAD ANIMAL	4	2	6	6	5	0	23	38		10
18-DOG BITE	0	0	2	0	2	1	5	7		2
18A-ANIMAL COMPLAINT	10	11	21	35	8	0	85	140		71
18B-BARKING DOG	2	0	8	13	2	1	26	36		16
20-DOMESTIC	3	3	6	16	6	2	36	76		35
22-DROWNING	0	0	0	0	1	0	1	1		0
24-INTOXICATED PERSON	4	3	14	6	0	1	28	50		33
24A-OMVI	28	39	5	9	26	27	134	268		143
26-FIGHT	5	3	1	2	1	0	12	21		8
28-FIRE RUN	4	3	3	4	4	0	18	37		15
29-EMS RUN	3	6	3	0	1	0	13	30		28
30-VICE COMPLAINT	0	0	0	0	0	0	0	1		0
34-JUVENILE COMPLAINT	18	19	36	47	20	2	142	217		109
36-THEFT	55	88	58	79	35	3	318	522		291
36B-FOUND PROPERTY	9	17	22	31	10	4	93	143		95
36C-COURTESY CARD	706	335	235	632	296	2	2,206	3,863		1,932
38-MISSING PERSON	1	1	5	9	0	1	17	29		28
38A-MISSING PERSON RETURNED	0	0	2	1	1	0	4	7		4
40-PERSON WITH GUN	0	1	0	3	1	0	5	8		2
40A-PERSON WITH KNIFE	0	0	0	0	0	0	0	2		0
42-UNKNOWN CIRCUMSTANCES	0	0	2	1	0	0	3	12		6
42A-911 HANG UP	68	43	35	93	41	1	281	519		254
46-PROWLER	0	0	0	1	0	0	1	7		3
48-RAPE	2	0	0	1	0	0	3	8		2
48B-SEX OFFENSE	1	0	2	1	0	0	4	4		11
50-ROBBERY	2	2	0	2	0	0	6	8		3
50AL-ROBBERY ALARM	12	7	9	10	2	0	40	97		66
52-SHOOTING	0	0	0	0	0	0	0	0		1
52A-SHOTS FIRED	1	0	2	2	0	0	5	6		8
56-STOLEN VEHICLE	1	5	3	0	1	1	11	23		6
56B-RECOVERED STOLEN VEHICLE	0	1	0	1	1	4	7	11		0
58-SUICIDE	0	0	0	0	0	0	0	1		1
58A-SUICIDE ATTEMPT	2	1	2	5	3	0	13	28		6
60A-SUSP VEHICLE	42	34	15	61	19	0	171	303		157
60-SUSPICIOUS PERSON	79	74	80	123	53	1	410	727		372
61-HOUSE CHECK	240	252	417	328	223	0	1,460	3,071		1,585
61A-EXTRA PATROL	24	17	43	33	22	0	139	230		151
62-TRAFFIC DETAIL	3	6	2	5	10	1	27	45		35
64-VANDALISM	18	20	36	56	20	1	151	216		106
70-TRAFFIC VIOLATOR	879	358	302	335	648	102	2,624	5,670		2,776
72-SPEEDER/RECKLESS DRIVER	19	37	20	37	68	48	229	392		242
74-DISABLED/MOTORIST ASSIST	99	84	16	41	190	19	449	899		389
76-VEH BLOCKING	26	15	12	33	16	2	104	251		89
76A-PARKING COMPLAINT	25	5	84	38	3	0	155	263		197
78-LOCKOUT	82	30	22	79	25	3	241	491		205

CALLS FOR SERVICE SUMMARY
APRIL 1 - JUNE 30, 2007

CODE# & DESCRIPTION	DISTRICTS					DISTRICT 0 MUTUAL AID OUTSIDE CITY	APRIL-JUNE 2007 TOTAL	2007 TOTAL	VS.	APRIL-JUNE 2006 TOTAL
	001	002	003	004	005					
80-ROADWAY OBSTRUCTION	14	19	5	15	23	1	77	141		76
90-DISTURBANCE 2 UNITS	39	31	32	57	22	1	182	307		204
90A-DISTURBANCE 1 UNIT	36	33	57	60	27	2	215	309		184
913-FOOT PATROL	1,255	888	160	1,750	499	57	4,609	8,929		3,919
96-MENTAL	2	2	1	7	1	0	13	26		8
100-BOMB THREAT	0	1	1	1	0	0	3	8		0
102-NARCOTICS	5	2	0	10	5	1	23	40		25
TOTAL CALLS	4,151	2,800	2,020	4,488	2,586	389	16,434	31,804		15,546
TOTAL CALLS W/O 36C'S, 70'S & 913'S	1,311	1,219	1,323	1,771	1,143	228	6,995	13,342		6,919
911 CALLS RECEIVED							1,752	3,419		1,640

CALLS FOR SERVICE
APRIL 1, 2007 - JUNE 30, 2007



2006 TOTAL
422
84
112
93
6
2
0
38
48
60
199
95
1,291
103
347
22
2
106
95
9
17
6
117
29
67
1
45
250
18
25
45
2
180
507
146
3,564
45
7
6
2
14
548
6
4
16
5
101
1
14
24
8
1
18
398
801
3,512
259
52
220
5,385
429
733
177
302
414

CALLS FOR SERVICE BY SHIFT BY DAY OF WEEK

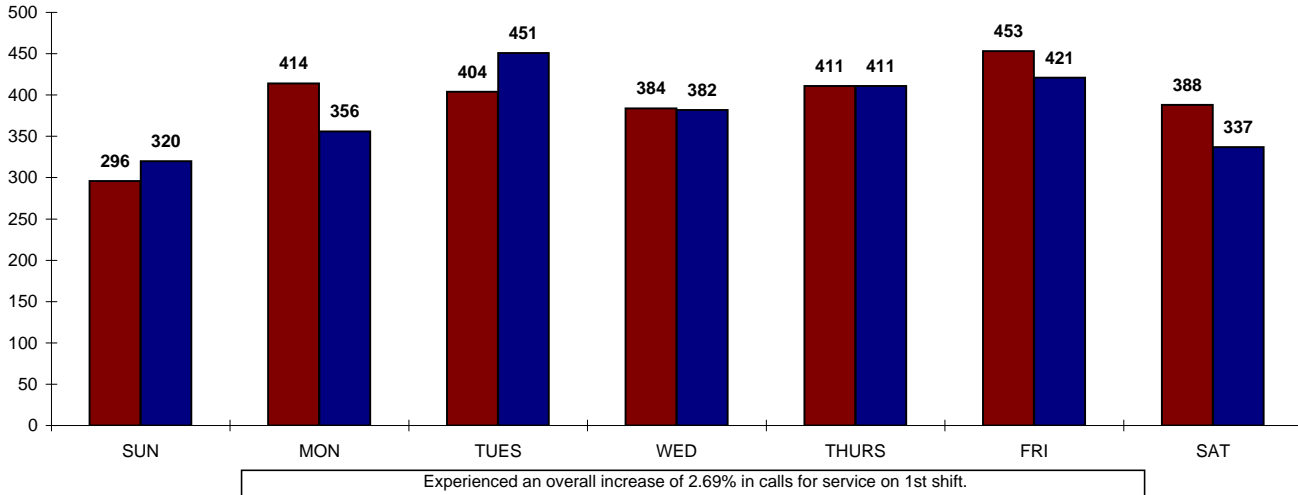
APRIL - JUNE 2007 TOTALS							
SHIFTS	SUN	MON	TUES	WED	THURS	FRI	SAT
1ST	296	414	404	384	411	453	388
2ND	367	421	440	425	419	469	480
3RD	169	129	117	138	108	156	174

APRIL - JUNE 2006 TOTALS							
SHIFTS	SUN	MON	TUES	WED	THURS	FRI	SAT
1ST	320	356	451	382	411	421	337
2ND	342	428	474	437	454	495	423
3RD	164	82	89	125	129	148	187

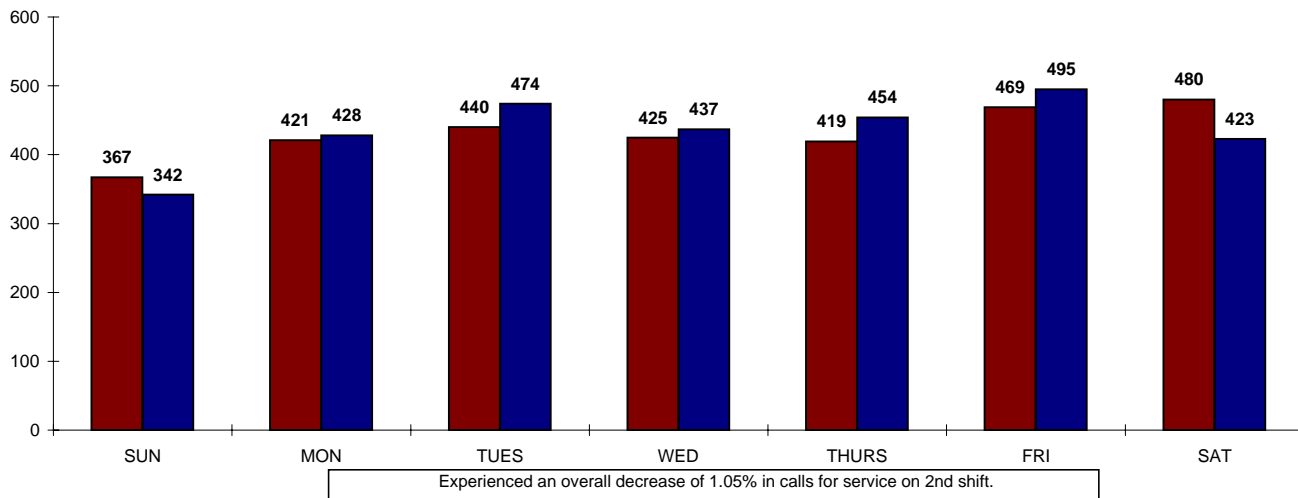
In analyzing our calls for service activity levels for the months of April - June 2007 you will note increases/decreases in some cases. The chart below indicates the percentage of increase or decrease (-) experienced by shift by day of the week. **Note: These figures do not include traffic stops, foot patrols, courtesy cards or calls in District 0.**

PERCENTAGE INCREASES AND DECREASES FOR APRIL - JUNE 2007 VS. 2006 TOTALS							
SHIFTS	SUN	MON	TUES	WED	THURS	FRI	SAT
1ST	-8%	16%	-10%	1%	0%	8%	15%
2ND	7%	-2%	-7%	-3%	-8%	-5%	13%
3RD	3%	57%	31%	10%	-16%	5%	-7%

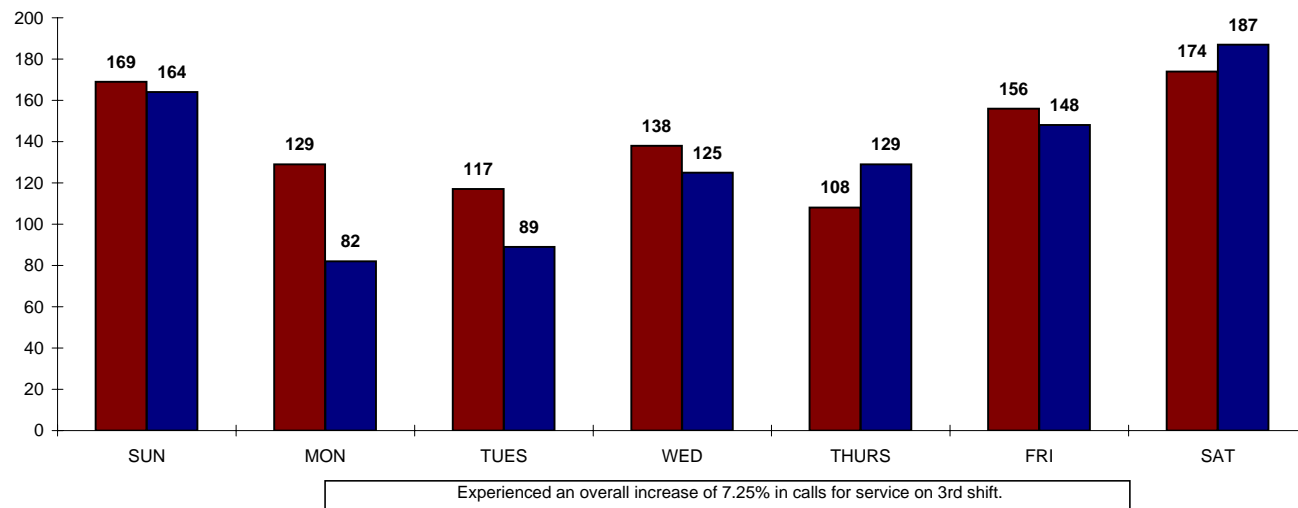
CALLS FOR SERVICE - FIRST SHIFT
APRIL 1, 2007 - JUNE 30, 2007



CALLS FOR SERVICE - SECOND SHIFT
APRIL 1, 2007 - JUNE 30, 2007



CALLS FOR SERVICE - THIRD SHIFT
APRIL 1, 2007 - JUNE 30, 2007



OFFENSE REPORT SUMMARY

PART I	DEPARTMENT CLASSIFICATION	APRIL - JUNE 2007 TOTAL	2007 TOTAL	VS.	APRIL - JUNE 2006 TOTAL	2006 TOTAL
	AGG ASSAULT/AGG VEH ASSAULT		0		0	1
	AGG ROBBERY	1	2		0	0
	ARSON	1	1		1	1
	ATT AUTO THEFT	0	0		1	1
	ATT BURGLARY/ATT AGG BURGLARY	1	1		0	0
	ATT RAPE	0	1		0	0
	ATT ROBBERY	1	2		0	0
	ATT THEFT	0	0		0	2
	AUTO THEFT	6	11		2	9
	B & E	9	23		9	36
	BURGLARY	20	43		14	33
	DEFRAUDING A LIVERY	0	1		0	0
	FELONIOUS ASSAULT	2	2		0	0
	RAPE	3	5		2	4
	ROBBERY	4	4		2	4
	THEFT/LARCENY	148	254		155	269
	TOTALS	196	350		186	360

PART II	DEPARTMENT CLASSIFICATION	APRIL - JUNE 2007 TOTAL	2007 TOTAL	VS.	APRIL - JUNE 2006 TOTAL	2006 TOTAL
	ABDUCTION	1	1		0	1
	AGG MENACING	4	6		3	7
	ASSAULT (SIMPLE)	12	24		14	26
	BOMB THREAT	2	5		0	0
	CHILD ENDANGERING	1	3		0	0
	CONTRIBUTING TO DELINQUENCY OF A MINOR	0	0		0	1
	CONTAMINATING SUBSTANCE FOR HUMAN CONSUMPTION	1	1		0	0
	COUNTERFEITING	0	1		0	0
	CRIMINAL DAMAGING	21	32		16	43
	CRIMINAL MISCHIEF	7	10		2	2
	CRIMINAL TRESPASSING	1	2		5	6
	DOC	3	4		11	20
	DOC/FIGHTING	2	4		0	0
	DOC/INTOX	4	4		2	4
	DOMESTIC VIOLENCE/ASSAULT	11	21		7	13
	DOMESTIC VIOLENCE/MENACING	1	3		2	7
	DRUG ABUSE (POSSESSION OF MARIJUANA)	15	24		4	13
	DRUG PARAPHERNALIA (GENERAL)	1	5		3	10
	EMBEZZLEMENT	1	1		0	0
	EXTORTION	1	1		0	0
	FAILURE TO COMPLY (W/LAWFUL ORDER)	0	0		1	2
	FALSIFICATION	2	3		2	3
	FORGERY	10	17		5	7
	FRAUD	2	3		4	9
	GROSS SEXUAL IMPOSITION	2	2		0	0
	IDENTITY THEFT (IN JURISDICTION)	1	2		1	1
	INDECENT EXPOSURE/PUBLIC INDECENCY	0	0		2	5
	INDUCING PANIC	2	5		0	1
	INTIMIDATION OF A VICTIM, WITNESS, ETC	0	0		0	1
	LIQUOR LAWS	3	3		0	0
	MENACING	1	2		4	10
	MINOR CONSUMPTION	9	14		19	28
	MINOR POSSESSION	1	2		4	10
	MISUSE CREDIT CARD	1	2		1	3

OFFENSE REPORT SUMMARY

PART II	DEPARTMENT CLASSIFICATION	APRIL - JUNE	2007	VS.	APRIL - JUNE	2006
		2007 TOTAL	TOTAL		2006 TOTAL	TOTAL
	OBSTRUCTING JUSTICE	0	1		1	2
	OPEN CONTAINER	0	1		0	1
	PASSING BAD CHECKS	1	3		2	7
	POSSESSION OF DRUGS -NOT MARIJUANA	1	1		1	1
	RESISTING ARREST	0	1		1	1
	RSP	2	3		1	2
	SEX OFFENSES	2	4		2	4
	STALKING/MENACING BY STALKING	0	1		0	0
	TELEPHONE HARASSMENT/HARASSING CALL	6	19		11	16
	TRAFFICKING	1	1		15	16
	VANDALISM	6	10		9	17
	WEAPONS/CCW	3	5		0	1
	TOTALS	145	257		155	301

OTHER	DEPARTMENT CLASSIFICATION	APRIL - JUNE	2007	VS.	APRIL - JUNE	2006
		2007 TOTAL	TOTAL		2006 TOTAL	TOTAL
	ALL OTHER OFFENSES	1	1		0	0
	ANIMAL AT LARGE	3	3		0	0
	ANIMAL BITE	0	1		1	2
	C.I. CONTINUING INVESTIGATION	1	1		0	1
	CPO/TPO VIOLATION	4	8		5	9
	CRUELTY TO ANIMALS	1	1		0	0
	CURFEW	9	17		7	12
	DOA	3	4		5	9
	DOMESTIC DISPUTE/INCIDENT ONLY	5	13		4	12
	DROWNING	1	1		0	0
	FIRE	1	1		0	0
	IDENTITY THEFT (NOT IN JURISDICTION)	2	12		8	14
	INCIDENT	40	64		35	67
	MISSING PERSON	1	3		2	2
	RUNAWAY (18 YOA OR YOUNGER)	1	2		2	6
	SOLICITOR W/O PERMIT	2	2		0	1
	SUICIDE	0	1		0	0
	SUICIDE ATTEMPT	7	17		4	11
	TOBACCO LAW	3	4		0	3
	TRUANCY	0	1		0	0
	UNAUTHORIZED USE OF MOTOR VEHICLE	1	2		1	1
	VEHICULAR HOMICIDE	1	1		0	0
	TOTALS	87	160		74	150

TOTAL OFFENSES

428

767

415

811

TRAFFIC ENFORCEMENT SUMMARY

TRAFFIC CITATIONS - MUNICIPAL CODE

TYPE OF CITATION & SECTION#	APRIL - JUNE 2007 TOTAL	2007 TOTAL	VS.	APRIL - JUNE 2006 TOTAL	2006 TOTAL
70.02A COMPLIANCE/LAWFUL ORDER	0	2		0	0
70.030A OPERATION AT INTERSECTIONS	0	0		1	1
70.09 FALSE INFO TO POLICE	1	1		0	0
70.23 TRAFFIC CONTROL DEVICE	86	172		65	140
70.25C1 TRAFFIC CONTROL LIGHT	1	1		0	0
70.28 FLASHING TRAFFIC SIGNAL	0	1		1	1
71.01 NO OL-RESTRICT VIOL.	0	1		0	0
71.01A2 ALLOW UNLIC. OPERATOR	0	0		0	1
71.01C NO OL < 6 MOS.	0	1		0	1
71.01C1 NO OPS - 12 PT SUSPENSION	0	0		1	1
71.02 POSS OF MULT. OL	1	1		0	0
71.03 TEMPORARY LICENSE	1	2		2	4
71.04 FICTICIOUS LICENSE	1	2		0	1
71.05 ALLOW UNAUTH. PERSON	0	1		2	2
71.09 DISPLAY OF PLATES	3	6		4	13
71.09C FAIL TO REG. VEH.	2	2		2	5
71.09F EXP VALIDATION	60	143		95	223
71.09G DISPLAY PLATES OF ANOTHER VH	1	1		0	1
71.10 OBSTRUCTED PLATES	0	1		1	2
71.11 ILLEGAL PLATES	7	15		12	18
71.18 DUS: NON-COMPLIANCE	22	57		23	48
71.19 NO OPS	104	199		89	173
71.20A DUS (DUI)	2	4		7	10
71.21A FRA M1	29	52		22	49
71.22 FAILURE TO REINSTATE OL	6	14		7	11
72.001A DRIVE ON RIGHT HALF ROADWY	1	1		0	1
72.007 HAZARDOUS/NO PASSING ZONES	2	2		1	2
72.008 ONE WAY STREETS	0	1		1	1
72.009 MARKED LANES	26	52		26	37
72.010 FOLLOWING TOO CLOSELY	0	2		1	1
72.011 DRIVING ON DIVIDED ROADWAYS	0	0		1	1
72.012 ILL TURN @ INTERSEC. MM/M4	0	0		0	3
72.014 PROHIBITED U-TURN	17	22		22	30
72.015 STARTING & BACKING VEH	3	7		5	5
72.016 TURN & STOP SIGNALS	18	26		15	33
72.020 STOPPING FOR SCHOOL BUS	0	0		1	2
72.030 FAIL TO YIELD	1	3		1	2
72.031 RIGHT OF WAY/LEFT	16	29		23	34
72.032 STOP SIGNS	18	29		4	6
72.034 RIGHT OF WAY/PUBLIC SAFETY	0	0		1	1
72.035 RIGHT OF WAY/ROADWAY	4	7		1	2
72.035A FAIL TO YIELD	3	4		4	13
72.051 DRIVING ON CLOSED ROADWAY	0	0		2	2
72.054 INJURIOUS MATERIALS/STREETS	0	0		2	2
72.057A OBSTRUCTING INTERSECTION	1	3		0	0
72.058 FAIL TO CONTROL	36	72		24	52
72.058 FULL TIME & ATTENTION	2	4		5	8
72.058B WEAVING	0	0		1	1
72.060 SQUEALING TIRES/PEALING	2	2		0	2
72.061 DRIVING SIDEWALK/LAWN	1	4		0	0
72.062 LITTERING FROM M.V.	1	1		0	0
73.01 PHYSICAL CONTROL	0	0		0	1
73.01A1 OVI (FORMERLY OMVI)	31	70		55	70
73.01A2 OMVI PER SE	9	13		1	2
73.01A2B OVI - REFUSAL	3	3		0	0
73.01A4 OVI PER SE (OMVI PER SE)	7	8		0	1

TRAFFIC ENFORCEMENT SUMMARY

TRAFFIC CITATIONS - MUNICIPAL CODE

TYPE OF CITATION & SECTION#	APRIL - JUNE 2007 TOTAL	2007 TOTAL	VS.	APRIL - JUNE 2006 TOTAL	2006 TOTAL
73.01AH OVI .17% >	2	3		3	3
73.01B2 OMVUAC	1	1		0	0
73.02A RECKLESS OPERATION	2	5		2	4
73.02B RECKLESS OPERATION-PRIV PROP	0	1		0	1
73.15 SPEED/ACDA	1149	2542		1131	2132
73.16 SLOW SPEED	2	2		0	0
73.30 STOPPING AFTER ACCIDENT	2	7		2	5
73.31 STOPPING AFTER INJURY ACCID	1	5		1	2
74.01 UNSAFE VEHICLE	2	2		1	2
74.02 HEADLIGHTS AFTER SUN	1	1		0	0
74.03 TWO HEADLIGHTS ON VEH	0	0		1	2
74.04 TAILLIGHT(S)OR PLATE LIGHT	1	4		1	4
74.12 COWL/FENDER/BACK UP LIGHTS	1	1		0	0
74.13 LIGHTS DISPLAYED	6	13		3	6
74.14 HEADLIGHTS REQUIRED	2	4		2	4
74.20 MUFFLERS/XCESS SMOKE-GAS	2	3		1	2
74.22 WINDSHIELD; WIPERS	0	0		1	1
74.26 CHILD RESTRAINTS	4	5		2	4
74.27B1 SEATBELT - DRIVER	54	115		94	141
74.27B2 SEATBELT-PASSENGER	1	1		1	1
74.28 WINDOW TINT	0	1		0	1
74.47 DROPPING/LEAKING LOADS/MUD	0	2		1	1
75.06A RIDING ON ROADWAY	1	1		0	0
MISCELLANEOUS CITATION	0	2		4	14
TOTALS	1,763	3,765		1,782	3,350

TRAFFIC CITATIONS - OHIO REVISED CODE

TYPE OF CITATION & SECTION#	APRIL - JUNE 2007 TOTAL	2007 TOTAL	VS.	APRIL - JUNE 2006 TOTAL	2006 TOTAL
4301.62B OPEN CONTAINER	0	0		0	1
4503.11 EXP REGISTRATION	0	2		0	10
4503.21 DISPLAY LICENSE/VALIDATION	1	3		5	6
4507.02 VALID DRIVERS LICENSE	0	1		0	3
4507.02A1 DRIVE W/O VALID OP LIC.	0	1		0	3
4507.02B1 DUS/REVOCATION	0	1		1	5
4507.071 DRIVE B/W 1-5AM < 17YOA	1	1		0	0
4507.071B4 <17, > 1 PSGR IN VEH	1	1		0	0
4510.11 DUS/REVOCATION	1	4		0	8
4510.12 NO OPER LICENSE	10	19		9	48
4510.14 DRIVE W/O VALID OP LIC.	0	1		0	3
4510.16A DUS/FRA	3	6		2	26
4510.21 FAIL TO REINSTATE	2	2		0	0
4511.12 TRAFFIC CONTROL DEVICE	5	7		3	9
4511.192A OP UNDER OMVI SUSPENSION	1	2		0	0
4511.19A1 OMVI IMPAIRED	16	37		17	89
4511.19A2 OVI - REFUSED BREATH TEST	7	11		1	7
4511.19A3 OMVI PER SE-BREATH	5	10		0	0
4511.19B2 OMVUAC-BREATH	0	0		0	2
4511.20 RECKLESS OPERATION	0	0		0	2
4511.202 FAIL TO CONTROL	2	5		2	18
4511.21 SPEED/ACDA	3	6		1	11
4511.25 LANES OF TRAVEL	1	1		0	1
4511.33 MARKED LANES	2	10		4	23
4511.35 DIVIDED ROADWAYS	0	1		0	0
4511.36 IMPROPER TURNS	0	1		0	0
4511.38A UNSAFE BACKING	1	1		0	0

TRAFFIC ENFORCEMENT SUMMARY

TRAFFIC CITATIONS - OHIO REVISED CODE

TYPE OF CITATION & SECTION#	APRIL - JUNE 2007 TOTAL	2007 TOTAL	VS.	APRIL - JUNE 2006 TOTAL	2006 TOTAL
4511.39 FAIL TO SIGNAL	2	2		2	7
4511.42A FAIL TO YIELD/STOP SIGN	0	0		0	1
4511.43 FAIL TO YIELD STOP INTERSEC	1	1		0	0
4511.44 FAIL TO YIELD-PRIV PROP	1	1		0	0
4511.45 RIGHT OF WAY-PUBLIC VEH.	1	2		0	0
4511.66 STOPPING ON THE HIGHWAY	1	1		0	0
4513.02 UNSAFE VEHICLES	1	1		0	0
4513.03 LIGHTED LIGHTS REQ'D	2	3		0	1
4513.04 TWO HEADLIGHTS REQ'D	0	0		0	1
4513.05 HEADLIGHTS	0	0		0	4
4513.22 MUFFLER/EXCESSIVE SMOKE	0	0		0	1
4513.263 FAIL TO WEAR SEATBELT	0	0		0	1
4519.021 FICT. PLATES (CTRFT/UNLAW)	0	0		1	2
4549.021 LEAVING SCENE OF ACCIDENT	1	2		0	3
4549.03A HIT/SKIP PRIVATE PROP.	0	1		0	4
4549.08 FICTICIOUS PLATES	0	0		1	2
4549.08 UNAUTHD USE OF PLATES/NO'S/	0	0		0	1
TOTALS	72	148		49	303

PARKING CITATIONS

TYPE OF CITATION & SECTION#	APRIL - JUNE 2007 TOTAL	2007 TOTAL	VS.	APRIL - JUNE 2006 TOTAL	2006 TOTAL
76.01 CERTAIN AREAS PROHIBITED	70	79		44	52
76.02 PARALLEL PARKING	2	4		2	2
76.02A FOOT FROM CURB	1	1		0	0
76.02F HANDICAP PARKING	1	4		4	9
76.05 UNATTENDED VEHICLE	0	0		0	1
76.11 MAX. STREET PARKING	0	1		1	1
76.26B PARKING IN FIRELANE	4	8		2	10
TOTALS	78	97		53	75

TOTAL CITATIONS	1,913	4,010	1,884	3,728
------------------------	--------------	--------------	--------------	--------------

CRIMINAL CHARGES SUMMARY

CHARGE	APRIL - JUNE 2007 TOTAL	2007 TOTAL	VS.	APRIL - JUNE 2006 TOTAL	2006 TOTAL
ANIMAL AT LARGE	2	2		0	0
ASSAULT	2	3		0	0
CONT'G TO DELINQ. OF MINOR	1	1		0	0
CPO/TPO VIOLATION	0	1		0	2
CRIMINAL TRESPASS	0	1		4	4
DOC	3	4		0	0
DOC/INTOX	2	2		2	2
DRUG ABUSE - MARIJUANA	7	11		1	2
DRUG PARAPHERNALIA	6	12		4	4
FALSIFICATION	1	2		2	2
INDECENT EXPOSURE/PUBLIC INDECENCY	0	0		0	2
INFLUENCE A MINOR	0	0		1	1
LIQUOR LAWS/LIQUOR CONSUMP MV	0	0		0	1
MINOR CONSUMPTION	28	31		9	15
MINOR POSSESSION	1	5		5	9
OBSTRUCTING OFFICIAL BUSINESS	0	1		1	1
OPEN CONTAINER	0	2		0	0
SOLICITOR W/O PERMIT	0	0		0	1
TELEPHONE HARASSMENT/HARASSING CALL	0	0		1	1
THEFT-LARCENY/NON MOTOR VEHICLE	5	6		4	6
UNAUTHORIZED USE OF MOTOR VEHICLE	1	1		1	1
WEAPONS:CCW, POSSESSING, ETC.	2	2		0	0
ALL OTHER OFFENSES EXCEPT TRAFFIC	2	2		0	0
TOTALS	63	89		35	54

ADULT ARREST SUMMARY

ACTUAL NUMBER OF ADULTS ARRESTED	APRIL - JUNE 2007 TOTAL	2007 TOTAL	vs.	APRIL - JUNE 2006 TOTAL	2006 TOTAL
TOTAL	108	219		128	230

BREAKDOWN OF CHARGES	APRIL - JUNE 2007 TOTAL	2007 TOTAL	vs.	APRIL - JUNE 2006 TOTAL	2006 TOTAL
AGG MENACING	0	1		0	0
AGGRAVATED ASSAULT	1	1		0	0
ALL OTHER OFFENSES EXCEPT TRAFFIC	0	0		0	1
ASSAULT	0	1		2	2
AUTO VEHICLE THEFT	2	2		0	0
BURGLARY/B&E	0	0		1	3
CHILD ENDANGERING	0	2		0	0
CONT'G TO DELINQ. OF MINOR	0	0		0	1
CPO/TPO VIOLATION	3	4		1	2
CRIMINAL TRESPASS	1	1		0	0
DOC	0	0		0	1
DOC/INTOX	2	2		0	2
DOMESTIC VIOLENCE/ASSAULT	7	12		5	9
DOMESTIC VIOLENCE/MENACING	2	4		1	6
DRUG ABUSE - MARIJUANA	3	4		2	5
DRUG PARAPHERNALIA	4	6		1	7
DUS	3	17		16	44
FALSIFICATION	0	0		1	3
FLEEING	0	1		0	1
FORGERY AND COUNTERFEITING	1	3		3	5
FTA ARREST/WARRANT	35	76		51	91
FTC ARREST/WARRANT	1	1		0	0
IMPROPER HANDLING OF FIREARMS	0	1		0	0
INDECENT EXPOSURE/PUBLIC INDECENCY	0	0		1	1
MINOR CONSUMPTION	1	1		2	3
MINOR POSSESSION	1	2		0	0
OBSTRUCTING OFFICIAL BUSINESS	0	1		1	3
OPEN CONTAINER	0	0		0	1
OVI (DUI, OMVI, etc)	46	96		51	76
OVI PER SE (aka OMVI PER SE)	24	43		23	33
OVI REFUSAL	9	16		6	12
PASSING BAD CHECKS	0	1		0	1
PCT	1	1		0	0
PHYSICAL CONTROL	0	1		1	2
PUBLIC INDECENCY	0	0		0	1
RESISTING ARREST	2	2		1	1
ROBBERY	3	3		2	2
RSP	4	6		1	3
SALE MARIJUANA	0	0		1	1
SOLICITOR W/O PERMIT	2	2		0	0
STALKING/MENACING BY STALKING	0	1		0	0
THEFT-LARCENY/NON MOTOR VEHICLE	2	4		12	16
WEAPONS:CCW, POSSESSING, ETC.	0	1		0	1
TOTALS	160	320		186	340

JUVENILE ARREST SUMMARY

ACTUAL NUMBER OF JUVENILES ARRESTED	APRIL-JUNE 2007 TOTAL	2007 TOTAL	vs.	APRIL-JUNE 2006 TOTAL	2006 TOTAL
TOTAL	68	123		73	158

BREAKDOWN OF CHARGES	APRIL-JUNE 2007 TOTAL	2007 TOTAL	vs.	APRIL-JUNE 2006 TOTAL	2006 TOTAL
AGGRAVATED MENACING	0	3		1	2
ASSAULT	3	8		3	5
ATTEMPTED THEFT	0	0		0	2
AUTO VEHICLE THEFT	0	1		0	0
BURGLARY/B&E	0	0		2	2
CONTRIBUTING TO DELINQUENCY OF MINOR	1	1		0	0
COUNTERFEITING	0	1		0	0
CRIMINAL DAMAGING	0	0		7	8
CRIMINAL MISCHIEF	1	2		1	1
CRIMINAL TRESPASS	0	0		1	1
CURFEW AND LOITERING LAW VIOLATIONS	24	39		14	37
DISCHARGING FIREARMS	0	1		0	0
DISORDERLY CONDUCT	4	7		15	25
DISORDERLY CONDUCT/FIGHTING	2	6		0	0
DOMESTIC VIOLENCE/ASSAULT	0	2		0	1
DRUG ABUSE - MARIJUANA	8	13		4	10
DRUG PARAPHERNALIA	5	9		2	10
DRIVING UNDER SUSPENSION	0	0		1	1
ETHNIC INTIMIDATION	0	0		0	1
FALSIFICATION	1	2		0	2
FORGERY AND COUNTERFEITING	0	0		0	1
INDECENT EXPOSURE/PUBLIC INDECENCY	1	1		0	0
INDUCING PANIC	1	3		0	0
INFLUENCE A MINOR	0	0		1	1
LIQUOR LAWS	0	1		0	0
LITTERING	2	2		0	0
MINOR CONSUMPTION	16	27		20	34
MINOR POSSESSION	1	3		6	17
OBSTRUCTING OFFICIAL BUSINESS	3	4		1	4
OMVUAC	1	1		0	0
OMVUAC PER SE	1	1		0	0
OPEN CONTAINER	1	1		0	0
OVI (DUI, OMVI,etc)	2	2		0	3
OVI PER SE (aka OMVI PER SE)	0	0		0	2
PHYSICAL CONTROL	0	0		1	1
PUBLIC INDECENCY	0	0		1	1
RECKLESS OP IN MOTOR VEHICLE	0	0		0	1
RESISTING ARREST	0	1		0	0
RECEIVING STOLEN PROPERTY	2	3		3	7
SALE MARIJUANA	0	0		0	1
SEX OFFENSES/EXCEPT RAPE & PROSTITUTION	1	1		0	2
TELEPHONE HARASSMENT/HARASSING CALL	1	1		0	2
THEFT-LARCENY/NON MOTOR VEHICLE	4	9		10	17
TOBACCO LAW	5	7		1	5
WEAPONS:CCW, POSSESSING, ETC.	1	2		0	0
TOTALS	92	165		95	207

ACCIDENTS

TYPE OF ACCIDENT	APRIL-JUNE 2007 TOTAL	2007 TOTAL	VS.	APRIL-JUNE 2006 TOTAL	2006 TOTAL
FATAL	1	2		0	0
FATAL PRIVATE PROPERTY	0	0		0	0
PROPERTY DAMAGE	101	210		110	212
HIT SKIP	3	9		4	5
PRIVATE PROPERTY	26	44		29	49
PRIVATE PROPERTY HIT SKIP	1	3		3	3
INJURY ACCIDENT	58	115		48	92
INJURY HIT SKIP	0	1		0	0
PRIVATE PROPERTY INJURY	3	4		0	1
PRIVATE PROPERTY INJURY HIT SKIP	0	0		0	0
TOTALS	193	388		194	362

ACCIDENT ANALYSIS

April - June 2007

April 1, 2007 through June 30, 2007 there were 193 reported traffic accidents, resulting in an average 2.12 accidents per day. Compared to 2006, accidents decreased .52% (2007 = 193; 2006 = 194).

Personal injury accidents (62) accounted for 32.12% of the total. Property damage accidents accounted for the majority of our activity with 104 reports being filed (53.89%). Private property collisions accounted for 27 (13.99%) reports being filed.

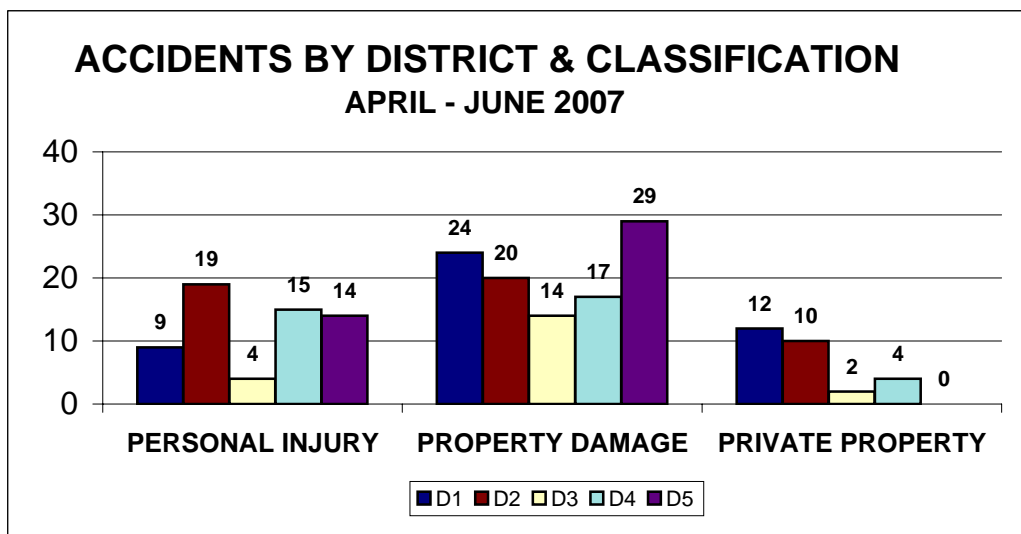
District 2 experienced the majority of accidents (49 or 25.39%). The second district with the most activity was District 1 (45 accidents or 23.32%). There were 20 collisions in District 3 (10.36%), 36 collisions in District 4 (18.65%) and in District 5, 43 accidents (22.28%). The busiest day of the week for accident activity for the reporting period was Monday with 36 accidents (18.65%) reported. The second busiest day was Wednesday with 33 accidents (17.10%) reported. Accident activity for the remaining days of the week were as follows: Sunday = 22 (11.40%); Tuesday = 30 (15.54%); Thursday = 17 (8.81%); Friday = 28 (14.51); and Saturday = 27 (13.99%).

The most frequent contributing factor was Following Too Closely, which accounted for 51 or 26.42% of the accidents. The next most recurrent contributing factor was Failure to Yield accounting for 31 or 16.06% of the accidents for the reporting period. The busiest time of day for accident activity was between NOON-1PM with 24 (12.44%) accidents.

Four (4) crashes were identified as having been alcohol related (2.07%). The drivers in these accidents were arrested and charged with OVI. One hundred forty-four (144) citations were issued to at fault drivers as a result of their accidents (74.61%).

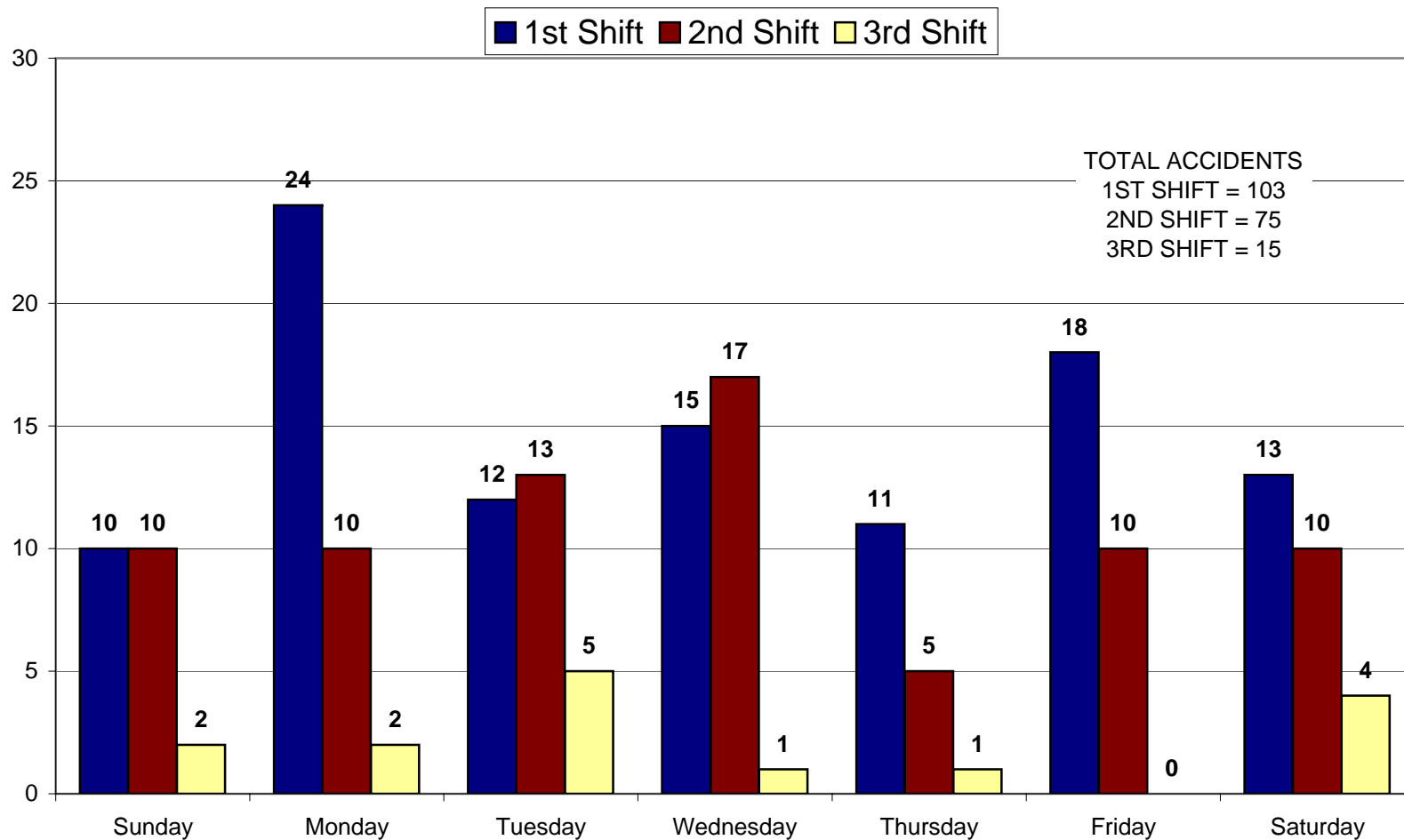
ACCIDENTS BY DISTRICT & CLASSIFICATION

DISTRICT	PERSONAL INJURY	PROPERTY DAMAGE	PRIVATE PROPERTY	TOTAL
D1	9	24	12	45
D2	20	20	9	49
D3	4	14	2	20
D4	15	17	4	36
D5	14	29	0	43
TOTAL	62	104	27	193



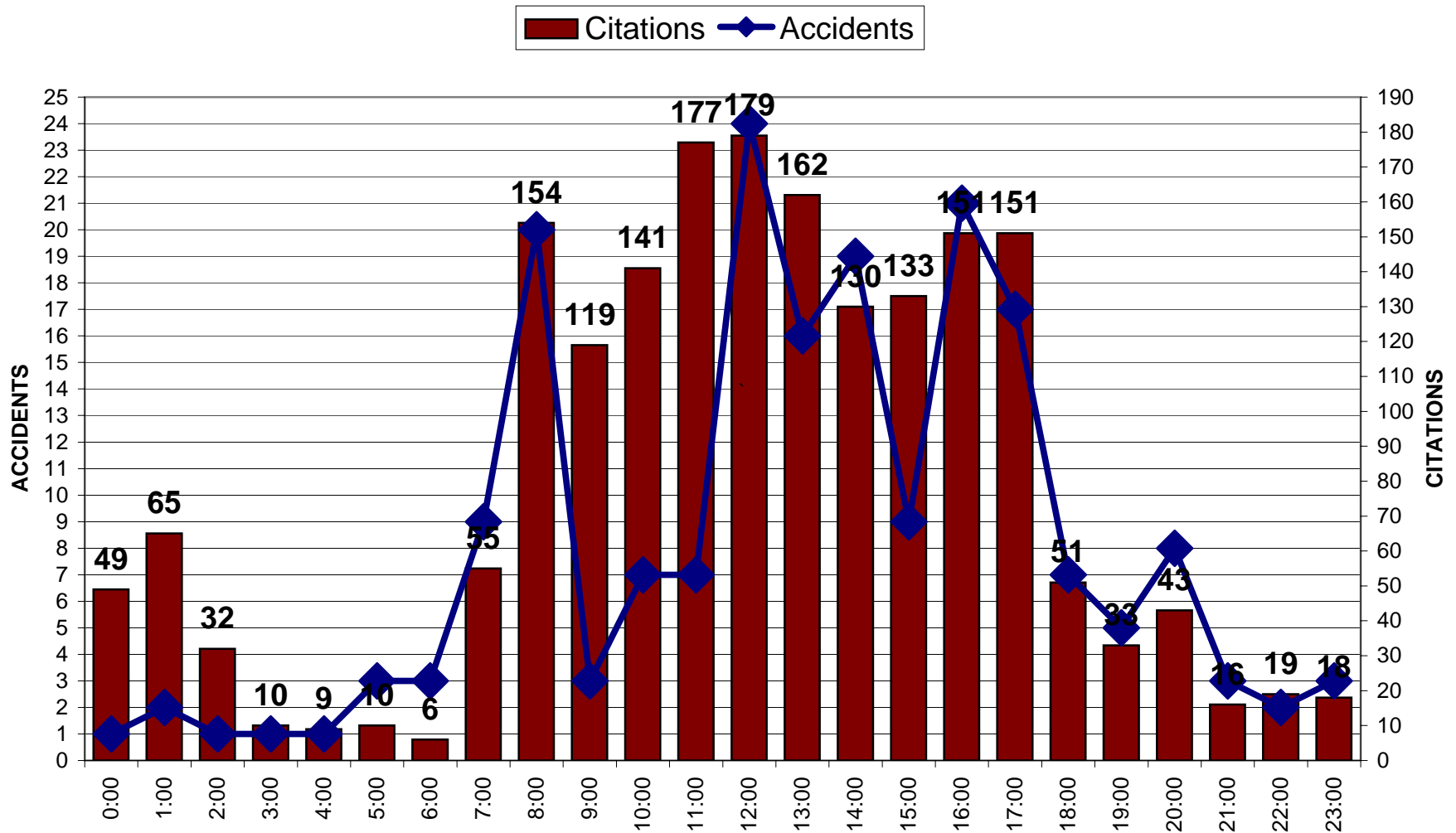
ACCIDENTS BY DAY OF WEEK & SHIFT

APRIL 1 - JUNE 30, 2007



ACCIDENTS & CITATIONS BY HOUR

APRIL 1 - JUNE 30, 2007



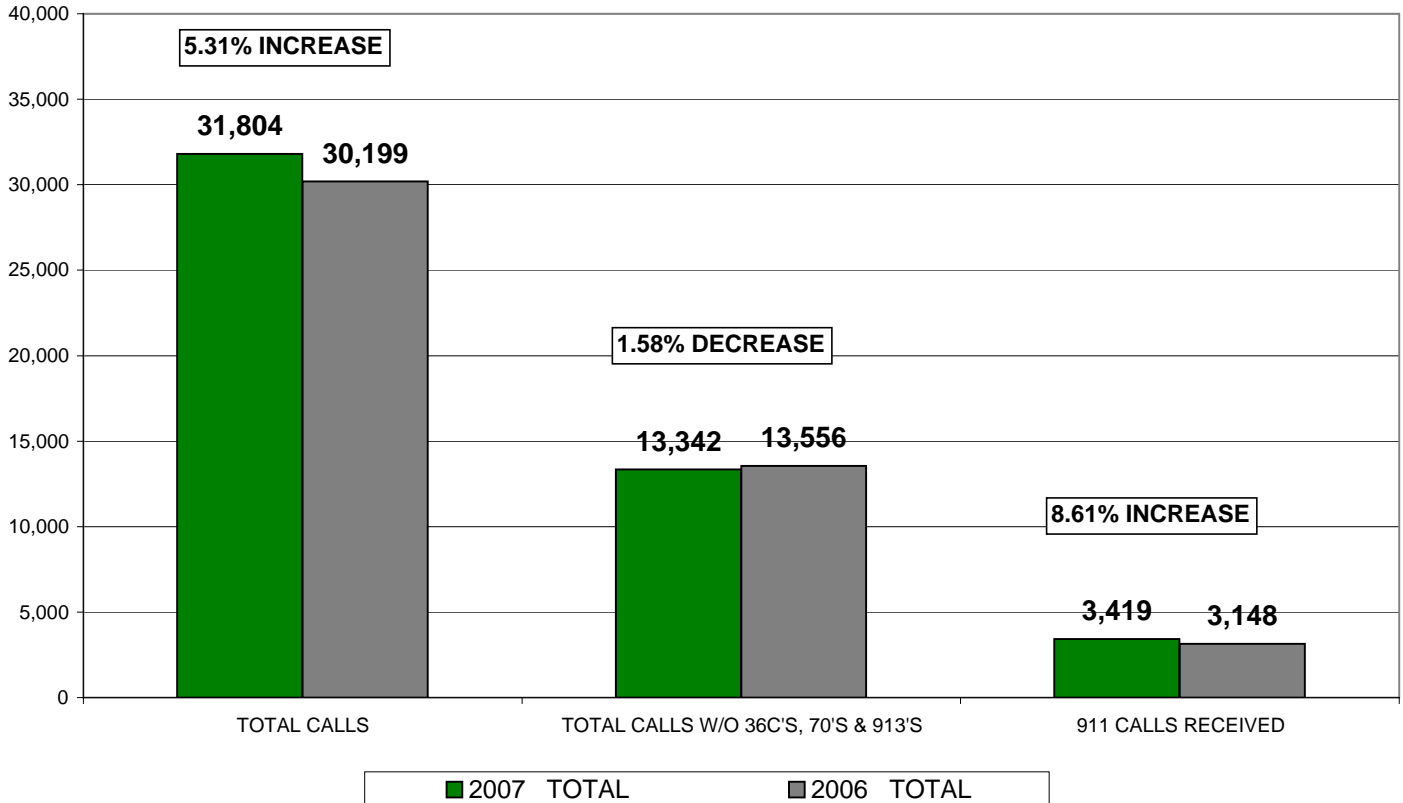
CALLS FOR SERVICE SUMMARY
JANUARY 1 - JUNE 30, 2007

TYPE OF CALL	DISTRICTS					DISTRICT 0	2007 YEAR TO DATE TOTAL	VS.
	1	2	3	4	5	Mutual Aid Outside City		
2-ACCIDENT	95	100	44	79	149	9	476	
2A-HIT SKIP	19	14	12	42	18	1	106	
2P-ACCIDENT PRIV PROP	38	26	7	29	9	0	109	
4-ACCIDENT INJURY	13	31	10	22	38	3	117	
4A-HIT SKIP INJURY	1	0	1	0	0	0	2	
4P-ACCIDENT PRIV PROP INJURY	1	1	0	0	0	0	2	
4F-ACCIDENT FATAL	0	0	0	0	2	0	2	
8-ASSAULT	11	8	5	6	2	0	32	
8A-MENACING THREATS	11	6	4	15	11	0	47	
8B-TELEPHONE HARASSMENT	13	11	16	21	8	0	69	
10-ASSIST OTHER UNIT	17	31	11	18	24	87	188	
12-BURGLARY	12	13	19	37	12	0	93	
12AL-BURGLAR ALARM	285	260	258	275	206	1	1,285	
12B-OPEN DOOR	35	56	12	55	19	0	177	
13-MISC CALL	30	32	45	156	14	23	300	
13T-PRISONER TRANSPORT	0	0	0	4	0	22	26	
13B-BANK ESCORT	0	0	0	0	0	0	0	
14-FRAUD/BAD CHECK	33	14	24	37	6	0	114	
15-WARRANT SERVICE	7	7	2	40	4	56	116	
16-DOA	3	0	1	1	0	0	5	
16A-DEAD ANIMAL	6	4	11	10	6	1	38	
18-DOG BITE	0	1	2	0	3	1	7	
18A-ANIMAL COMPLAINT	13	20	33	51	22	1	140	
18B-BARKING DOG	3	2	11	17	2	1	36	
20-DOMESTIC	9	6	21	27	11	2	76	
22-DROWNING	0	0	0	0	1	0	1	
24-INTOXICATED PERSON	12	7	15	10	4	2	50	
24A-OMVI	57	70	11	15	64	51	268	
26-FIGHT	9	5	2	3	2	0	21	
28-FIRE RUN	8	4	5	9	10	1	37	
29-EMS RUN	7	9	6	4	3	1	30	
30-VICE COMPLAINT	1	0	0	0	0	0	1	
34-JUVENILE COMPLAINT	27	31	52	81	23	3	217	
36-THEFT	99	140	77	149	54	3	522	
36B-FOUND PROPERTY	18	27	28	52	14	4	143	
36C-COURTESY CARD	1,210	538	403	1,186	522	4	3,863	
38-MISSING PERSON	3	1	8	15	1	1	29	
38A-MISSING PERSON RETURNED	0	1	2	3	1	0	7	
40-PERSON WITH GUN	0	3	0	3	2	0	8	
40A-PERSON WITH KNIFE	0	1	0	1	0	0	2	
42-UNKNOWN CIRCUMSTANCES	3	2	4	3	0	0	12	
42A-911 HANG UP	123	91	83	138	83	1	519	
46-PROWLER	0	1	1	5	0	0	7	
48-RAPE	3	0	1	4	0	0	8	
48B-SEX OFFENSE	1	0	2	1	0	0	4	
50-ROBBERY	2	2	0	4	0	0	8	
50AL-ROBBERY ALARM	24	18	17	22	16	0	97	
52-SHOOTING	0	0	0	0	0	0	0	
52A-SHOTS FIRED	1	0	2	3	0	0	6	
56-STOLEN VEHICLE	2	9	3	5	3	1	23	
56B-RECOVERED STOLEN VEHICLE	2	1	0	2	2	4	11	
58-SUICIDE	1	0	0	0	0	0	1	
58A-SUICIDE ATTEMPT	3	1	5	15	4	0	28	
60A-SUSP VEHICLE	80	71	32	92	28	0	303	
60-SUSPICIOUS PERSON	152	157	118	205	90	5	727	
61-HOUSE CHECK	488	465	842	683	593	0	3,071	

CALLS FOR SERVICE SUMMARY
JANUARY 1 - JUNE 30, 2007

TYPE OF CALL	DISTRICTS					DISTRICT 0 Mutual Aid Outside City	2007 YEAR TO DATE TOTAL	VS.
	1	2	3	4	5			
61A-EXTRA PATROL	43	31	71	56	28	1	230	
62-TRAFFIC DETAIL	7	15	3	6	13	1	45	
64-VANDALISM	26	30	48	84	27	1	216	
70-TRAFFIC VIOLATOR	1,880	763	509	688	1,603	227	5,670	
72-SPEEDER/RECKLESS DRIVER	29	70	29	62	121	81	392	
74-DISABLED/MOTORIST ASSIST	184	174	36	85	374	46	899	
76-VEH BLOCKING	64	44	21	70	44	8	251	
76A-PARKING COMPLAINT	49	20	96	81	17	0	263	
78-LOCKOUT	151	74	38	161	60	7	491	
80-ROADWAY OBSTRUCTION	26	35	7	29	41	3	141	
90-DISTURBANCE 2 UNITS	74	48	53	92	39	1	307	
90A-DISTURBANCE 1 UNIT	53	49	63	102	40	2	309	
913-FOOT PATROL	2,321	1,799	307	3,482	891	129	8,929	
96-MENTAL	4	4	2	15	1	0	26	
100-BOMB THREAT	1	1	3	3	0	0	8	
102-NARCOTICS	6	7	1	17	7	2	40	
TOTAL CALLS	7,909	5,462	3,555	8,688	5,392	798	31,804	
TOTAL CALLS W/O 36C'S, 70'S & 913'S	2,498	2,362	2,336	3,332	2,376	438	13,342	
911 CALLS RECEIVED							3,419	

CALLS FOR SERVICE
JANUARY 1, 2007 - JUNE 30, 2007




**2006 YEAR TO
DATE TOTAL**

422
84
112
93
6
2
0
38
48
60
199
95
1,291
103
347
22
2
106
95
9
17
6
117
29
67
1
45
250
18
25
45
2
180
507
146
3,564
45
7
6
2
14
548
6
4
16
5
101
1
14
24
8
1
18
398
801
3,512

2006 YEAR TO DATE TOTAL

259
52
220
5,385
429
733
177
302
414
127
304
355
7,694
13
0
51
30,199
13,556
3,148



'ED

CALLS FOR SERVICE BY SHIFT BY DAY OF WEEK

JANUARY - JUNE 2007 TOTALS							
SHIFTS	SUN	MON	TUES	WED	THURS	FRI	SAT
1ST	552	757	836	751	756	842	702
2ND	699	815	847	840	782	892	956
3RD	309	255	234	241	232	278	328

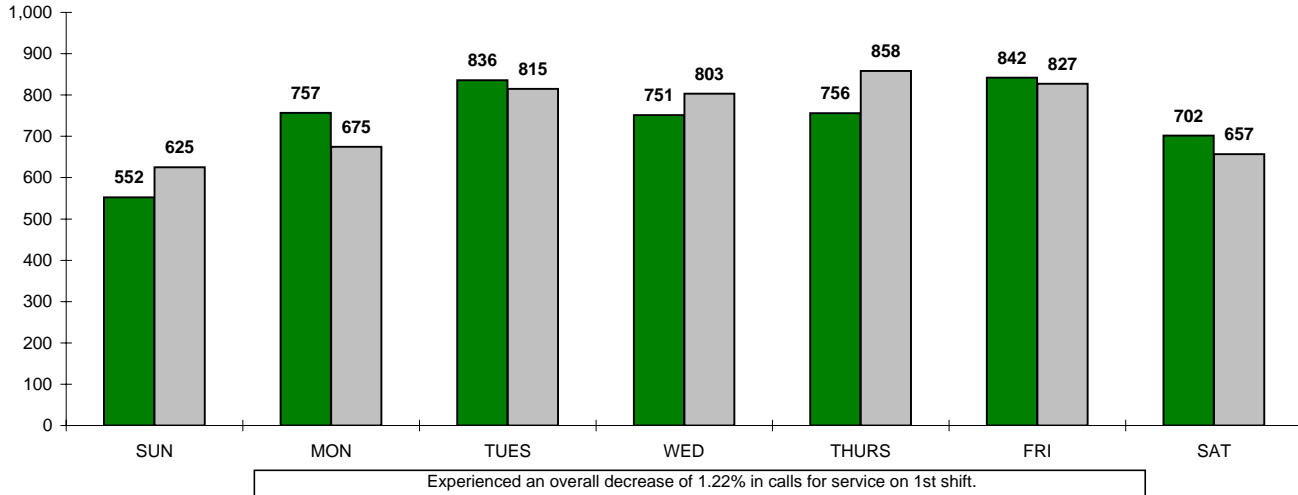
JANUARY - JUNE 2006 TOTALS							
SHIFTS	SUN	MON	TUES	WED	THURS	FRI	SAT
1ST	625	675	815	803	858	827	657
2ND	667	815	899	869	863	956	816
3RD	324	199	204	229	251	322	352

In analyzing our calls for service activity levels for the months of January - June 2007 you will note increases/decreases in some cases. The chart below indicates the percentage of increase or decrease (-) experienced by shift by day of the week.

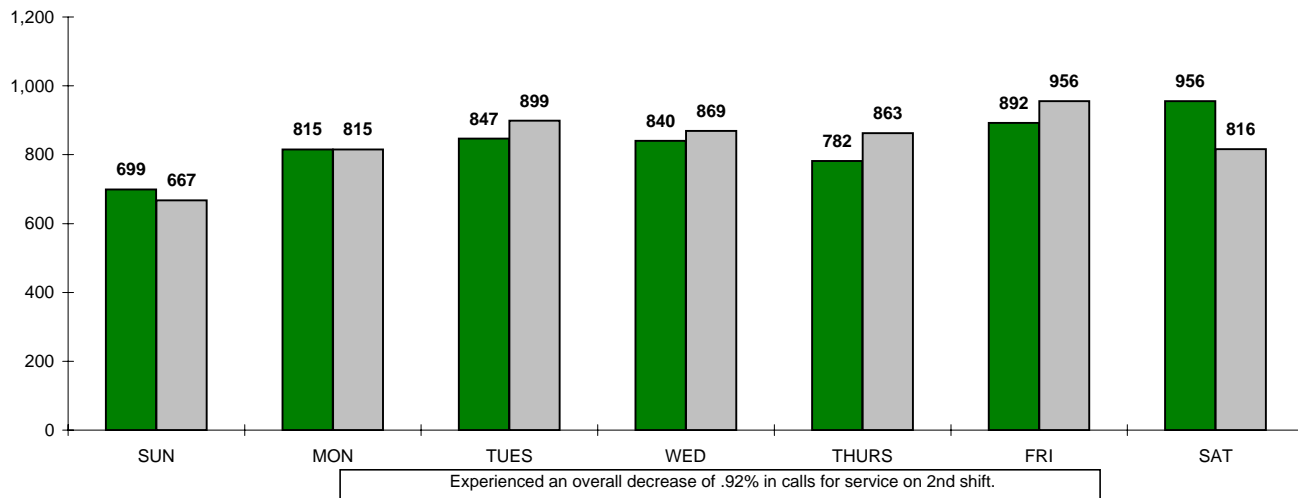
Note:

PERCENTAGE INCREASES AND DECREASES FOR JANUARY - JUNE 2007 VS. 2006 TOTALS							
SHIFTS	SUN	MON	TUES	WED	THURS	FRI	SAT
1ST	-12%	12%	3%	-6%	-12%	2%	7%
2ND	5%	0%	-6%	-3%	-9%	-7%	17%
3RD	-5%	28%	15%	5%	-8%	-14%	-7%

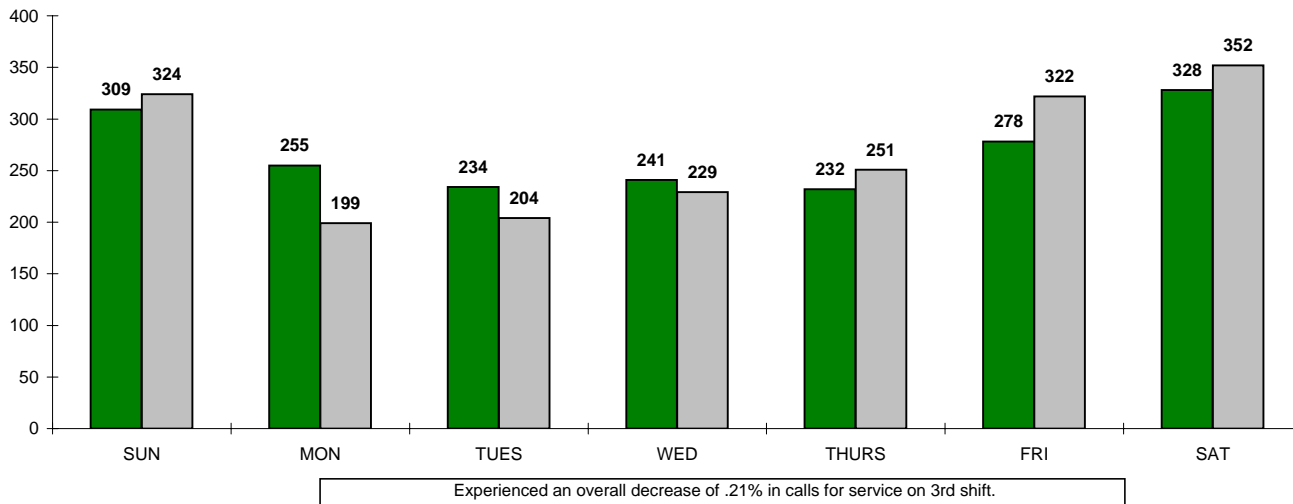
CALLS FOR SERVICE - FIRST SHIFT
JANUARY 1, 2007 - JUNE 30, 2007



CALLS FOR SERVICE - SECOND SHIFT
JANUARY 1, 2007 - JUNE 30, 2007



CALLS FOR SERVICE - THIRD SHIFT
JANUARY 1, 2007 - JUNE 30, 2007



ACCIDENT ANALYSIS January - June 2007

January 1, 2007 through June 30, 2007 there were 388 reported traffic accidents, resulting in an average 2.14 accidents per day. Compared to 2006, accidents increased 7.18% (2007 = 388; 2006 = 362).

Personal injury accidents (122) accounted for 31.44% of the total. Property damage accidents accounted for the majority of our activity with 219 reports being filed (56.44%). Private property collisions accounted for 47 (12.11%) reports being filed.

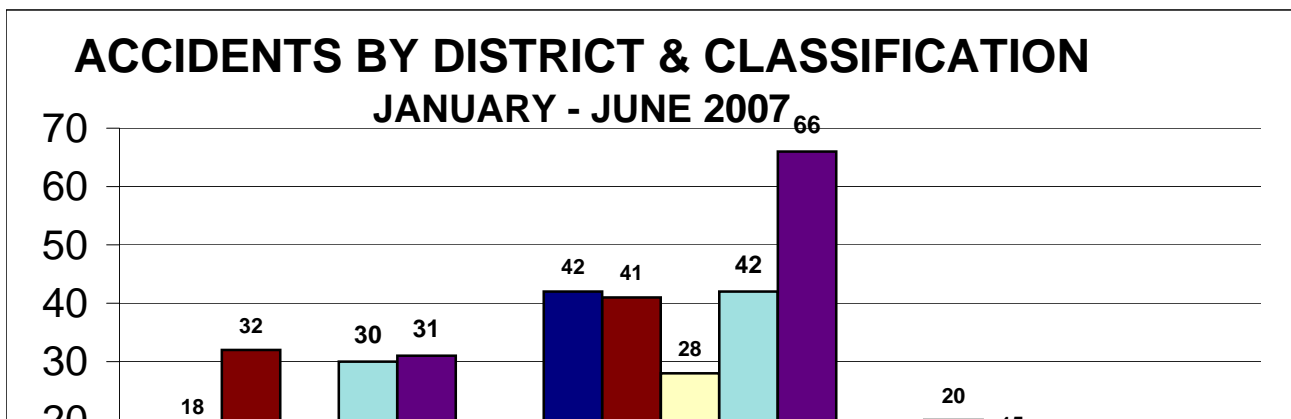
District 5 experienced the majority of accidents (98 or 25.26%). The second district with the most activity was District 2 (88 accidents or 22.68%). There were 80 collisions in District 1 (20.62%), 41 collisions in District 3 (10.57%) and in District 4, 81 accidents (20.88%). The busiest day of the week for accident activity for the reporting period was Monday with 74 accidents (19.07%) reported. The second busiest day was Friday with 63 accidents (16.24%) reported. Accident activity for the remaining days of the week were as follows: Sunday = 44 (11.34%); Tuesday = 61 (15.72%); Wednesday = 61 (15.72%); Thursday = 39 (10.05%); Friday = 63 (16.24%); and Saturday = 46 (11.86%).

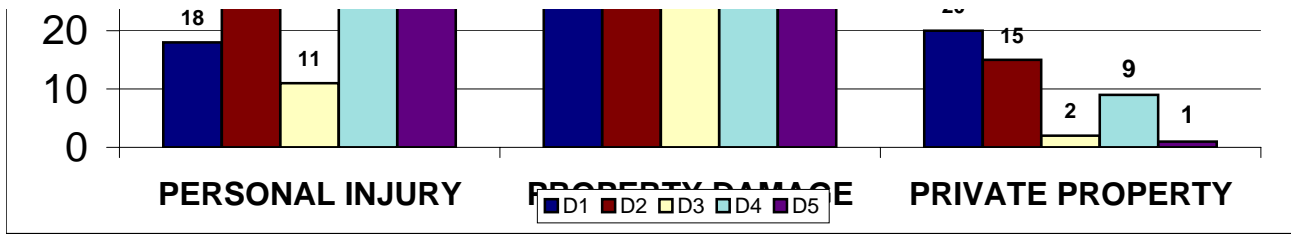
The most frequent contributing factor was Following Too Closely, which accounted for 105 or 27.06% of the accidents. The next most recurrent contributing factor was Failure to Control accounting for 65 or 16.75% of the accidents for the reporting period. The busiest time of day for accident activity was between 8AM-9AM with 39 (10.05%) accidents.

Six (6) crashes were identified as having been alcohol related (1.55%). The drivers in these accidents were arrested and charged with OVI. Two hundred seventy-nine (279) citations were issued to at fault drivers as a result of their accidents (71.91%).

ACCIDENTS BY DISTRICT & CLASSIFICATION

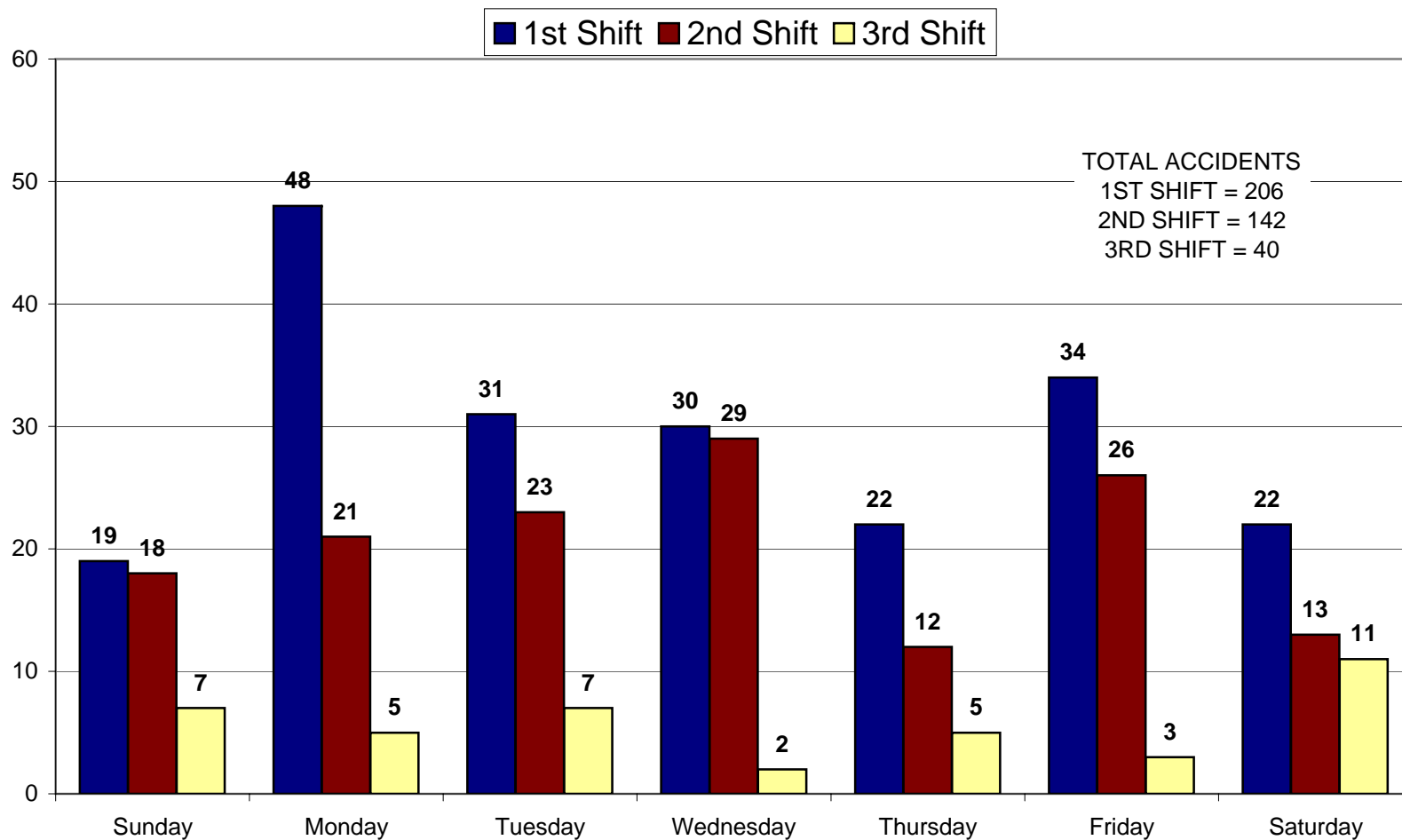
DISTRICT	PERSONAL INJURY	PROPERTY DAMAGE	PRIVATE PROPERTY	TOTAL
D1	18	42	20	80
D2	32	41	15	88
D3	11	28	2	41
D4	30	42	9	81
D5	31	66	1	98
TOTAL	122	219	47	388





ACCIDENTS BY DAY OF WEEK & SHIFT

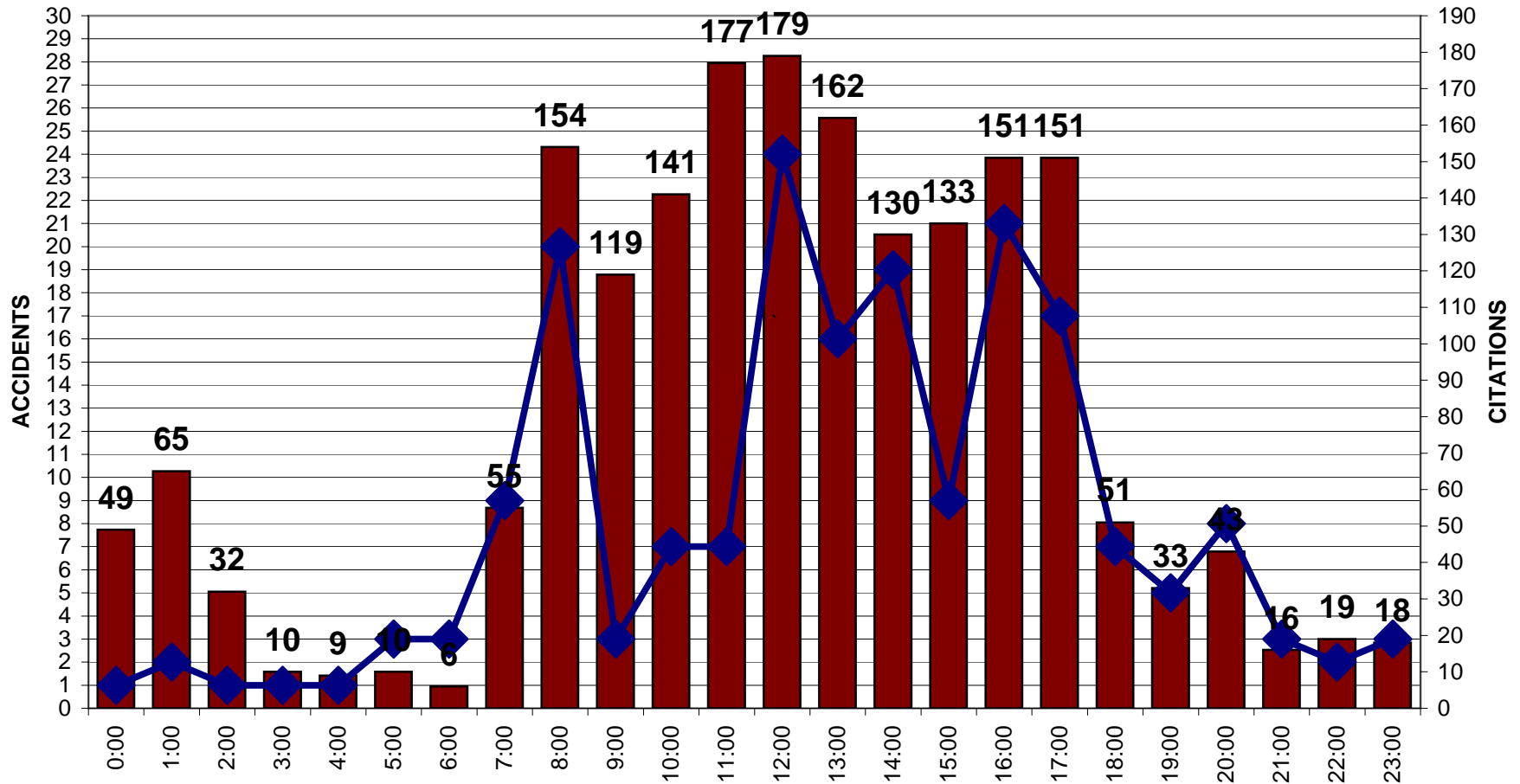
JANUARY 1 - JUNE 30, 2007



ACCIDENTS & CITATIONS BY HOUR

JANUARY 1 - JUNE 30, 2007

Citations Accidents



DETECTIVE SECTION

April – June 2007

CASE MANAGEMENT SUMMARY

Category	April	May	June	2007 YTD
A. Cases for the Reporting Period:	94	127	137	638
B. New Cases Assigned for the Reporting Period:	8	7	4	60
C. Cases Assigned/Investigated by Patrol for the Reporting Period:	3	3	2	35
D. Cases Initially Inactivated for the Reporting Period:	5	15	29	109
E. Cases Active at the Start of the Reporting Period (Old Cases):	26	20	10	---
F. Cases Cleared for the Reporting Period:	14	17	4	69
1. Unfounded:	1	0	1	2
2. Inactive:	8	13	2	41
3. Cleared by Arrest/Charges Filed (Adult):	3	1	0	9
4. Cleared by Arrest/Charges Filed (Juvenile):	0	1	1	3
5. Exceptionally Cleared (Adult):	0	0	0	3
6. Exceptionally Cleared (Juvenile):	0	0	0	0
7. Administratively Closed:	2	2	0	11
G. Active Cases at the End of the Reporting Period:	20	10	10	---

Total successfully cleared cases year to date = 21%

ORGANIZED CRIME AND VICE

Organized Crime and Vice	April	May	June	2007 YTD
Prostitution Cases for the Reporting Period:	0	0	0	0
Illegal Gambling Cases for the Reporting Period:	0	0	0	0
Illegal Use/Sale of Alcohol Cases/Charges for the Reporting Period:	6	4	11	35
Drug Related Cases/Charges for the Reporting Period:	8	13	9	50
Detective Bureau Initiated Drug Cases	1	0	0	1

JUVENILE CASE REFERRAL FUNCTION

Category	April	May	June	2007 YTD
A. Juvenile Case Referrals forwarded to the Juvenile Function for the Reporting Period:	4	29	11	91
B. Juvenile Case Referrals Active at the Start of the Reporting Period (Old):	11	9	4	---
C. Juvenile Case Referrals Active at the End of the Reporting Period:	9	4	5	---
D. Juvenile Case Referral Dispositions:	6	34	10	93
1. Diversion/Office Level:	3	17	7	48
2. Juvenile Charges Filed:	1	9	0	22
3. No Further Action:	2	8	3	23
4. Referral to Other Agency:	0	0	0	0
5. Missing Persons/Runaways:	0	0	0	2

COMMUNITY EDUCATION UNIT

April – June 2007

Current concerns voiced by the community through civic association meetings, e-mail, phone calls, etc:

In the second quarter of 2007 we received inquiries via e-mail and telephone.
5 via email

Over 100 via telephone

The most common inquiries were;

1. Request for services, i.e., tours of the Dublin Justice Center, Speaker/Activity Requests.
2. General law enforcement questions.

Potential problems identified that have a bearing on law enforcement activities:

Infrastructure Improvements within the city requiring police support

Major special events requiring police planning and support

Maintain levels of crime and prevent increases or emergence of serious crime

Recommended actions that address previously identified concerns and problems:

Complete traffic education, prevention and enforcement efforts.

Conduct detailed planning with all stakeholders and deploy police resources in support of special events.

Target police resources using crime analysis in order to maximize prevention and enforcement efforts.

Progress made towards addressing previously identified concerns and problems:

(Also see progress on goals and objectives)

Prevention and patrol efforts directed toward reducing the thefts.

Traffic enforcement efforts directed at targeted areas of concern.

Community Relations and Crime Prevention Events:

11 Speaker/Activity Requests completed

Distributed “Anti-Theft Stickers” to local hotels

Completed Personal Defense Programs (PDP) for local groups.

Completed fingerprinting services for residents and corporate employees.

Delivered the “Street Safe” Program for juvenile traffic offenders.

Delivered the Safe Escape Program at the Dublin Community Recreation Center

Neighborhood Watch Program:

Developed and distributed a Neighborhood Watch “Starter Kit” for local groups.

2 meetings attended and distribution of related information to several residents

Operation KidPrint and Block Parent Programs:

Promoted the Block Parent Program at local events.

Provided “Kid Facts Kits” at several community events and directly to residents

Speaker’s Bureau Commitments

11 Speaker/Activity Requests completed

Personal Defense Program:

Completed programs for local groups.

Police Interns:

Plans in place to employ 2 during Summer 2007.

Operation Gunlock:

Gunlocks distributed at community events.

QUALITY OF SERVICE SURVEY April-June 2007

CALLS FOR SERVICE SURVEY							
Question	Strongly Agree	Somewhat Agree	Agree	Somewhat Disagree	Strongly Disagree	Don't Know	N/A
1. Any on-going investigation of your situation has been thoroughly and professionally handled.	7	4	4	0	1	2	4
2. Your situation was handled within a reasonable amount of time.	17	2	2	0	1	0	0
3. The level of service received met your expectations.	15	2	1	3	1	0	0
4. The services provided were responsive to your situation and helpful.	13	4	1	3	1	0	0
5. Your overall perception of the Dublin Division of Police is positive.	15	3	3	0	0	0	1
6. The efforts of the Dublin Police have made the city a safer place to live and work.	11	4	5	1	0	1	0
7. Neighborhood Watch and other crime prevention activities are important.	17	0	4	0	0	1	0
8. The Dublin Division of Police adequately publicizes the safety and crime prevention programs offered to the community.	3	6	6	0	1	6	0
Total Sent	100						
Total Received	22						
Comments:							
"The police officer, initially on the scene, made me feel like I was overreacting, when I was alarmed that my home was burglarized"							
"In your court system no one knows what they are doing. It was a joke"							
"Have not seen any reports about what Dublin is doing to get on top of suburban gang activity moving out here from the inner city. Would like to know!"							

TRAFFIC STOP SURVEY

Question	Strongly Agree	Somewhat Agree	Agree	Somewhat Disagree	Strongly Disagree	Don't Know	N/A
1. The officer(s) were professional and courteous during the traffic stop.	5	0	4	0	0	0	0
2. The traffic stop was reasonable and it was clear why you were stopped.	5	0	2	1	0	0	1
3. The officer(s) explained the reason for the stop and answered questions.	5	1	3	0	0	0	0
4. The officer(s) explained the citation and court/payment procedures.	6	0	2	1	0	0	0
5. The amount of time the traffic stop lasted was reasonable.	7	0	1	0	1	0	0
Total Sent	100						
Total Received	9						

Comments:

"I wish for a traffic camera at w/b I270 at w/b US 33."
 "Keep up the Good Work! "

DUBLIN DIVISION OF POLICE

SEMI-ANNUAL ACTIVITY SUMMARY January - June 2007

Calls for Service:

Total Calls for Service: 31,804	Total Calls w/o Foot Patrol, Traffic Stops & Courtesy Calls*: 13,342				
Calls by District					
District 1	District 2	District 3	District 4	District 5	District 0 •
7,909	5,462	3,555	8,688	5,392	798
2,498*	2,362*	2,336*	3,332*	2,376*	438*
<i>911 Calls:</i> 3,419					
Workload Analysis Information for Districts 1 through 5*					
<i>Total Calls for Service:</i> 12,904 <i>Average Response Time:</i> 5 minutes					
<i>Average Total Time to Handle Calls:</i> 21 minutes					
*does not include traffic stops, foot patrols & courtesy calls					
• this district tracks all mutual aid calls to other jurisdictions or activity that occurs outside the city					

Offense Reports:

Part I Crimes: 350	Part II Crimes: 257	Other: 160
Total Offense Reports for January – June 2007:		767

Traffic & Criminal Citations

Traffic Total: 4,010	Criminal Total: 89
Municipal Code: 3,765	
Ohio Revised Code: 148	
Parking Citations: 97	

Arrests:

Number of Adults Arrested: 219	Number of Juveniles Arrested: 123
Total Persons Arrested January – June 2007: 342	

Arrest Charges:

Adult: 320	Juvenile: 165
Total Charges January – June 2007: 485	

Accident Reports:

Property Damage: 219	Injury: 122	Private Property: 47
Total Accident Reports January – June 2007: 193		

WORKLOAD ANALYSIS REPORT

January - June 2007

The January through June 2006 Workload Analysis reflects a total of 12,904 calls for service. This figure does not include traffic stops, foot patrols or courtesy cards initiated by officers or activity occurring in District 0 (calls outside city limits/mutual aid). The average response time for calls was five (5) minutes from the time the call was received by our communications technician until the first responding officer arrived on the scene. The average time to reach a disposition and clear the call was twenty-one (21) minutes.

The Workload Analysis also allows us to track activity levels by hour by day. We analyze this data to determine our staffing levels for patrol shifts. By reviewing our Workload Analysis Graph on the following page, you can see that our busiest hour of activity was between 3PM and 4PM. One thousand four hundred one (1,401) calls for service were received during this time frame. The next busiest hour was between 4PM and 5PM when 1,184 calls for service were received. The ability to obtain this type of data is critical to effectively staff our patrol shifts.

While reviewing this report it is important to note that various factors can influence average response times. "Stacking" of calls where lower priority calls are held so that calls of a more urgent nature can be dispatched and responded to commonly occurs. "Cross dispatching" where an officer is dispatched out of district to a call will also increase response time. Low priority calls that are received during roll call/shift change negate an immediate response from patrol officers thus increasing response times.

As a matter of practice, we like to keep our average response time for all calls occurring inside the City under ten (10) minutes. As previously stated, there are certain incidents where that becomes impossible. However, our goal is realistic and as demonstrated by the January through June 2007 report, was met. The following is a break down of calls for service by district with the overall total calls, average response time and average time to resolve the call:

District 1 Totals

2,498 Calls for Service
 4 minute average response time
 23 minute average time to resolve call

District 4 Totals

3,332 Calls for Service
 5 minute average response time
 22 minute average time to resolve call

District 2 Totals

2,362 Calls for Service
 5 minute average response time
 24 minute average time to resolve call

District 5 Totals

2,376 Calls for Service
 5 minute average response time
 19 minute average time to resolve call

District 3 Totals

2,336 Calls for Service
 6 minute average response time
 19 minute average time to resolve call

Total Calls for Service

12,904 Calls for Service
 5 minute average response time
 21 minute average time to resolve call

Calls for Service by Time of Day January - June 2007

