

**City of Dublin  
Division of Police**

**Quarterly  
Activity  
Report**

**April –  
June 2008**

# DUBLIN DIVISION OF POLICE

## ACTIVITY SUMMARY

April – June 2008

### *Calls for Service:*

<b>Total Calls for Service:</b> 17,176	<b>Total Calls w/o Foot Patrol, Traffic Stops &amp; Courtesy Calls*:</b> 6,237*				
<b>Calls by District</b>					
<b>District 1</b>	<b>District 2</b>	<b>District 3</b>	<b>District 4</b>	<b>District 5</b>	<b>District 0 •</b>
4,797	3,596	1,626	4,104	2,672	381
1,147*	1,021*	1,134*	1,539*	1,173*	223*
<i>911 Calls:</i>					
Workload Analysis Information for <u>Districts 1 through 5*</u>					
Total Calls for Service: 6,014					
Average Response Time: 5 minutes					
Average Total Time to Handle Calls: 24 minutes					
*does not include traffic stops, foot patrols & courtesy calls					
• this district tracks all mutual aid calls to other jurisdictions or activity that occurs outside the city					

### *Offense Reports:*

Part I Crimes: 197	Part II Crimes: 169	Other: 95
<b>Total Offense Reports for April – June 2008:</b>		<b>461</b>

### *Traffic & Criminal Citations*

Traffic Total: 2,027	Criminal Total: 34
Municipal Code: 1,900	
Ohio Revised Code: 77	
Parking Citations: 50	

### *Arrests:*

Number of Adults Arrested: 113	Number of Juveniles Arrested: 52
<b>Total Persons Arrested April – June 2008: 165</b>	

### *Arrest Charges:*

Adult: 167	Juvenile: 68
<b>Total Charges April – June 2008: 235</b>	

### *Accidents Reports:*

Property Damage: 102	Injury: 129	Private Property: 32
<b>Total Accident Reports April – June 2008: 263</b>		

Please see remainder of report for more detailed information.

# DUBLIN DIVISION OF POLICE

## SEMI-ANNUAL ACTIVITY SUMMARY January - June 2008

### *Calls for Service:*

<b>Total Calls for Service:</b> 31,644	<b>Total Calls w/o Foot Patrol, Traffic Stops &amp; Courtesy Calls*:</b> 12,213*				
<b>Calls by District</b>					
<b>District 1</b>	<b>District 2</b>	<b>District 3</b>	<b>District 4</b>	<b>District 5</b>	<b>District 0 •</b>
8,237	6,637	3,002	7,969	5,084	715
2,281*	2,157*	2,082	2,966	2,289	438
<i>911 Calls:</i> 11,903					
Workload Analysis Information for <u>Districts 1 through 5*</u> <i>Total Calls for Service:</i> 11,775 <i>Average Response Time:</i> 5 minutes <i>Average Total Time to Handle Calls:</i> 24 minutes					
*does not include traffic stops, foot patrols & courtesy calls					
• this district tracks all mutual aid calls to other jurisdictions or activity that occurs outside the city					

### *Offense Reports:*

Part I Crimes: 369	Part II Crimes: 328	Other: 179
<b>Total Offense Reports for January – June 2008:</b>		<b>876</b>

### *Traffic & Criminal Citations*

Traffic Total: 3,669	Criminal Total: 63
Municipal Code: 3,428	
Ohio Revised Code: 175	
Parking Citations: 66	

### *Arrests:*

Number of Adults Arrested: 219	Number of Juveniles Arrested: 117
<b>Total Persons Arrested January – June 2008:</b> 336	

### *Arrest Charges:*

Adult: 328	Juvenile: 154
<b>Total Charges January – June 2008:</b> 482	

### *Accident Reports:*

Property Damage: 265	Injury: 195	Private Property: 89
<b>Total Accident Reports January – June 2008:</b> 549		

# Authorized Strength – 2008

## Full-Time Personnel

STAFFING TABLE	SWORN Authorized 69					CIVILIAN Authorized 25					
	Chief	Lt	Sgt	Cpl	Police Officer	Tech Svcs Comm	Comm Supvsr	Comm Tech	Admin Spec	Staff Asst	Office Asst
<b>Number Authorized</b>	1	2	7	6	53	1	2	15	1	1	5
<b>Number Actual</b>	1	2	7	6	49*	1	2	13*	1	1	4*
<b>Office of the Chief</b>	1								1		
<b>Operations Bureau</b>											
Commander		1									
Patrol Sergeant			3								
Traffic Unit Sgt			1								
Corporal				6							
Patrol Officer					30*						
Canine Officer					1						
Crime Analysis Officer					1						
Traffic Unit Officer					4						
Officer(s) in Training					1						
<b>Services Bureau</b>											
Commander		1									
Detective Sergeant			1								
Detective					3						
Juvenile Officer					1						
Community Ed Unit Sgt			1								
Community Ed Unit Officer					8						
Staff Assistant										1	
<b>Technical Services Bureau</b>											
Commander						1					
Training/Accreditation Sgt			1								
Communications Supervisor							2				
Communications Technician								13*			
Property Technician											1
Office Assistant											3*

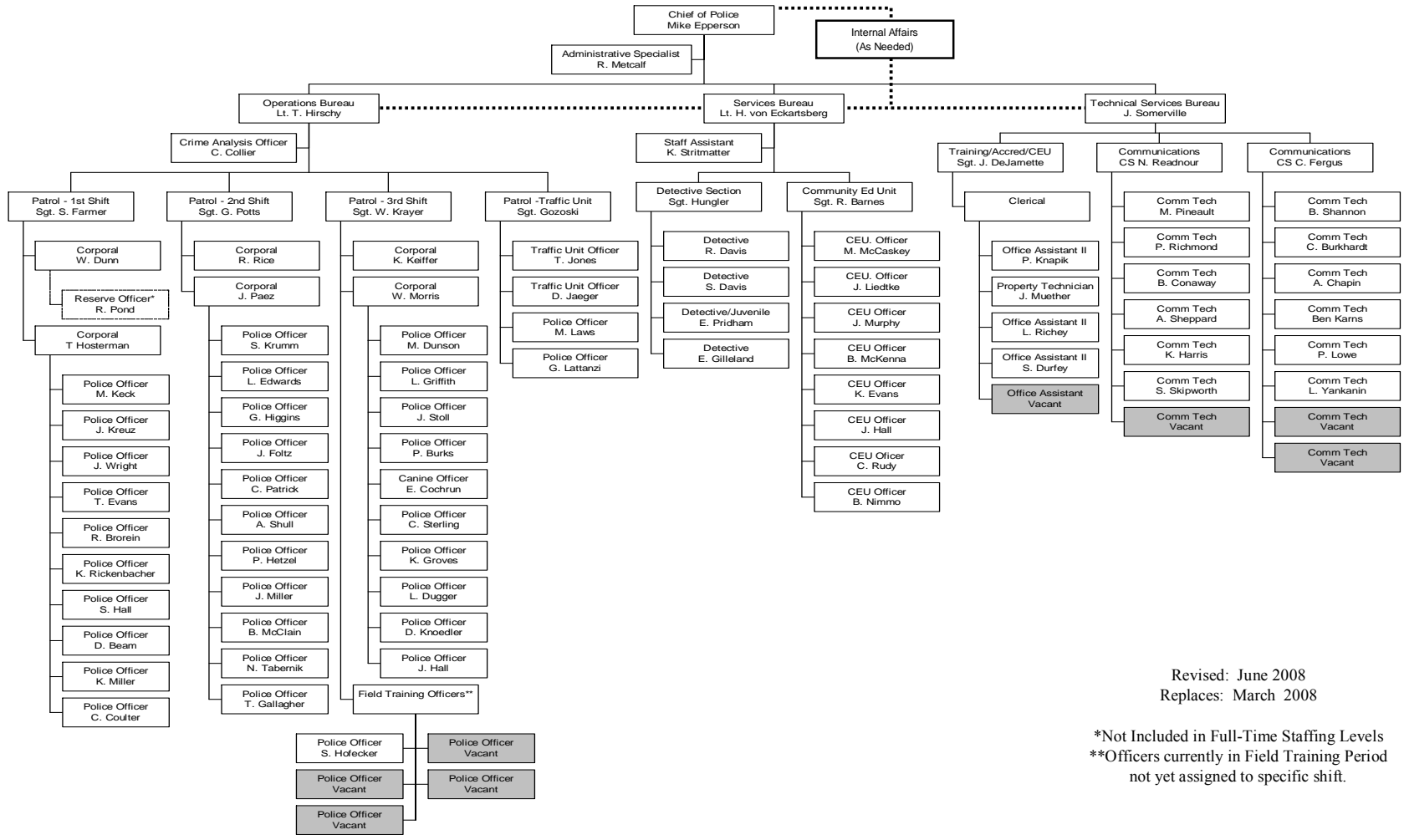
\*below authorized staffing level

## Reserves

<b>Number Authorized</b>	10
<b>Number Actual</b>	1*
Reserve Officer	1*

# City of Dublin - Division of Police

## Organizational Chart - Standard 11.1.2



Revised: June 2008  
Replaces: March 2008

\*Not Included in Full-Time Staffing Levels  
\*\*Officers currently in Field Training Period  
not yet assigned to specific shift.

# DIVISION ACTIVITY

## Goals & Objectives Progress

January – June 2008

<b>1</b>	<i>Maintain a low level of crime throughout the city.</i>
----------	---

**MEASUREMENT:** *3-Year average of the Part I Crime Index per 1,000 residents with a 5% growth maintenance factor = 18.998 Part I Crimes per 1,000 residents or less.*

### **OPERATIONS BUREAU OBJECTIVES**

#### **PATROL**

**2008-101** Maintain a low level of thefts from vehicles throughout the city (222 or less).

*Progress: 139 theft from vehicle reports have been filed.*

**2008-102** Maintain a low level of residential burglaries and commercial B&E throughout the city (151 or less).

*Progress: 49 burglary/B&E reports have been filed.*

#### **CRIME ANALYSIS**

**2008-103** Increase the number (7 or more) of evolving or existing crime patterns/trends identified and communicate this information to all division components and/or the public as needed.

*Progress: 3 crime alerts have been issued. All have been related to catalytic converter thefts.*

### **SERVICES BUREAU OBJECTIVES**

#### **DETECTIVES**

**2008-104** Ensure that CPD pawn shop squad and area resale shops are contacted monthly with case specific information regarding stolen property.

*Progress: Stolen property spreadsheets are produced monthly and forwarded to area resale shops. In addition specific case information was forwarded on the following cases: #07-7158 on 1-28-08, #08-2453, on 5-9-08, and #08-4414, on 6-25-08.*

**2008-105** Ensure that the detective section maintains a successful case clearance rate of 35%.

*Progress: The spreadsheet posted at the end of June showed a clearance rate of 36.7% for the detective bureau.*

**2008-106** Coordinate with the Crime Analysis Officer to target locations for criminal and/or drug activity on a monthly basis.

*Progress: The Detective Section meets with the crime analysis officer informally many times each month; however the documented analysis meetings are on file for each month in 2008 to date. Those dates include: 1/28/08; 2/28/08; 3/12/08; 4/22/08; 5/20/08; 6/18/08.*

**2008-107** Conduct at least one special operation per quarter targeting locations identified in above objective.

*Progress: Based upon the information received from crime analysis we conducted "bait car" surveillance details in targeted locations on 3/20/2008 and 6/24/2008.*

**2008-108** Explore the possibility of a stolen property "buy back" program. Complete a proposal for budget funding by September 1, 2008.

*Progress: An inquiry was posted on PoliceOne.com which is a website used by thousands of police officers across the country. The website offers bulletin board type postings where officers can post issues/questions and receive feedback. The information regarding our buy back idea was posted there on 2/19/08 and we have received*

no feedback. Further research has been done and compiled into a memo to Lt von Eckartsberg dated July 17, 2008.

## **COMMUNITY EDUCATION UNIT**

**2008-109** Deliver crime prevention programs in the community, i.e., Safe Escape, Personal Defense Program, and CyberSafe to increase community awareness and reduce criminal opportunity.

*Progress: Programs have been delivered as scheduled. SafeEscape at DCRC continues to be very popular. PDP has been presented at Cardinal Health, Dublin Counseling Center, and a shared presentation with Core Tactix. CyberSafe is currently under revision with a new version modeled upon the I-Safe program to be delivered in the fall of 2008. Neighborhood Watch has been supported through attendance of meetings, distribution of materials, and promotion at city events. SRO's completed many related activities in the schools.*

**2008-110** Reduce the overall incidence of thefts (below 71) and assault/fighting incidents (below 37) in schools in 2008 over 2007 totals.

*Progress: We are on track to reduce the number of thefts for the year. Reducing assaults remains a challenge. These are the 2 areas of focus for SRO's during this school year.*

**2008-111** Contribute to the development and greater implementation of school building safety committees to address safety issues and threats.

*Progress: CEU Supervisor participated in the school security committee, which resulted in recommendations for the 2009 bond issue. SRO's made specific recommendations to the committee for safety in their respective buildings. SRO's continued to be active members of their building safety teams.*

## **TECHNICAL SERVICES BUREAU OBJECTIVES**

### **COMMUNICATIONS**

**2008-112** Improve the timeliness and increase the total number of iLincs alert entries, intelligence entries, information sharing bulletins and inquiry note entries over 2007 statistics.

*Progress: In the first half of the year, the Communications Center staff has entered 45 alerts. At the current rate, there will be approximately 90 alerts entered for the year, exceeding the total of 51 entered in all of 2007.*

**2008-113** Actively work warrants by making contact with the wanted person and clearing the warrant as a direct result of communication's efforts.

*Progress: In the first half of 2008, the warrant team has cleared 24 warrants through direct contact with the defendant. They have also forwarded 9 warrants to roll call for service attempt. The team has also compiled a list of dated warrants that have no active leads for the court to consider recalling.*

### **RECORDS**

**2008-114** Complete all CRIME related data entry by the second work day of each new month.

*Progress: This goal has been achieved for the first six months of the year and is on track to be successfully accomplished at year's end.*

**2008-115** Complete and distribute Detective Bureau reports (Organized Crime, Part I Crimes, Property Crime, Stolen Property, and Cold Case) by the seventh day of each month.

*Progress: This goal has been achieved for the first six months of the year and is on track to be successfully accomplished at year's end.*

**2008-116** Prepare a quarterly report that compares recovered and found property impounded by the property function to crime and lost property reports to help link property to existing cases.

*Progress: The first quarterly report was completed in May. The remaining reports will be completed in July, November and January.*

2	<b>Maintain a low level of traffic crashes occurring in the city and respond effectively to other traffic concerns.</b>
---	---

**MEASUREMENT:** 3-Year average of the Crash Rate Index per 1,000 residents with a 5% growth maintenance factor = 19.376 Traffic Crashes per 1,000 residents or less.

### **OPERATIONS BUREAU OBJECTIVES**

#### **PATROL**

**2008-201** Maintain a low level of traffic crashes in the top 7 traffic crash corridors (339 or less).

*Progress:* 215 traffic crash reports have been filed in the top 7 traffic crash corridors.

**2008-202** Maintain a consistent number of division wide OVI related arrests (154 or more).

*Progress:* 87 OVI related arrests have been made.

#### **TRAFFIC ENFORCEMENT UNIT**

**2008-203** Reduce the 85<sup>th</sup> percentile speeds in those areas which warrant a TEU project response.

*Progress:* 35 Stealth Stat surveys were conducted in response to residential complaints. Only one location (Earlington Parkway) was identified with excessive speeds and a neighborhood traffic project was initiated by the TEU. The 85<sup>th</sup> percentile speed of 33 MPH in a 25 MPH zone was reduced to 31 MPH in a 25 MPH zone (6.1% decrease in speed) through a combination of education and enforcement.

**2008-204** Maintain a low level of traffic crashes in the top 7 traffic crash corridors (339 or less).

*Progress:* 215 traffic crash reports have been filed in the top 7 traffic crash corridors.

#### **CRIME ANALYSIS**

**2008-205** Increase the number (4 or more) of evolving or existing traffic crash patterns/trends identified and communicate this information to all division components and/or the public as needed.

*Progress:* No (0) traffic alerts have been issued.

### **SERVICES BUREAU OBJECTIVES**

#### **COMMUNITY EDUCATION UNIT**

**2008-206** Complete HS DARE and related lessons promoting safe driving in all three high schools.

*Progress:* All high school lessons were completed as scheduled. SRO Mike McCaskey was heavily tasked in order to cover absences in the schools and he delivered excellent results. A partnership was formed to bring TEU Officers into the educational dialogue during the delivery of the program.

**2008-207** Deliver the StreetSafe program each month. Enhance outcome measures by implementing an online survey of participants.

*Progress:* Monthly StreetSafe Classes were delivered as scheduled. Pre/Post Test results continued to show measured effectiveness. The presentation received minor updates and additions to materials. Efforts continue to train TEU Officers as instructors for the program.

**2008-208** Support development, planning and execution of the Dublin Teen Driver Rodeo in cooperation with other community partners.

*Progress:* All event planning meetings have been attended by CEU members. The event is planned for Sunday 21 September. It will be larger and has gained more support within the community. Partnership sought with UCSO to bring their golf cart "Fatal Vision Goggles" event to the roadeo. It is an effective divided attention exercise. Exercise evaluated by CEU Supervisor.

## **TECHNICAL SERVICES BUREAU OBJECTIVES**

### **COMMUNICATIONS**

**2008-209** Formalize and implement the traffic re-route plans by creating pre-plans and conducting training for all communications technicians.

*Progress: CT Amy Chapin has been assigned this goal and will complete the plan creation and training course to be given at a communications center in-service training session to be held in September.*

**2008-210** Install and utilize traffic cameras at three major intersections.

*Progress: Action on this item is scheduled for the third quarter of the year.*

### **RECORDS**

**2008-211** Complete all crash and citation data by the second day of each new month.

*Progress: This goal has been achieved for the first six months of the year and is on track to be successfully accomplished at year's end.*

**2008-212** Complete and distribute traffic and citation activity analysis reports by the seventh day of each month.

*Progress: This goal has been achieved for the first six months of the year and is on track to be successfully accomplished at year's end.*

<b>3</b>	<b><i>Enhance our readiness and demonstrate our ability to successfully resolve critical incidents.</i></b>
----------	---

**MEASUREMENT:** *Majority of sub-objectives are accomplished and successful resolution of actual critical incidents as determined by department de-briefings.*

## **OPERATIONS BUREAU OBJECTIVES**

### **PATROL**

**2008-301** Complete one (1) critical incident exercise per shift/unit.

*Progress: 04-30-08: 1<sup>st</sup> shift conducted a tactical walk through exercise at Ashland Chemical; 05-19-08: 1<sup>st</sup> shift conducted a tactical walk through exercise at Crowne Plaza.*

**2008-302** Conduct quarterly deployment drills (drill or actual deployment) with officers using the ballistic packages to test their readiness to deploy the equipment.

*Progress: 01-24-08: 2<sup>nd</sup> shift completed a quarterly deployment drill using the ballistic packages; 01-25-08: 3<sup>rd</sup> shift completed an actual deployment of the ballistic packages on a suicide attempt with a gun call for service; 02-02-08: 1<sup>st</sup> shift completed a quarterly deployment drill using the ballistic packages; 02-20-08: 2<sup>nd</sup> shift completed an actual deployment of the ballistic packages on a suicide attempt with a gun call for service; 04-12-08: 2<sup>nd</sup> shift completed a quarterly deployment drill using the ballistic packages; 05-26-08: 1<sup>st</sup> shift completed a quarterly deployment drill using the ballistic packages; 06-03-08: 3<sup>rd</sup> shift completed a quarterly deployment drill using the ballistic packages.*

**2008-303** Conduct at least one (1) roll call training per shift reference an aspect related to the division's E.O.P.

*Progress: This objective has not been accomplished by any of the patrol shifts in the first half of 2008.*

### **TRAFFIC ENFORCEMENT UNIT**

**2008-304** Participate in one (1) shift/unit critical incident exercise.

*Progress: Members of the TEU have attended the first shift tactical walk through exercises.*

**2008-305** Participate in at least one (1) shift roll call training reference an aspect related to the division's E.O.P.  
*Progress: TEU personnel have conducted roll call training in reference to an aspect related to the division's EOP on: 01/31/08 (Topics: EOP, ICS, NIMS, and critical incidents); 02/06/08 (Topics: ICP, including definition, purpose and location of the ICP, ICP security, authorized personnel to access the ICP and the zones of a critical incident); 03/13/08 (Topics: staging area, role of the public information officer and the media information area); 04/08/08 (Topics: Establishing Perimeters, Outer Perimeter, Inner Perimeter, Bomb Threats, Hazardous Materials, and Hostage Barricade Situations); 06/10/08 (Topics: shelter-in-place, traffic management, traffic signal controls, incident action plans, and incident communications).*

**2008-306** Conduct quarterly deployment drills (drill or actual deployment) with officers using the ballistic packages to test their readiness to deploy the equipment.  
*Progress: 01/22/08: TEU completed a quarterly deployment drill using the ballistic packages; 04/08/08: TEU completed a quarterly deployment drill using the ballistic packages.*

### **SERVICES BUREAU OBJECTIVES**

#### **DETECTIVES**

**2008-307** Maintain all crime scene response equipment in working order through documented monthly inspection.  
*Progress: Reports are on file for each month of 2008 to date of the truck 9 inspection.*

**2008-308** Debrief and evaluate each death response conducted by the detective bureau as a unit.  
*Progress: For this quarter we have had two reported DOA's where the detective bureau responded. Case 08-2432 on 4/11/08 at 8816 Nairn Ct. and Case 08-3519 on 5/16/08 at 6320 Cartwright Lane. Both cases have had DOA response reviews conducted and are on file.*

**2008-309** Conduct quarterly training session involving all detectives focusing on various crime scene investigative tools, and/or scenarios.  
*Progress: This objective was not met this quarter as we had anticipated. I was predicting the newly purchased surveillance video equipment to be here in time to conduct training however I was wrong in my estimation. It has now been received and a training will be conducted the week of August 18<sup>th</sup>.*

**2008-310** Conduct an exercise that requires all detectives to demonstrate proficiency with all crime scene technical equipment.  
*Progress: Not completed.*

#### **COMMUNITY EDUCATION UNIT**

**2008-311** Develop and complete Single Officer Response training package along with at least one additional unit training exercise.  
*Progress: One training day completed with 2<sup>nd</sup> planned for Fall 2008.*

**2008-312** Conduct debriefs and after-action reports of incidents at schools, and integrate lessons learned into training and operations.  
*Progress: SRO's continued to record reports on various drills in their schools. An archive of these reports is maintained, and has been used while planning unit training.*

#### **ADMINISTRATIVE**

**2008-313** Achieve NASRO "Model Agency" designation by successfully completing the application process.  
*Accomplished: Award to be received at the NASRO Conference on 29 July. The Journal of School Safety will feature DPD in the September issue.*

## **TECHNICAL SERVICES BUREAU OBJECTIVES**

### **COMMUNICATIONS**

**2008-314** Conduct a minimum of three CAD/MDC failure drills.

*Progress: The first of three drills was successfully completed on 04/12/08 from 1200 to 1630 hours. The two additional drills have not been scheduled.*

**2008-315** Conduct a IDT deployment in conjunction with a Quad response (actual or drill)

*Progress: There have been no actual responses during 2008. The IDT supervisors are in the process of coordinating a training drill for October 2008 that incorporates the APCO Active Shooter class as part of the curriculum.*

**2008-316** Develop IDT deployment pre-plans for each of the high schools and middle schools.

*Progress: Each IDT member has been assigned a school and will meet with the SRO for that school to help develop the plans. This goal is on track for a year end completion.*

**2008-317** Conduct radio system training for all sworn personnel that addresses walkie, mobile and radio template use.

*Progress: This training task has been assigned to CT Richmond and is expected to take place during the fourth quarter of 2008 in a roll call based training format.*

### **RECORDS**

**2008-318** Conduct a Property Room disaster drill.

*Progress: The plan has been developed and approved. The drill has not yet been scheduled.*

# DIVISION ACTIVITY

## CALLS FOR SERVICE

### District 1

Includes all areas within the city limits that are south and east of Interstate 270 and west of the Scioto River. Also includes I270 northbound from US 33 westbound ramp up to Sawmill Road.

### District 2

Includes all areas within the city limits that are east of the Scioto River, west of Sawmill Road, south of the Delaware County Line and north of Martin Road. Also includes I270 westbound from Sawmill Road to US 33 and the ramp from I270 southbound to US 33 westbound.

### District 3

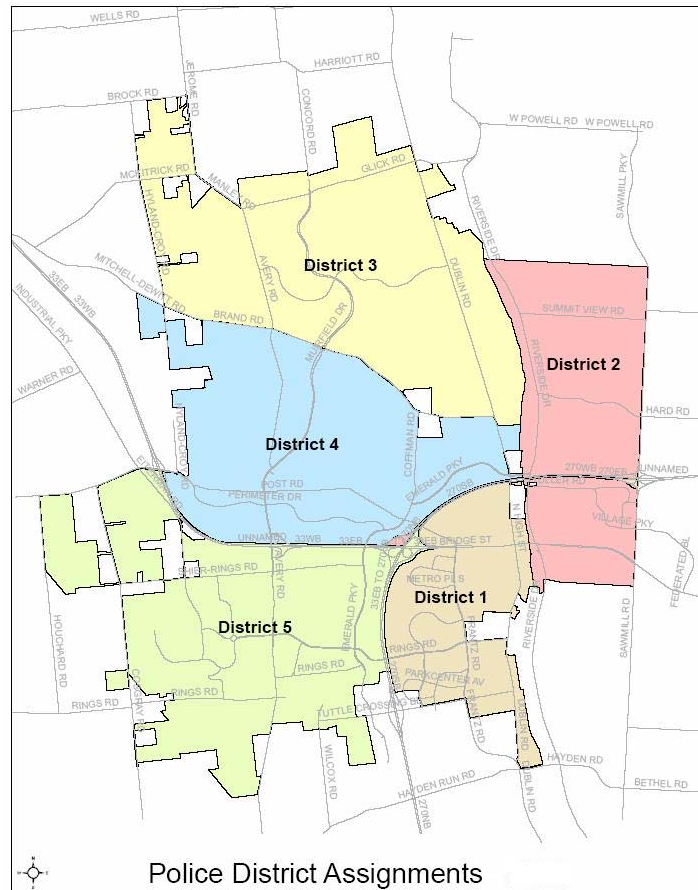
Includes all areas within the city limits that are north of Brand Road and west of the Scioto River. All addresses that are within the city limits on Brand Road including the intersections of Brand Road/Muirfield Drive and Brand Road/Dublin Road are covered by this district.

### District 4

This district includes all areas within the city limits that are south of Brand Road, north of US 33 and west of Interstate I270, Browning Court and Dublin Road. Addresses that are south of Brand Road to the I270 overpass that are within the city limits are part of District 4.

### District 5

This area includes all areas within the city limits that are south of the north edge of US 33 and west of I270. This area also covers both northbound and southbound lanes of I270 between Tuttle Crossing and US 33 and all ramps to and from I270 south of US 33.



**NOTE:** The following is a breakdown of calls for service. They represent initial reports. The number of actual offenses may be different after officer's investigation.

# WORKLOAD ANALYSIS REPORT

## April - June 2008

The April through June 2008 Workload Analysis Report reflects a total of 6,014 calls for service. This figure does not include traffic stops, foot patrols or courtesy cards initiated by officers or activity occurring in District 0 (calls outside city limits/mutual aid). The average response time for calls was five (5) minutes from the time the call was received by our communications technician until the first responding officer arrived on the scene. The average time to reach a disposition and clear the call was twenty-four (24) minutes.

The Workload Analysis Report also allows us to track activity levels by hour by day. We analyze this data to determine our staffing levels for patrol shifts. By reviewing our Workload Analysis Report, you can see that our busiest hour of activity was between 9:00 AM and 10:00 AM. Five hundred twenty-five (525) calls for service were received during this time frame. The next busiest hour was between 3:00 PM and 4:00 PM when 466 calls for service were received. The ability to obtain this type of data is critical to effectively staff our patrol shifts.

While reviewing this report it is important to note that various factors can influence average response times. "Stacking" of calls where lower priority calls are held so that calls of a more urgent nature can be dispatched and responded to commonly occurs. "Cross dispatching" where an officer is dispatched out of district to a call will also increase response time. Low priority calls that are received during roll call/shift change negate an immediate response from patrol officers thus increasing response times.

As a matter of practice, we like to keep our average response time for all calls occurring inside the City under ten (10) minutes. As previously stated, there are certain incidents where that becomes impossible. However, our goal is realistic and as demonstrated by the April through June 2008 report was met. In an effort to assist the reader in reviewing the Workload Analysis Report the following is a list of some relevant interpretations for review.

### District 1 Totals

1,147	Calls for Service
5	minute average response time
24	minute average time to resolve call

### District 4 Totals

1,539	Calls for Service
5	minute average response time
27	minute average time to resolve call

### District 2 Totals

1,021	Calls for Service
5	minute average response time
24	minute average time to resolve call

### District 5 Totals

1,173	Calls for Service
5	minute average response time
22	minute average time to resolve call

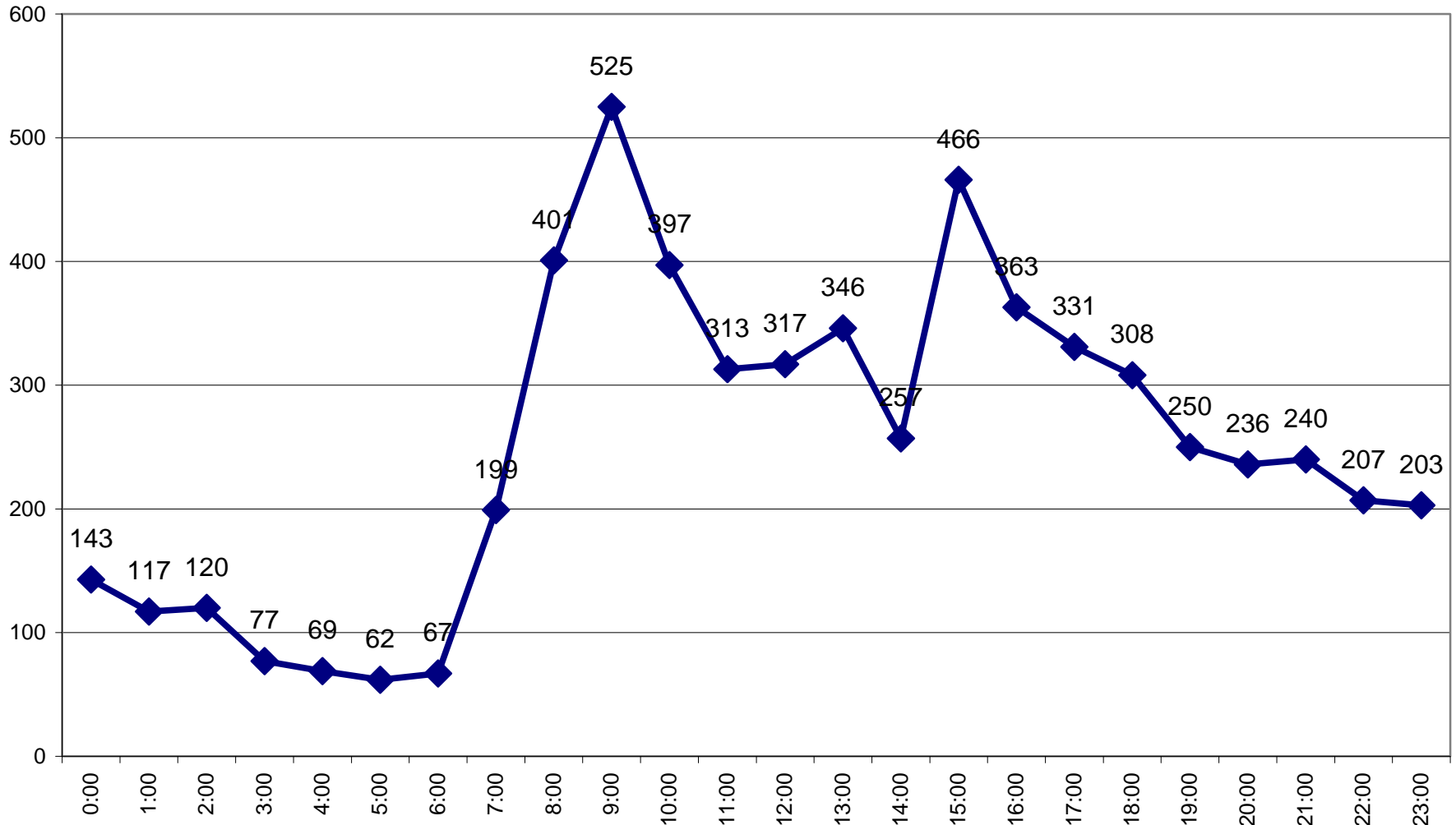
### District 3 Totals

1,134	Calls for Service
6	minute average response time
22	minute average time to resolve call

### Total Calls for Service

6,014	Calls for Service
5	minute average response time
24	minute average time to resolve call

# ***Calls for Service by Time of Day April - June 2008***



# WORKLOAD ANALYSIS REPORT

## January - June 2008

The January through June 2006 Workload Analysis reflects a total of 11,775 calls for service. This figure does not include traffic stops, foot patrols or courtesy cards initiated by officers or activity occurring in District 0 (calls outside city limits/mutual aid). The average response time for calls was five (5) minutes from the time the call was received by our communications technician until the first responding officer arrived on the scene. The average time to reach a disposition and clear the call was twenty-four (24) minutes.

The Workload Analysis also allows us to track activity levels by hour by day. We analyze this data to determine our staffing levels for patrol shifts. By reviewing our Workload Analysis Graph on the following page, you can see that our busiest hour of activity was between 9AM and 10AM. One thousand seventy-one (1,071) calls for service were received during this time frame. The next busiest hour was between 3PM and 4PM when 969 calls for service were received. The ability to obtain this type of data is critical to effectively staff our patrol shifts.

While reviewing this report it is important to note that various factors can influence average response times. "Stacking" of calls where lower priority calls are held so that calls of a more urgent nature can be dispatched and responded to commonly occur. "Cross dispatching" where an officer is dispatched out of district to a call will also increase response time. Low priority calls that are received during roll call/shift change negate an immediate response from patrol officers thus increasing response times.

As a matter of practice, we like to keep our average response time for all calls occurring inside the City under ten (10) minutes. As previously stated, there are certain incidents where that becomes impossible. However, our goal is realistic and as demonstrated by the January through June 2008 report, was met. The following is a break down of calls for service by district with the overall total calls, average response time and average time to resolve the call:

### District 1 Totals

2,281	Calls for Service
5	minute average response time
24	minute average time to resolve call

### District 4 Totals

2,966	Calls for Service
5	minute average response time
26	minute average time to resolve call

### District 2 Totals

2,157	Calls for Service
5	minute average response time
26	minute average time to resolve call

### District 5 Totals

2,289	Calls for Service
5	minute average response time
22	minute average time to resolve call

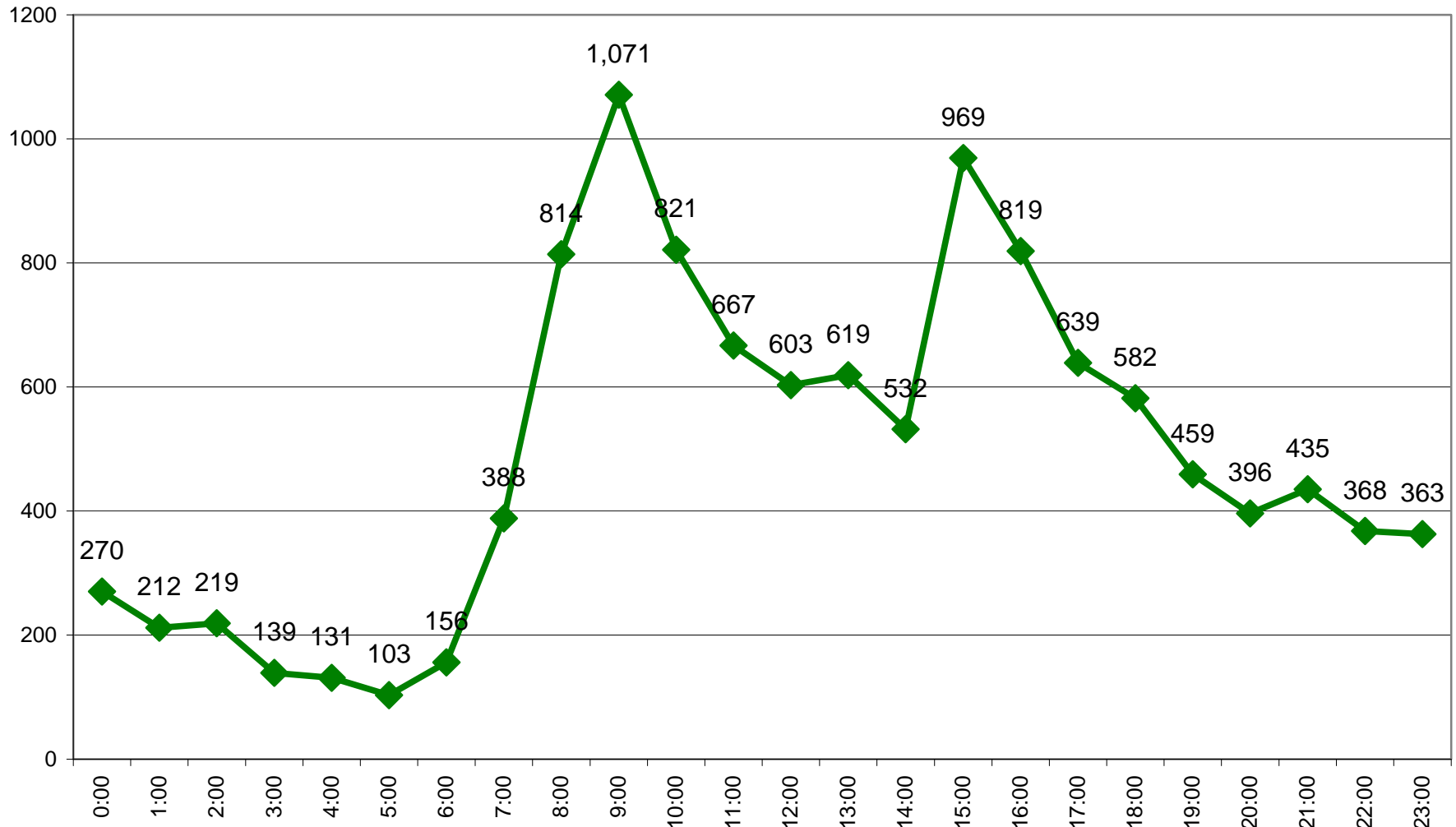
### District 3 Totals

2,082	Calls for Service
6	minute average response time
20	minute average time to resolve call

### Total Calls for Service

11,775	Calls for Service
5	minute average response time
24	minute average time to resolve call

# ***Calls for Service by Time of Day January - June 2008***



# DETECTIVE SECTION

## April –June 2008

### CASE MANAGEMENT SUMMARY

Category	April	May	June	2008 YTD
A. Cases for the Reporting Period:	145	136	127	774
B. New Cases Assigned for the Reporting Period:	35	13	31	146
C. Cases Assigned/Investigated by Patrol for the Reporting Period:	4	1	12	53
D. Cases Initially Inactivated for the Reporting Period:	21	9	8	75
E. Cases Active at the Start of the Reporting Period (Old Cases):	29	40	48	---
F. Cases Cleared for the Reporting Period:	24	7	28	136
1. Unfounded:	0	0	2	8
2. Inactive:	10	6	10	63
3. Cleared by Arrest/Charges Filed (Adult):	8	0	7	28
4. Cleared by Arrest/Charges Filed (Juvenile):	2	0	2	6
5. Exceptionally Cleared (Adult):	0	0	1	14
6. Exceptionally Cleared (Juvenile):	0	0	0	0
7. Administratively Closed:	4	1	6	17
G. Active Cases at the End of the Reporting Period:	40	46	51	---

Total successfully cleared cases year to date = 36%

### ORGANIZED CRIME AND VICE

Organized Crime and Vice	April	May	June	2008 YTD
Prostitution Cases for the Reporting Period:	0	0	0	0
Illegal Gambling Cases for the Reporting Period:	0	0	0	0
Illegal Use/Sale of Alcohol Cases/Charges for the Reporting Period:	6	5	3	28
Drug Related Cases/Charges for the Reporting Period:	10	3	4	34
Detective Bureau Initiated Drug Cases	3	0	0	6

### JUVENILE CASE REFERRAL FUNCTION

Category	April	May	June	2008 YTD
A. Juvenile Case Referrals forwarded to the Juvenile Function for the Reporting Period:	23	23	11	91
B. Juvenile Case Referrals Active at the Start of the Reporting Period (Old):	7	11	23	---
C. Juvenile Case Referrals Active at the End of the Reporting Period:	11	23	6	---
D. Juvenile Case Referral Dispositions:	19	11	28	94
1. Diversion/Office Level:	11	5	19	58
2. Juvenile Charges Filed:	2	2	4	15
3. No Further Action:	6	4	5	21
4. Referral to Other Agency:	0	0	0	0
5. Missing Persons/Runaways:	3	7	0	13

# COMMUNITY EDUCATION UNIT

April – June 2008

**Current concerns voiced by the community through civic association meetings, e-mail, phone calls, etc:**

15 via email

Over 100 inquiries and requests via telephone

The most common inquiries were;

1. Request for services, i.e., tours of the Dublin Justice Center, Speaker/Activity Requests.
2. General questions about law enforcement.

**Potential problems identified that have a bearing on law enforcement activities:**

Potential increase in juvenile seasonal complaints.

Increase in thefts from vehicles.

Traffic and security issues related to major special events.

**Recommended actions that address previously identified concerns and problems:**

Maintain presence in schools while actively addressing any related crime trends.

Utilize crime mapping and other intelligence to employ prevention and enforcement resources. Utilize multiple strategies and assets to target related problems.

**Progress made towards addressing previously identified concerns and problems:**

**(Also see progress on goals and objectives)**

Prevention and patrol efforts directed toward reducing the thefts.

Traffic enforcement efforts directed at targeted areas of concern.

All division sections have made positive progress on stated 2008 objectives.

**Community Relations and Crime Prevention Events:**

21 Speaker/Activity Requests completed

Distributed “Anti-Theft Stickers” to local hotels

Completed fingerprinting services for residents and corporate employees.

Delivered the “Street Safe” Program for juvenile traffic offenders.

Delivered the Safe Escape Program at the Dublin Community Recreation Center

Partnered with local business CoreTactix to present a Women’s Self Defense Program

Police display and distribution of safety materials at several community events.

**Neighborhood Watch Program:**

Several civic association meetings attended to share information on the program. On-going efforts continue with at least 2 developments to assist them with starting a watch.

**Operation KidPrint and Block Parent Programs:**

Promoted the Block Parent Program at local events.

Provided “Kid Facts Kits” at several community events and directly to residents.

**Speaker’s Bureau Commitments**

21 Speaker/Activity Requests completed

**Personal Defense Program:**

Promoted program at community events  
 Delivered customized programs to corporate residents

**Police Interns:**

Police Intern will begin in June – Criminal Justice student at Ohio University.

**Operation Gunlock:**

Gunlocks distributed at community events.

**D.A.R.E. and School Resource Officer Programs**

Both programs successfully delivered in the Dublin City Schools. Officer Brian Nimmo selected as a Community Education Officer and assigned to Dublin Scioto High School.  
 CEU Officers also delivered classes in their schools on topics such as; Bullying, Personal Safety, and 5<sup>th</sup> Amendment Rights.

## QUALITY OF SERVICE SURVEY

### April - June 2008

<b>WEB BASED QUALITY OF SERVICE SURVEY</b>							
<b>Question</b>	<b>Strongly Agree</b>	<b>Somewhat Agree</b>	<b>Agree</b>	<b>Somewhat Disagree</b>	<b>Strongly Disagree</b>	<b>Don't Know</b>	<b>N/A</b>
1. Any on-going investigation of your situation has been thoroughly and professionally handled.	9	0	2	1	0	4	0
2. Your situation was handled within a reasonable amount of time.	10	2	2	0	2	0	1
3. The level of service received met your expectations.	10	0	2	0	2	0	3
4. The services provided were responsive to your situation and helpful.	10	2	2	0	2	0	1
5. Your overall perception of the Dublin Division of Police is positive.	12	1	2	0	2	0	0
6. The efforts of the Dublin Police have made the city a safer place to live and work.	12	1	2	1	0	1	0
7. Neighborhood Watch and other crime prevention activities are important.	12	0	1	0	0	2	1
8. The Dublin Division of Police adequately publicizes the safety and crime prevention programs offered to the community.	8	4	2	0	0	2	1
<b>Total Sent</b>	<b>100</b>						
<b>Total Received</b>	<b>17</b>						
<b>Sample of Comments:</b>							
No comments							

<b>TRAFFIC STOP SURVEY</b>							
<b>Question</b>	<b>Strongly Agree</b>	<b>Somewhat Agree</b>	<b>Agree</b>	<b>Somewhat Disagree</b>	<b>Strongly Disagree</b>	<b>Don't Know</b>	<b>N/A</b>
1. The officer(s) were professional and courteous during the traffic stop.	4	0	1	0	0	0	0
2. The traffic stop was reasonable and it was clear why you were stopped.	4	0	0	1	0	0	0

<b>TRAFFIC STOP SURVEY (continued...)</b>							
<b>Question</b>	<b>Strongly Agree</b>	<b>Somewhat Agree</b>	<b>Agree</b>	<b>Somewhat Disagree</b>	<b>Strongly Disagree</b>	<b>Don't Know</b>	<b>N/A</b>
3. The officer(s) explained the reason for the stop and answered questions.	3	1	1	0	0	0	0
4. The officer(s) explained the citation and court/payment procedures.	4	0	1	0	0	0	0
5. The amount of time the traffic stop lasted was reasonable.	2	2	0	0	1	0	0
<b>Total Sent</b>	<b>100</b>						
<b>Total Received</b>	<b>5</b>						
<b>Sample of Comments:</b> No comments							

<b>CALLS FOR SERVICE SURVEY</b>							
<b>Question</b>	<b>Strongly Agree</b>	<b>Somewhat Agree</b>	<b>Agree</b>	<b>Somewhat Disagree</b>	<b>Strongly Disagree</b>	<b>Don't Know</b>	<b>N/A</b>
1. Any on-going investigation of your situation has been thoroughly and professionally handled.	10	0	0	0	0	1	3
2. Your situation was handled within a reasonable amount of time.	13	0	1	0	0	0	0
3. The level of service received met your expectations.	12	1	1	0	0	0	0
4. The services provided were responsive to your situation and helpful.	12	1	1	0	0	0	0
5. Your overall perception of the Dublin Division of Police is positive.	13	0	1	0	0	0	0
6. The efforts of the Dublin Police have made the city a safer place to live and work.	10	0	1	0	0	2	1
7. Neighborhood Watch and other crime prevention activities are important.	9	0	2	0	0	2	1
8. The Dublin Division of Police adequately publicizes the safety and crime prevention programs offered to the community.	5	2	3	0	0	3	1
<b>Total Received</b>	<b>14</b>						
<b>Sample of Comments:</b>							
<ul style="list-style-type: none"> <li>•“The Dublin police department staffs the most professional and caring police officers I’ve ever meet they are always willing to help and keep our city free of crime, they are the best.”</li> <li>•“Thank you for watching my home when we were out of town. Thank you for checking our home when a security alarm went off while we were away. Thank you for driving by ours and neighbors homes everyday and night. Thank you for keeping us safe.”</li> <li>•“Your police officer and your squad persons were extremely professional and all of them worked together as a team to help me regain consciousness and to the hospital.”</li> <li>•“Best police force anywhere!”</li> <li>•“I have had a pleasant experience when my daughter had an accident on Tara Hill dr. Officer was great I did not respond very well.”</li> <li>•“I was stopped by an officer today shortly after Noon... I just want to say that the officer was very courteous, professional and polite. Keep up the great work!”</li> <li>•“Great job, very helpful. Keep up the good work.”</li> </ul>							

**CALLS FOR SERVICE SUMMARY**  
**APRIL 1 - JUNE 30, 2008**

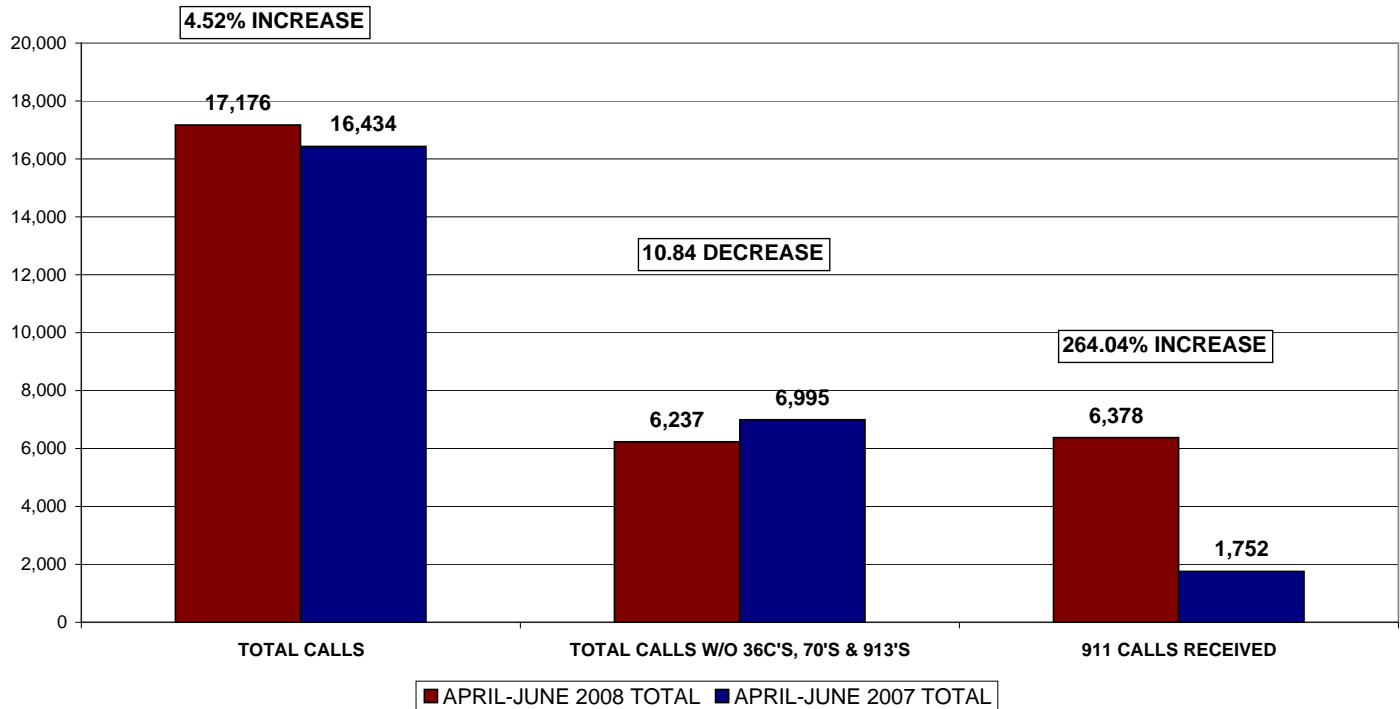
CODE# & DESCRIPTION	DISTRICTS					DISTRICT 0 MUTUAL AID OUTSIDE CITY	APRIL-JUNE 2008 TOTAL	2008 TOTAL	APRIL-JUNE 2007 TOTAL	2007 TOTAL
	001	002	003	004	005					
2-ACCIDENT	32	40	21	48	69	4	214	469	199	476
2A-HIT SKIP	12	13	5	14	8	1	53	104	48	106
2P-ACCIDENT PRIV PROP	11	9	5	23	2	0	50	120	59	109
4-ACCIDENT INJURY	16	9	4	21	18	3	71	142	60	117
4A-HIT SKIP INJURY	1	0	0	0	1	0	2	3	0	2
4P-ACCIDENT PRIV PROP INJURY	0	0	0	1	1	0	2	2	1	2
4F-ACCIDENT FATAL	1	0	0	0	0	0	1	4	1	2
8-ASSAULT	6	1	3	4	1	0	15	38	18	32
8A-MENACING THREATS	2	2	6	7	3	0	20	32	19	47
8B-TELEPHONE HARASSMENT	6	3	5	12	6	0	32	60	31	69
10-ASSIST OTHER UNIT	8	10	6	6	12	49	91	175	109	188
12-BURGLARY	10	10	6	6	2	0	34	64	45	93
12AL-BURGLAR ALARM	131	137	144	129	119	0	660	1,296	658	1,285
12B-OPEN DOOR	7	11	6	8	3	0	35	87	94	177
13-MISC CALL	22	25	29	80	26	3	185	334	144	300
13T-PRISONER TRANSPORT	0	0	0	1	0	7	8	22	15	26
14-FRAUD/BAD CHECK	6	7	10	15	3	0	41	78	58	114
15-WARRANT SERVICE	4	1	1	8	1	25	40	103	49	116
16-DOA	0	0	1	0	1	0	2	10	4	5
16A-DEAD ANIMAL	2	3	2	2	9	0	18	22	23	38
18-DOG BITE	0	0	0	2	3	0	5	6	5	7
18A-ANIMAL COMPLAINT	7	10	32	30	11	1	91	144	85	140
18B-BARKING DOG	6	4	4	7	0	0	21	36	26	36
20-DOMESTIC	7	6	17	16	11	0	57	133	36	76
22-DROWNING	0	0	0	0	0	0	0	0	1	1
24-INTOXICATED PERSON	1	2	9	6	2	0	20	26	28	50
24A-OMVI	16	34	9	15	32	35	141	258	134	268
26-FIGHT	1	6	1	3	1	0	12	24	12	21
28-FIRE RUN	5	2	2	2	1	0	12	27	18	37
29-EMS RUN	2	4	2	8	1	0	17	40	13	30
30-VICE COMPLAINT	0	0	0	0	0	0	0	0	0	1
34-JUVENILE COMPLAINT	16	16	22	51	6	1	112	186	142	218
36-THEFT	79	45	30	43	23	1	221	391	319	523
36B-FOUND PROPERTY	10	9	7	44	9	4	83	134	93	143
36C-COURTESY CARD	1,874	1,162	223	814	476	4	4,553	7,262	2,206	3,863
38-MISSING PERSON	6	1	4	9	3	0	23	35	17	29
38A-MISSING PERSON RETURNED	6	0	0	9	1	0	16	21	4	7
40-PERSON WITH GUN	2	1	1	1	0	1	6	9	5	8
40A-PERSON WITH KNIFE	0	1	0	0	0	0	1	2	0	2
42-UNKNOWN CIRCUMSTANCES	4	2	0	2	3	0	11	16	3	12
42A-911 HANG UP	78	60	44	62	39	3	286	560	281	519
46-PROWLER	1	2	2	2	0	0	7	11	1	7
48-RAPE	2	1	0	3	1	2	9	13	3	8
48B-SEX OFFENSE	2	0	2	2	2	0	8	12	4	4
50-ROBBERY	1	0	0	3	0	0	4	5	6	8
50AL-ROBBERY ALARM	10	10	10	13	4	0	47	101	40	97
52A-SHOTS FIRED	1	1	2	1	1	0	6	10	5	6
56-STOLEN VEHICLE	5	2	1	1	1	1	11	21	11	23
56B-RECOVERED STOLEN VEHICLE	0	0	0	2	0	2	4	12	7	11
58-SUICIDE	0	0	0	0	0	0	0	0	0	1
58A-SUICIDE ATTEMPT	4	4	1	3	7	1	20	40	13	28
60A-SUSP VEHICLE	22	27	12	26	17	0	104	239	171	303
60-SUSPICIOUS PERSON	68	73	69	107	44	1	362	612	410	727
61-HOUSE CHECK	197	134	311	288	249	0	1,179	2,550	1,460	3,071
61A-EXTRA PATROL	30	10	35	33	19	0	127	222	138	229
62-TRAFFIC DETAIL	4	5	1	3	3	2	18	40	27	45
64-VANDALISM	15	19	25	36	8	0	103	202	151	216
70-TRAFFIC VIOLATOR	966	744	185	457	724	119	3,195	5,711	2,624	5,670
72-SPEEDER/RECKLESS DRIVER	13	38	26	40	76	56	249	422	229	392
74-DISABLED/MOTORIST ASSIST	70	60	17	35	162	12	356	835	449	899
76-VEH BLOCKING	18	33	13	27	20	4	115	242	104	251
76A-PARKING COMPLAINT	28	9	66	38	5	0	146	237	155	263
78-LOCKOUT	69	36	23	76	34	0	238	453	241	491
80-ROADWAY OBSTRUCTION	17	16	9	19	32	1	94	156	77	141
90-DISTURBANCE 2 UNITS	26	28	34	31	27	1	147	270	182	307

**CALLS FOR SERVICE SUMMARY**  
**APRIL 1 - JUNE 30, 2008**

CODE# & DESCRIPTION	DISTRICTS					DISTRICT 0 MUTUAL AID OUTSIDE CITY	APRIL-JUNE 2008 TOTAL	2008 TOTAL	APRIL-JUNE 2007 TOTAL	2007 TOTAL
	001	002	003	004	005					
90A-DISTURBANCE 1 UNIT	20	18	33	38	22	0	131	220	215	309
913-FOOT PATROL	810	669	84	1,294	299	35	3,191	6,458	4,609	8,929
96-MENTAL	0	1	3	6	3	0	13	19	13	26
100-BOMB THREAT	0	0	0	0	0	0	0	0	3	8
102-NARCOTICS	1	10	1	11	5	2	30	56	23	40
<b>TOTAL CALLS</b>	4,797	3,596	1,626	4,104	2,672	381	17,176	31,644	16,434	31,805
<b>TOTAL CALLS W/O 36C'S, 70'S &amp; 913'S</b>	1,147	1,021	1,134	1,539	1,173	223	6,237	12,213	6,995	13,343
<b>911 CALLS RECEIVED</b>							6,378	11,903	1,752	3,419

\*Note: Started taking wireless calls 3rd week of September 2007

**CALLS FOR SERVICE**  
**APRIL 1, 2008 - JUNE 30, 2008**



**CALLS FOR SERVICE BY SHIFT BY DAY OF WEEK**

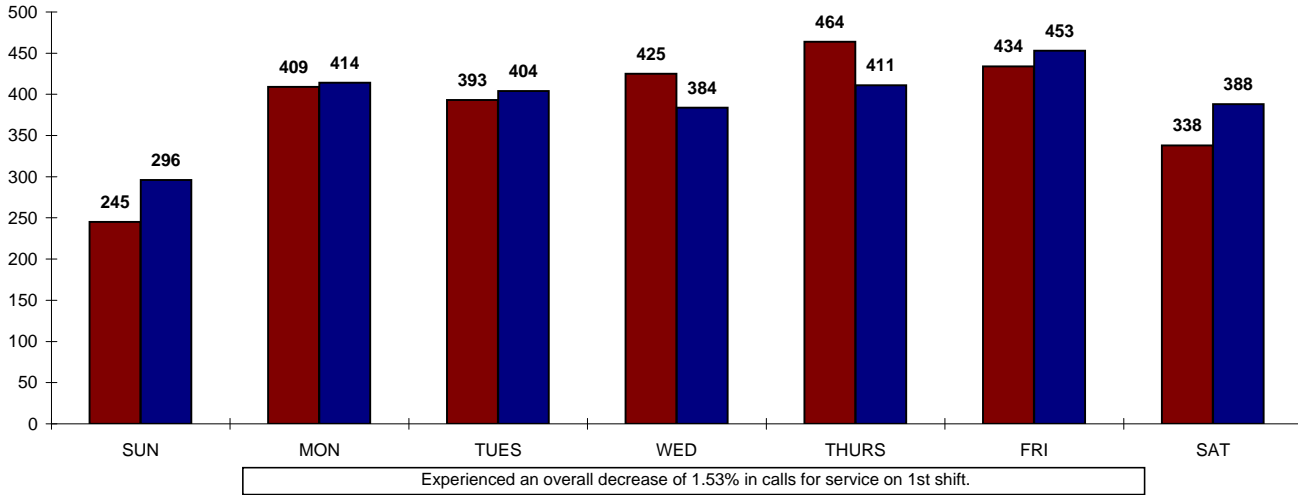
APRIL - JUNE 2008 TOTALS							
SHIFTS	SUN	MON	TUES	WED	THURS	FRI	SAT
1ST	245	409	393	425	464	434	338
2ND	303	369	344	351	368	364	318
3RD	152	113	98	107	123	127	169

APRIL - JUNE 2007 TOTALS							
SHIFTS	SUN	MON	TUES	WED	THURS	FRI	SAT
1ST	296	414	404	384	411	453	388
2ND	367	421	441	426	419	471	481
3RD	169	129	117	138	108	156	174

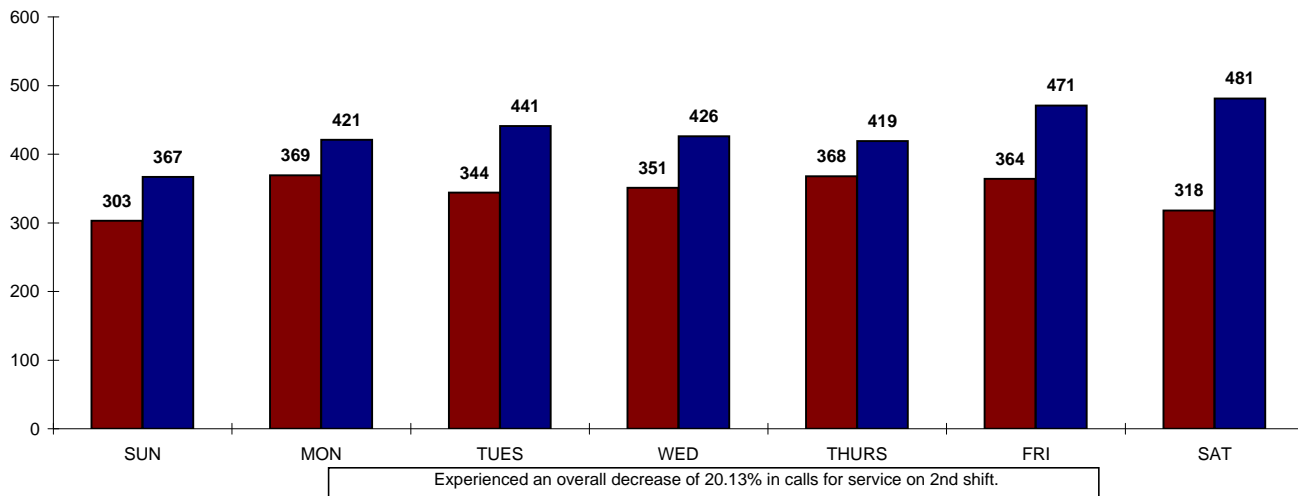
In analyzing our calls for service activity levels for the months of April - June 2008 you will note increases/decreases in some cases. The chart below indicates the percentage of increase or decrease (-) experienced by shift by day of the week. **Note: These figures do not include traffic stops, foot patrols, courtesy cards or calls in District 0.**

PERCENTAGE INCREASES AND DECREASES FOR APRIL - JUNE 2008 VS. 2007 TOTALS							
SHIFTS	SUN	MON	TUES	WED	THURS	FRI	SAT
1ST	-17%	-1%	-3%	11%	13%	-4%	-13%
2ND	-17%	-12%	-22%	-18%	-12%	-23%	-34%
3RD	-10%	-12%	-16%	-22%	14%	-19%	-3%

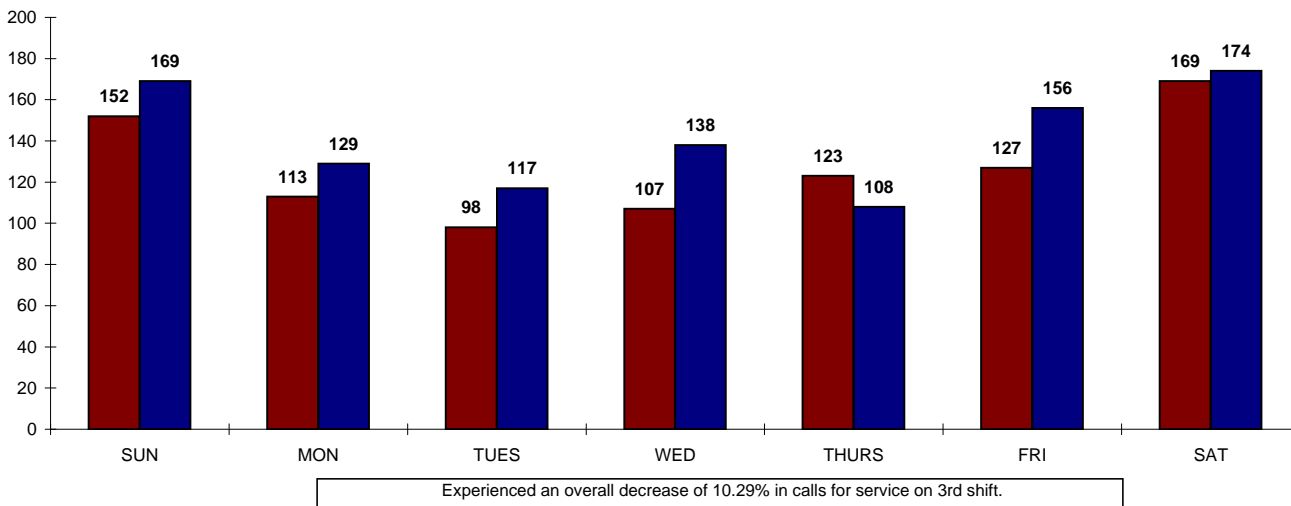
**CALLS FOR SERVICE - FIRST SHIFT**  
**APRIL 1, 2008 - JUNE 30, 2008**



**CALLS FOR SERVICE - SECOND SHIFT**  
**APRIL 1, 2008 - JUNE 30, 2008**



**CALLS FOR SERVICE - THIRD SHIFT**  
**APRIL 1, 2008 - JUNE 30, 2008**





## CALLS FOR SERVICE SUMMARY

JANUARY 1 - JUNE 30, 2008

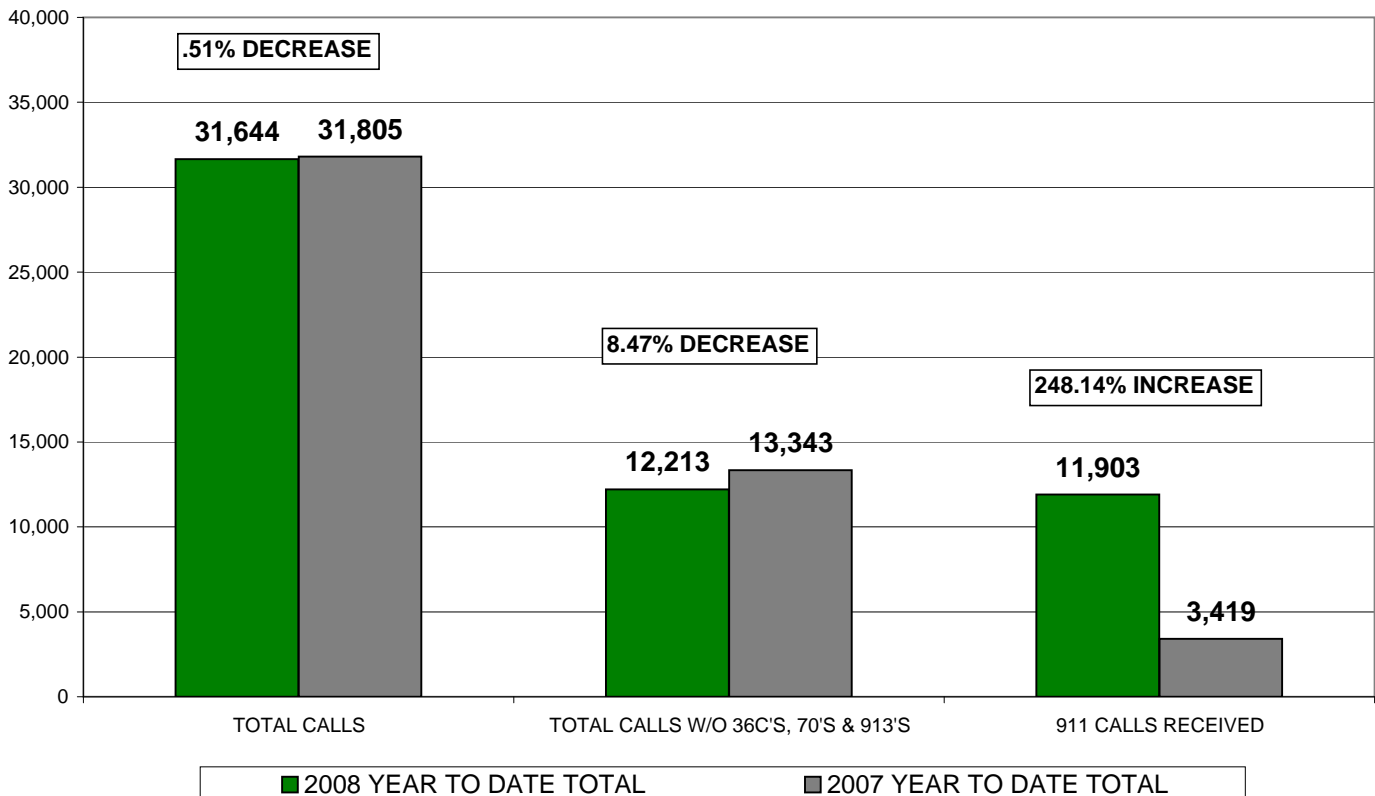
TYPE OF CALL	DISTRICTS					DISTRICT 0	2008 YEAR TO DATE TOTAL	vs.	2007 YEAR TO DATE TOTAL
	1	2	3	4	5	Mutual Aid Outside City			
2-ACCIDENT	90	92	37	88	148	14	469		476
2A-HIT SKIP	25	24	8	31	15	1	104		106
2P-ACCIDENT PRIV PROP	32	25	6	48	9	0	120		109
4-ACCIDENT INJURY	35	27	7	36	32	5	142		117
4A-HIT SKIP INJURY	2	0	0	0	1	0	3		2
4P-ACCIDENT PRIV PROP INJURY	0	0	0	1	1	0	2		2
4F-ACCIDENT FATAL	1	1	0	1	1	0	4		2
8-ASSAULT	16	5	9	7	1	0	38		32
8A-MENACING THREATS	3	5	6	13	5	0	32		47
8B-TELEPHONE HARASSMENT	9	7	12	21	11	0	60		69
10-ASSIST OTHER UNIT	19	24	12	14	23	83	175		188
12-BURGLARY	13	23	8	11	9	0	64		93
12AL-BURGLAR ALARM	256	299	285	243	212	1	1,296		1,285
12B-OPEN DOOR	11	28	10	30	8	0	87		177
13-MISC CALL	43	43	46	151	40	11	334		300
13T-PRISONER TRANSPORT	0	0	0	4	0	18	22		26
14-FRAUD/BAD CHECK	19	12	14	28	5	0	78		114
15-WARRANT SERVICE	5	10	2	25	4	57	103		116
16-DOA	1	0	2	3	3	1	10		5
16A-DEAD ANIMAL	3	3	3	3	10	0	22		38
18-DOG BITE	0	0	0	3	3	0	6		7
18A-ANIMAL COMPLAINT	12	17	49	43	22	1	144		140
18B-BARKING DOG	9	8	7	10	2	0	36		36
20-DOMESTIC	18	14	36	42	22	1	133		76
22-DROWNING	0	0	0	0	0	0	0		1
24-INTOXICATED PERSON	3	4	9	8	2	0	26		50
24A-OMVI	37	60	15	23	58	65	258		268
26-FIGHT	3	10	2	6	3	0	24		21
28-FIRE RUN	8	6	2	7	4	0	27		37
29-EMS RUN	6	8	3	14	8	1	40		30
30-VICE COMPLAINT	0	0	0	0	0	0	0		1
34-JUVENILE COMPLAINT	29	25	29	91	10	2	186		218
36-THEFT	115	99	48	84	44	1	391		523
36B-FOUND PROPERTY	20	14	15	66	15	4	134		143
36C-COURTESY CARD	2,718	1,893	421	1,443	783	4	7,262		3,863
38-MISSING PERSON	8	2	6	14	5	0	35		29
38A-MISSING PERSON RETURNED	7	1	0	12	1	0	21		7
40-PERSON WITH GUN	3	1	1	3	0	1	9		8
40A-PERSON WITH KNIFE	0	1	1	0	0	0	2		2
42-UNKNOWN CIRCUMSTANCES	6	3	2	2	3	0	16		12
42A-911 HANG UP	162	117	74	123	80	4	560		519
46-PROWLER	1	3	3	3	0	1	11		7
48-RAPE	4	1	1	4	1	2	13		8
48B-SEX OFFENSE	2	1	2	4	3	0	12		4
50-ROBBERY	1	0	0	4	0	0	5		8
50AL-ROBBERY ALARM	21	26	24	18	12	0	101		97
52A-SHOTS FIRED	3	1	2	3	1	0	10		6
56-STOLEN VEHICLE	7	4	1	5	2	2	21		23
56B-RECOVERED STOLEN VEHICLE	1	3	0	2	1	5	12		11
58-SUICIDE	0	0	0	0	0	0	0		1
58A-SUICIDE ATTEMPT	8	8	4	8	10	2	40		28
60A-SUSP VEHICLE	53	67	24	56	38	1	239		303
60-SUSPICIOUS PERSON	120	125	108	191	66	2	612		727
61-HOUSE CHECK	434	289	733	573	521	0	2,550		3,071
61A-EXTRA PATROL	53	25	49	66	29	0	222		229
62-TRAFFIC DETAIL	11	5	3	7	11	3	40		45

**CALLS FOR SERVICE SUMMARY**  
**JANUARY 1 - JUNE 30, 2008**

TYPE OF CALL	DISTRICTS					DISTRICT 0 Mutual Aid Outside City	2008 YEAR TO DATE TOTAL	vs.	2007 YEAR TO DATE TOTAL
	1	2	3	4	5				
64-VANDALISM	22	44	39	79	18	0	202		216
70-TRAFFIC VIOLATOR	1,645	1,228	304	863	1,466	205	5,711		5,670
72-SPEEDER/RECKLESS DRIVER	21	71	36	61	134	99	422		392
74-DISABLED/MOTORIST ASSIST	164	145	48	84	362	32	835		899
76-VEH BLOCKING	47	69	21	57	42	6	242		251
76A-PARKING COMPLAINT	47	29	67	77	16	1	237		263
78-LOCKOUT	121	83	34	153	62	0	453		491
80-ROADWAY OBSTRUCTION	26	30	14	30	54	2	156		141
90-DISTURBANCE 2 UNITS	43	56	52	69	47	3	270		307
90A-DISTURBANCE 1 UNIT	35	40	43	71	29	2	220		309
913-FOOT PATROL	1,593	1,359	195	2,697	546	68	6,458		8,929
96-MENTAL	0	1	5	9	4	0	19		26
100-BOMB THREAT	0	0	0	0	0	0	0		8
102-NARCOTICS	7	13	3	23	6	4	56		40
<b>TOTAL CALLS</b>	<b>8,237</b>	<b>6,637</b>	<b>3,002</b>	<b>7,969</b>	<b>5,084</b>	<b>715</b>	<b>31,644</b>		<b>31,805</b>
<b>TOTAL CALLS W/O 36C'S, 70'S &amp; 913'S</b>	<b>2,281</b>	<b>2,157</b>	<b>2,082</b>	<b>2,966</b>	<b>2,289</b>	<b>438</b>	<b>12,213</b>		<b>13,343</b>
<b>911 CALLS RECEIVED</b>							<b>11,903</b>		<b>3,419</b>

\*Note: Started taking wireless calls 3rd week of September 2007

**CALLS FOR SERVICE**  
**JANUARY 1, 2008 - JUNE 30, 2008**



**CALLS FOR SERVICE BY SHIFT BY DAY OF WEEK**

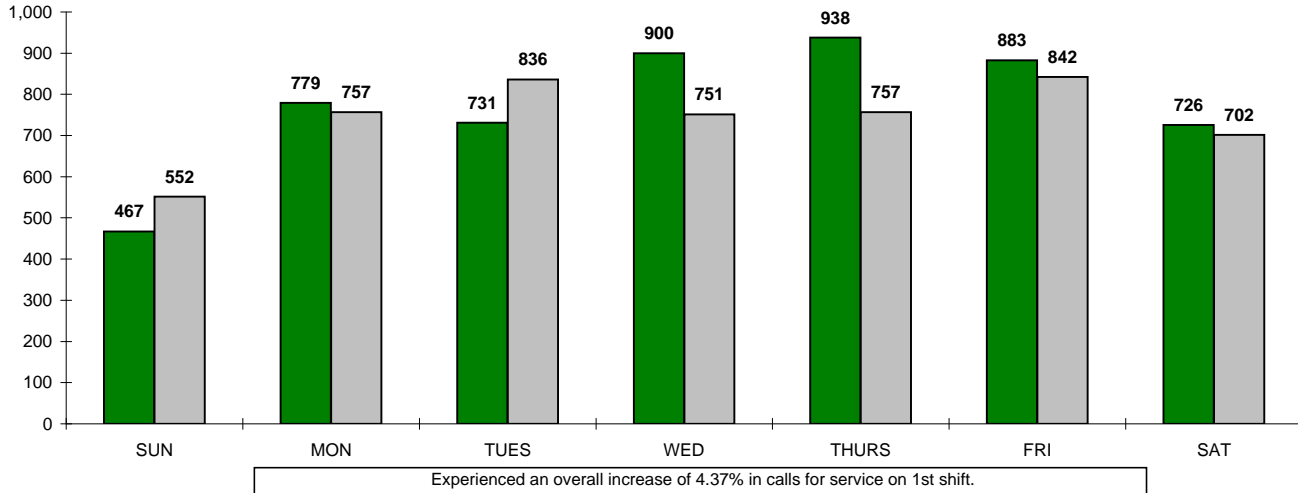
JANUARY - JUNE 2008 TOTALS							
SHIFTS	SUN	MON	TUES	WED	THURS	FRI	SAT
1ST	467	779	731	900	938	883	726
2ND	601	678	644	698	707	726	654
3RD	270	194	190	216	225	239	309

JANUARY - JUNE 2007 TOTALS							
SHIFTS	SUN	MON	TUES	WED	THURS	FRI	SAT
1ST	552	757	836	751	757	842	702
2ND	699	815	847	840	782	892	956
3RD	309	255	234	241	232	278	328

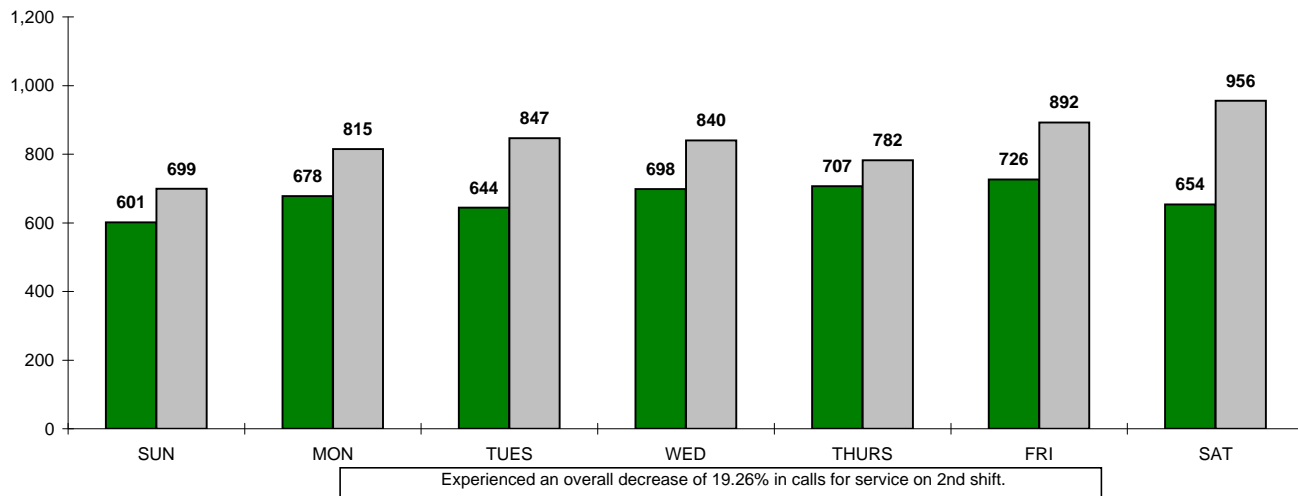
Note: In analyzing our calls for service activity levels for the months of January - June 2008 you will note increases/decreases in some cases. The chart below indicates the percentage of increase or decrease (-) experienced by shift by day of the week. **Note: These figures do not include traffic stops, foot patrols, courtesy cards or calls in District 0**

PERCENTAGE INCREASES AND DECREASES FOR JANUARY - JUNE 2008 VS. 2007 TOTALS							
SHIFTS	SUN	MON	TUES	WED	THURS	FRI	SAT
1ST	-15%	3%	-13%	20%	24%	5%	3%
2ND	-14%	-17%	-24%	-17%	-10%	-19%	-32%
3RD	-13%	-24%	-19%	-10%	-3%	-14%	-6%

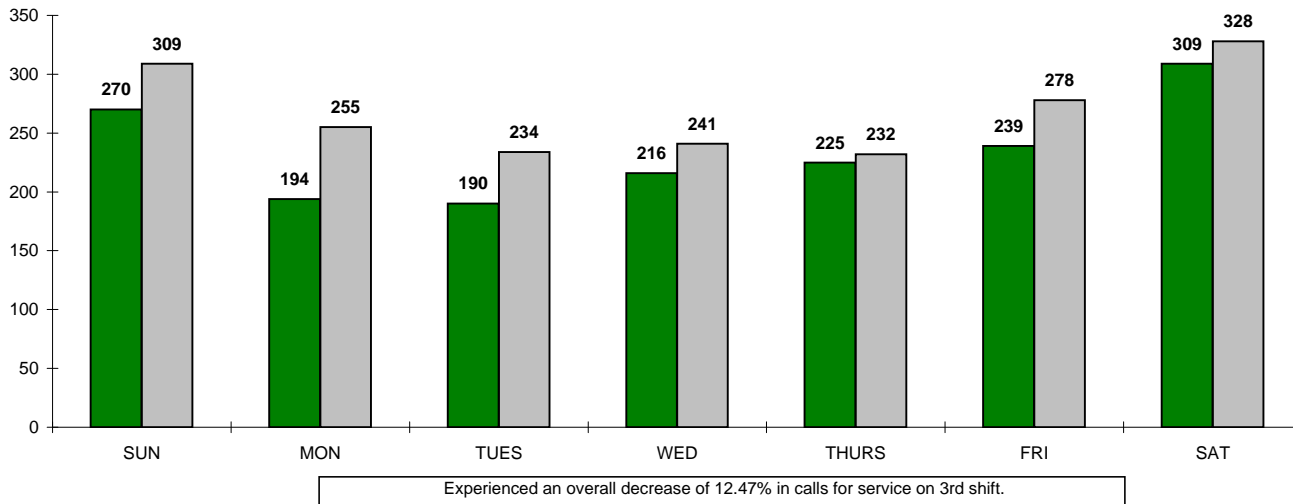
**CALLS FOR SERVICE - FIRST SHIFT**  
**JANUARY 1, 2008 - JUNE 30, 2008**



**CALLS FOR SERVICE - SECOND SHIFT**  
**JANUARY 1, 2008 - JUNE 30, 2008**



**CALLS FOR SERVICE - THIRD SHIFT**  
**JANUARY 1, 2008 - JUNE 30, 2008**



## OFFENSE REPORT SUMMARY

PART I	DEPARTMENT CLASSIFICATION	APRIL-JUNE 2008 TOTAL	2008 TOTAL	VS.	APRIL-JUNE 2007 TOTAL	2007 TOTAL
	AGG ASSAULT/AGG VEH ASSAULT	0	1		0	0
	AGG ROBBERY	0	0		1	2
	ARSON	0	0		1	1
	ATT BREAKING & ENTERING	0	1		1	0
	ATT BURGLARY/ATT AGG BURGLARY	0	0		0	1
	ATT RAPE	0	0		0	1
	ATT ROBBERY	0	0		1	2
	ATT THEFT	1	4		0	0
	AUTO THEFT	1	9		6	11
	B & E	14	33		9	23
	BURGLARY	6	16		20	43
	DEFRAUDING A LIVERY	0	0		0	1
	FELONIOUS ASSAULT	2	2		2	2
	RAPE	2	3		2	4
	ROBBERY	2	3		4	4
	THEFT/LARCENY	169	297		148	254
	<b>TOTAL</b>	<b>197</b>	<b>369</b>		<b>195</b>	<b>349</b>

PART II	DEPARTMENT CLASSIFICATION	APRIL-JUNE 2008 TOTAL	2008 TOTAL	VS.	APRIL-JUNE 2007 TOTAL	2007 TOTAL
	ABDUCTION	0	0		1	1
	AGG MENACING	4	7		4	6
	ASSAULT (SIMPLE)	8	24		12	24
	BOMB THREAT	0	0		2	5
	CHILD ENDANGERING	2	3		1	3
	CONT. SUBST. FOR HUMAN CONSUMPTION	0	0		1	1
	COUNTERFEITING	1	1		0	1
	CRIMINAL DAMAGING	20	35		21	32
	CRIMINAL MISCHIEF	12	15		7	10
	CRIMINAL TRESPASSING	1	1		1	2
	DOC	7	11		3	4
	DOC/FIGHTING	7	15		2	4
	DOC/INTOX	0	2		4	4
	DOMESTIC VIOLENCE/ASSAULT	16	40		9	17
	DOMESTIC VIOLENCE/MENACING	5	14		1	2
	DRUG ABUSE	13	25		14	21
	DRUG PARAPHERNALIA (GENERAL)	5	9		1	4
	EMBEZZLEMENT	0	0		1	1
	EXTORTION	0	0		1	1
	FALSIFICATION	0	0		2	3
	FORGERY	2	7		10	17
	FRAUD	2	3		2	3
	GSI	1	3		2	2
	IDENTITY THEFT (in jurisdiction)	2	5		1	2
	INDECENT EXPOSURE/PUBLIC INDECENCY	0	1			0
	INDUCING PANIC	0	0		2	5
	LIQUOR LAWS	1	1		3	3
	MENACING	4	6		1	2
	MINOR CONSUMPTION	11	18		8	13
	MINOR POSSESSION	1	3		1	2
	MISUSE CREDIT CARD	4	4		1	2
	OBSTRUCTING JUSTICE	1	2		0	1
	OPEN CONTAINER	2	2		0	1
	PASSING BAD CHECKS	3	3		1	3
	POSSESSION OF DRUGS -not marijuana	3	7		1	1
	RESISTING ARREST	0	0			1
	RSP	3	4		2	3

PART II	DEPARTMENT CLASSIFICATION	APRIL-JUNE	2008	VS.	APRIL-JUNE	2007
		2008 TOTAL	TOTAL		2007 TOTAL	TOTAL
	SEX OFFENSES	5	7		2	4
	STALKING/MENACING BY STALKING	1	4		0	1
	TELEPHONE HARASSMENT/HARASSING CALL	7	18		5	18
	TRAFFICKING	4	4		1	1
	VANDALISM	8	15		6	10
	VOYEURISM	1	1		0	0
	WEAPONS/CCW	2	8		3	5
	<b>TOTAL</b>	<b>169</b>	<b>328</b>		<b>140</b>	<b>246</b>

OTHER	DEPARTMENT CLASSIFICATION	APRIL-JUNE	2008	VS.	APRIL-JUNE	2007
		2008 TOTAL	TOTAL		2007 TOTAL	TOTAL
	ALL OTHER OFFENSES	1	1		1	1
	ANIMAL AT LARGE	1	1		3	3
	ANIMAL BITE	3	4		0	1
	C.I. CONTINUING INVESTIGATION	0	3		1	1
	CPO/TPO VIOLATION	2	4		2	6
	CRUELTY TO ANIMALS	1	1		1	1
	CURFEW	2	5		9	17
	DOA	2	9		3	4
	DOMESTIC DISPUTE/INCIDENT ONLY	10	21		5	13
	FALSE ALARMS	0	1		0	0
	FIRE	0	0		1	1
	IDENTITY THEFT (not in jurisdictn)	8	14		2	12
	INCIDENT	31	58		41	65
	MISSING PERSON	13	20		1	3
	RUNAWAY (18 YOA OR YOUNGER)	1	2		1	2
	SCAVENGING PROHIBITED	1	1		0	0
	SOLICITOR W/O PERMIT	0	0		2	2
	SUICIDE	0	0		0	1
	SUICIDE ATTEMPT	15	28		7	17
	TAMPERING W/RECORDS	1	1		0	0
	TOBACCO LAW	3	5		3	4
	TRUANCY	0	0		0	1
	UNAUTHORIZED USE OF MOTOR VEHICLE	0	0		1	2
	VEHICULAR HOMICIDE	0	0		1	1
	OTHER OFFENSE	0	0		1	1
	<b>TOTAL</b>	<b>95</b>	<b>179</b>		<b>86</b>	<b>159</b>

<b>TOTAL OFFENSES</b>	<b>461</b>	<b>876</b>	<b>421</b>	<b>754</b>
-----------------------	------------	------------	------------	------------

## TRAFFIC ENFORCEMENT SUMMARY

### TRAFFIC CITATIONS - MUNICIPAL CODE

TYPE OF CITATION & SECTION#	APRIL-JUNE 2008 TOTAL	2008 TOTAL	VS.	APRIL-JUNE 2007 TOTAL	2007 TOTAL
70.02A COMPLIANCE/LAWFUL ORDER	1	1		0	2
70.09 FALSE INFO TO POLICE	0	0		1	1
70.23 TRAFFIC CONTROL DEVICE	123	189		87	174
70.25C1 TRAFFIC CONTROL LIGHT	5	5		1	1
70.28 FLASHING TRAFFIC SIGNAL	0	0		0	1
70.32 STOP SIGNS	1	4		0	0
71.01 NO OL-RESTRICT VIOL.	6	8		0	1
71.01C NO OL < 6 MOS.	1	1		0	1
71.01C1 NO OPS - 12 PT SUSPENSION	1	1		0	0
71.02 POSS OF MULT. OL	0	0		1	1
71.03 TEMPORARY LICENSE	2	5		1	2
71.04 FICTICIOUS LICENSE	1	3		1	2
71.05 ALLOW UNAUTH. PERSON	1	1		0	1
71.06 DISPLAY OF LICENSE	1	1		0	0
71.07 DUS (A1)	5	5		0	0
71.09 DISPLAY OF PLATES	5	8		3	6
71.09C FAIL TO REG. VEH.	0	0		2	2
71.09F EXP VALIDATION	82	156		60	145
71.09G DISPLAY PLATES OF ANOTHER VH	0	0		1	1
71.10 OBSTRUCTED PLATES	0	0		0	1
71.11 ILLEGAL PLATES	15	21		7	15
71.18 DUS: NON-COMPLIANCE	20	37		22	57
71.19 NO OPS	92	163		104	199
71.20A DUS (DUI)	1	1		2	4
71.21A FRA M1	23	47		29	52
71.22 FAILURE TO REINSTATE OL	5	13		6	14
72.001A DRIVE ON RIGHT HALF ROADWY	0	0		1	1
72.007 HAZARDOUS/NO PASSING ZONES	0	0		2	2
72.008 ONE WAY STREETS	0	0		0	1
72.009 MARKED LANES	37	53		26	52
72.010 FOLLOWING TOO CLOSELY	1	4		0	2
72.011 DRIVING ON DIVIDED ROADWAYS	1	3		0	0
72.012 ILL TURN @ INTERSEC. M/M4	3	5		0	0
72.014 PROHIBITED U-TURN	11	18		17	22
72.015 STARTING & BACKING VEH	2	10		3	7
72.016 TURN & STOP SIGNALS	15	36		18	26
72.020 STOPPING FOR SCHOOL BUS	0	1		0	0
72.030 FAIL TO YIELD	0	0		1	3
72.031 RIGHT OF WAY/LEFT	24	41		16	29
72.032 STOP AND YIELD SIGNS	21	23		18	29
72.034 RIGHT OF WAY/PUBLIC SAFETY	0	1		0	0
72.035 RIGHT OF WAY/ROADWAY	4	13		4	7
72.035A FAIL TO YIELD	1	2		3	4
72.050 OBSTRUCT/INTERFERE DRIVER	0	1		0	0
72.057A OBSTRUCTING INTERSECTION	0	0		1	3
72.058 FAIL TO CONTROL	25	84		36	72
72.058 FULL TIME & ATTENTION	10	12		2	4
72.060 SQUEALING TIRES/PEALING	0	1		2	2
72.061 DRIVING SIDEWALK/LAWN	2	2		1	4
72.062 LITTERING FROM M.V.	0	0		1	1
72.075A FAIL TO YIELD TO PEDESTRIAN	2	2		0	0
73.01 PHYSICAL CONTROL	4	4		0	0
73.01A1 OVI (FORMERLY OMVI)	40	76		31	70
73.01A2 OMVI PER SE	2	2		9	13
73.01A2B OVI - REFUSAL	2	2		3	3
73.01A4 OVI PER SE (OMVI PER SE)	1	1		7	8

## TRAFFIC ENFORCEMENT SUMMARY

### TRAFFIC CITATIONS - MUNICIPAL CODE

TYPE OF CITATION & SECTION#	APRIL-JUNE 2008 TOTAL	2008 TOTAL	VS.	APRIL-JUNE 2007 TOTAL	2007 TOTAL
73.01AH OVI .17% >	1	1		2	3
73.01B2 OMVUAC	0	0		1	1
73.02A RECKLESS OPERATION	2	3		2	5
73.02B RECKLESS OPERATION-PRIV PROP	0	0		0	1
73.15 SPEED/ACDA	1,220	2,242		1,151	2,548
73.16 SLOW SPEED	0	1		2	2
73.30 STOPPING AFTER ACCIDENT	5	10		2	7
73.31 STOPPING AFTER INJURY ACCID	5	6		1	5
74.01 UNSAFE VEHICLE	0	2		2	2
74.02 HEADLIGHTS AFTER SUN	0	0		1	1
74.04 TAILLIGHT(S)OR PLATE LIGHT	1	2		1	4
74.12 COWL/FENDER/BACK UP LIGHTS	0	0		1	1
74.13 LIGHTS DISPLAYED	9	16		6	13
74.14 HEADLIGHTS REQUIRED	1	1		2	4
74.20 MUFFLERS/XCESS SMOKE-GAS	1	1		2	3
74.24 MOTOR VEHICLE STOP LIGHTS	0	1		0	0
74.26 CHILD RESTRAINTS	4	5		4	5
74.27B1 SEATBELT - DRIVER	45	62		54	115
74.27B2 SEATBELT-PASSENGER	1	1		1	1
74.28 WINDOW TINT	0	0		0	1
74.47 DROPPING/LEAKING LOADS/MUD	1	1		0	2
75.06A RIDING ON ROADWAY	0	0		1	1
MISC MOVING	1	1		0	0
MISCELANEOUS CITATION	4	5		0	2
<b>TOTAL</b>	<b>1,900</b>	<b>3,428</b>		<b>1,766</b>	<b>3,775</b>

### TRAFFIC CITATIONS - OHIO REVISED CODE

TYPE OF CITATION & SECTION#	APRIL-JUNE 2008 TOTAL	2008 TOTAL		APRIL-JUNE 2007 TOTAL	2007 TOTAL
2921.331 FLEEING/ELUDING POL. OFC.	1	1		0	0
4503.11 EXP REGISTRATION	2	2		0	2
4503.21 DISPLAY LICENSE/VALIDATION	4	6		1	3
4507.02 VALID DRIVERS LICENSE	0	2		0	1
4507.02A1 DRIVE W/O VALID OP LIC.	1	4		0	1
4507.02B1 DUS/REVOCATION	3	3		0	1
4507.071 DRIVE B/W 1-5AM < 17YOA	2	2		1	1
4507.071B4 <17, > 1 PSGR IN VEH	1	1		1	1
4510.11 DUS/REVOCATION	0	3		1	4
4510.12 NO OPER LICENSE	16	32		10	19
4510.14 DRIVE W/O VALID OP LIC.	0	2		0	1
4510.16A DUS/FRA	8	15		3	6
4510.21 FAIL TO REINSTATE	0	0		2	2
4511.12 TRAFFIC CONTROL DEVICE	2	6		5	7
4511.13 SIGNAL LIGHTS	2	2		0	0
4511.192A OP UNDER OMVI SUSPENSION	1	1		1	2
4511.19A1 OMVI IMPAIRED	12	43		17	38
4511.19A1A OVI	1	1		0	0
4511.19A1F OVI BAC >.192%	0	1		0	0
4511.19A1J VII PROHIBITED URINE	1	1		0	0
4511.19A2 OVI - REFUSED BREATH TEST	1	3		7	11
4511.19A3 OMVI PER SE-BREATH	0	0		6	11
4511.202 FAIL TO CONTROL	2	5		2	5
4511.21 SPEED/ACDA	5	12		4	7
4511.25 LANES OF TRAVEL	0	1		1	1
4511.27 OVERTAKING & PASSING	0	1		0	0
4511.29 DRIVING LEFT OF CENTER	0	1		0	0

## TRAFFIC ENFORCEMENT SUMMARY

### TRAFFIC CITATIONS - MUNICIPAL CODE

TYPE OF CITATION & SECTION#	APRIL-JUNE 2008 TOTAL	2008 TOTAL	VS.	APRIL-JUNE 2007 TOTAL	2007 TOTAL
4511.33 MARKED LANES	7	14		3	11
4511.35 DIVIDED ROADWAYS	0	1		0	1
4511.36 IMPROPER TURNS	0	0		0	1
4511.38A UNSAFE BACKING	0	0		1	1
4511.39 FAIL TO SIGNAL	2	2		2	2
4511.43 FAIL TO YIELD STOP INTERSEC	0	2		1	1
4511.44 FAIL TO YIELD-PRIV PROP	1	1		1	1
4511.45 RIGHT OF WAY-PUBLIC VEH.	0	0		1	2
4511.66 STOPPING ON THE HIGHWAY	0	0		1	1
4511.81 CHILD RESTRAINT	1	1		0	0
4513.02 UNSAFE VEHICLES	0	0		1	1
4513.03 LIGHTED LIGHTS REQ'D	0	1		2	3
4513.15 FAIL TO DIM	1	2		0	0
4549.021 LEAVING SCENE OF ACCIDENT	0	0		1	2
4549.03A HIT/SKIP PRIVATE PROP.	0	0		0	1
<b>TOTAL</b>	<b>77</b>	<b>175</b>		<b>76</b>	<b>152</b>

### PARKING CITATIONS

TYPE OF CITATION & SECTION#	APRIL-JUNE 2008 TOTAL	2008 TOTAL	VS.	APRIL-JUNE 2007 TOTAL	2007 TOTAL
76.02F HANDICAP PARKING	4	9		1	4
76.01 CERTAIN AREAS PROHIBITED	34	38		70	79
76.26B PARKING IN FIRELANE	9	12		4	8
76.11 MAX. STREET PARKING	1	1		0	1
76.05 UNATTENDED VEHICLE	0	1			0
76.02 PARALLEL PARKING	0	2		2	4
76.02A FOOT FROM CURB	1	2		1	1
76.04 SELL/WASH/REPAIR ON ROADWAY	1	1		0	0
<b>TOTAL</b>	<b>50</b>	<b>66</b>		<b>78</b>	<b>97</b>

<b>TOTAL CITATIONS</b>	<b>2,027</b>	<b>3,669</b>	<b>1,920</b>	<b>4,024</b>
------------------------	--------------	--------------	--------------	--------------

## CRIMINAL CHARGES SUMMARY

<b>CHARGE</b>	<b>APRIL- JUNE 2008 TOTALS</b>	<b>2008 TOTALS</b>	<b>APRIL-JUNE 2007 TOTAL</b>	<b>2007 TOTAL</b>
ANIMAL AT LARGE	1	2	2	2
ASSAULT	0	0	2	3
CONT'G TO DELINQ. OF MINOR	1	1	1	1
CPO/TPO VIOLATION	0	0	0	1
CRIMINAL MISCHIEF	1	1	0	0
CRIMINAL TRESPASS	0	0	0	1
CRUELTY TO ANIMALS	1	1	0	0
DOC	0	2	3	4
DOC/INTOX	0	1	2	2
DRUG ABUSE	7	12	6	9
DRUG PARAPHERNALIA	8	14	6	11
FALSIFICATION	0	0	1	2
LIQUOR LAWS	0	1	0	0
MINOR CONSUMPTION	9	19	25	28
MINOR POSSESSION	1	3	1	4
OBSTRUCTING OFFICIAL BUSINESS	0	1	0	1
OPEN CONTAINER	1	1	0	2
THEFT-LARCENY/NON MOTOR VEHICLE	1	1	5	6
UNAUTHORIZED USE OF MOTOR VEHICLE	0	0	1	1
WEAPONS:CCW, POSSESSING, ETC.	0	0	2	2
ALL OTHER OFFENSES EXCEPT TRAFFIC	3	3	2	2
<b>TOTAL</b>	<b>34</b>	<b>63</b>	<b>59</b>	<b>82</b>

### ADULT ARREST SUMMARY

ACTUAL NUMBER OF ADULTS ARRESTED	APRIL - JUNE 2008 TOTAL	2008 TOTAL	vs.	APRIL - JUNE 2007 TOTAL	2007 TOTAL
<b>TOTAL</b>	113	219		107	216

BREAKDOWN OF CHARGES	APRIL - JUNE 2008 TOTAL	2008 TOTAL	vs.	APRIL - JUNE 2007 TOTAL	2007 TOTAL
AGG MENACING	0	4		0	1
AGGRAVATED ASSAULT	0	0		1	1
ASSAULT	1	3		0	1
AUTO VEHICLE THEFT	1	1		2	2
CHILD ENDANGERING	1	1		2	2
CPO/TPO VIOLATION	0	2		0	3
CRIMINAL DAMAGING	1	1		0	0
CRIMINAL MISCHIEF	2	2		0	0
CRIMINAL TRESPASS	1	1		1	1
DISCHARGING FIREARMS	0	1		0	0
DOC	2	3		0	0
DOC/FIGHTING	1	1		0	0
DOC/INTOX	0	1		2	2
DOMESTIC VIOLENCE/ASSAULT	8	18		6	9
DOMESTIC VIOLENCE/MENACING	3	8		2	3
DRUG ABUSE	4	8		3	4
DRUG PARAPHERNALIA	5	11		3	5
DUS	4	13		3	17
FLEEING	0	0		0	1
FORGERY AND COUNTERFEITING	0	0		1	3
FTA ARREST/WARRANT	33	75		35	78
FTC ARREST/WARRANT	0	0		1	1
GSI (GROSS SEXUAL IMPOSITION)	1	2		0	0
IMPROPER HANDLING OF FIREARMS	0	0		0	1
LIQUOR LAWS	5	5		0	0
MINOR CONSUMPTION	7	9		1	1
MINOR POSSESSION	3	3		0	1
OBSTRUCTING OFFICIAL BUSINESS	1	1		0	1
OMVJAC	1	1		0	0
OPEN CONTAINER	1	1		0	0
OTHER ASSAULTS	1	1		0	0
OVI (DUI, OMVI, etc)	46	88		46	96
OVI PER SE (aka OMVI PER SE)	14	26		24	43
OVI REFUSAL	5	14		9	16
PASSING BAD CHECKS	1	2		0	1
PCT	0	0		1	1
PHYSICAL CONTROL	2	3		0	1
POSS/OPIUM, COCAINE, HEROIN, ETC.	1	2		0	0
POSS/SYNTHETIC/MANUFACTURED-DRUGS	0	1		0	0
RESISTING ARREST	0	0		2	2
ROBBERY	1	1		3	3
RSP	2	2		4	6
SEX OFFENSES (except Rape & prost.)	0	1		0	0
SOLICITOR W/O PERMIT	0	0		2	2
STALKING/MENACING BY STALKING	0	0		0	1
THEFT-LARCENY/NON MOTOR VEHICLE	6	9		2	4
UNAUTHORIZED USE OF MOTOR VEHICLE	1	1		0	0
WEAPONS:CCW, POSSESSING, ETC.	1	1		0	1
<b>TOTAL</b>	<b>167</b>	<b>328</b>		<b>156</b>	<b>315</b>

**JUVENILE ARREST SUMMARY**

<b>ACTUAL NUMBER OF JUVENILES ARRESTED</b>	<b>APRIL-JUNE 2008 TOTAL</b>	<b>2008 TOTAL</b>	<b>VS.</b>	<b>APRIL-JUNE 2007 TOTAL</b>	<b>2007 TOTAL</b>
<b>TOTAL</b>	52	117		69	124

<b>BREAKDOWN OF CHARGES</b>	<b>APRIL-JUNE 2008 TOTAL</b>	<b>2008 TOTAL</b>	<b>VS.</b>	<b>APRIL-JUNE 2007 TOTAL</b>	<b>2007 TOTAL</b>
AGG MENACING	0	0		0	3
ASSAULT	5	13		3	8
AUTO VEHICLE THEFT	0	4		0	1
CONT'G TO DELINQ. OF MINOR	1	2		1	1
COUNTERFEITING	0	0		0	1
CRIMINAL DAMAGING	0	3		0	0
CRIMINAL MISCHIEF	0	1		1	2
CURFEW AND LOITERING LAW VIOLATIONS	3	11		24	39
DANGEROUS ORDINANCE	0	0		1	1
DISCHARGING FIREARMS	0	0		0	1
DOC	18	27		4	7
DOC/FIGHTING	0	8		2	6
DOC/INTOX	0	1		0	0
DOMESTIC VIOLENCE/ASSAULT	1	4		0	2
DOMESTIC VIOLENCE/MENACING	1	1		0	0
DRUG ABUSE	5	10		8	13
DRUG PARAPHERNALIA	5	11		5	9
FALSIFICATION	2	3		2	3
FORCIBLE RAPE	0	1		0	0
FORGERY AND COUNTERFEITING	0	0		1	1
FTA ARREST/WARRANT	0	1		0	0
INDECENT EXPOSURE/PUBLIC INDECENCY	0	0		1	1
INDUCING PANIC	0	0		1	3
LIQUOR LAWS	0	0		0	1
LIQUOR LAWS/LIQUOR CONSUMP MV	0	1		0	0
LITTERING	0	0		2	2
MENACING	2	2		0	0
MINOR CONSUMPTION	8	16		16	27
MINOR POSSESSION	4	7		1	3
OBSTRUCTING OFFICIAL BUSINESS	0	2		3	4
OMVJAC	0	0		1	1
OMVJAC PER SE	0	0		1	1
OPEN CONTAINER	0	0		1	1
OVI (DUI, OMVI,etc)	0	0		2	2
PHYSICAL CONTROL	1	1		0	0
POSS/SYNTHETIC/MANUFACTURED-DRUGS	2	2		0	0
RESISTING ARREST	0	1		0	1
RSP	2	3		2	3
SEX OFFENSES/EXCEPT RAPE+PROSTITUTION	0	0		1	1
TELEPHONE HARASSMENT/HARASSING CALL	0	0		1	1
THEFT-LARCENY/NON MOTOR VEHICLE	2	7		4	9
TOBACCO LAW	4	7		5	7
WEAPONS:CCW, POSSESSING, ETC.	2	4		1	2
<b>TOTAL</b>	<b>68</b>	<b>154</b>		<b>95</b>	<b>168</b>

### ACCIDENTS

TYPE OF ACCIDENT	APRIL-JUNE 2008 TOTAL	2008 TOTAL	vs.	APRIL-JUNE 2007 TOTAL	2007 TOTAL
FATAL	0	3		1	2
FATAL PRIVATE PROPERTY	1	1		0	0
PROPERTY DAMAGE	102	262		101	210
HIT SKIP	0	3		3	9
PRIVATE PROPERTY	32	87		26	44
PRIVATE PROPERTY HIT SKIP	0	2		1	3
INJURY ACCIDENT	115	178		58	115
INJURY HIT SKIP	1	1		0	1
PRIVATE PROPERTY INJURY	10	10		3	4
PRIVATE PROPERTY INJURY HIT SKIP	2	2		0	0
<b>TOTALS</b>	<b>263</b>	<b>549</b>		<b>193</b>	<b>388</b>

## ACCIDENT ANALYSIS

### April - June 2008

April 1, 2008 through June 30, 2008 there were 263 reported traffic accidents, resulting in an average 2.89 accidents per day. Compared to 2007, accidents increased 36.27% (2008 = 263; 2007 = 193).

Personal injury accidents (129) accounted for the majority of accident; 49.05% of the total. Property damage accidents accounted for 38.78% with 102 reports being filed. Private property collisions accounted for 32 (12.17%) reports being filed.

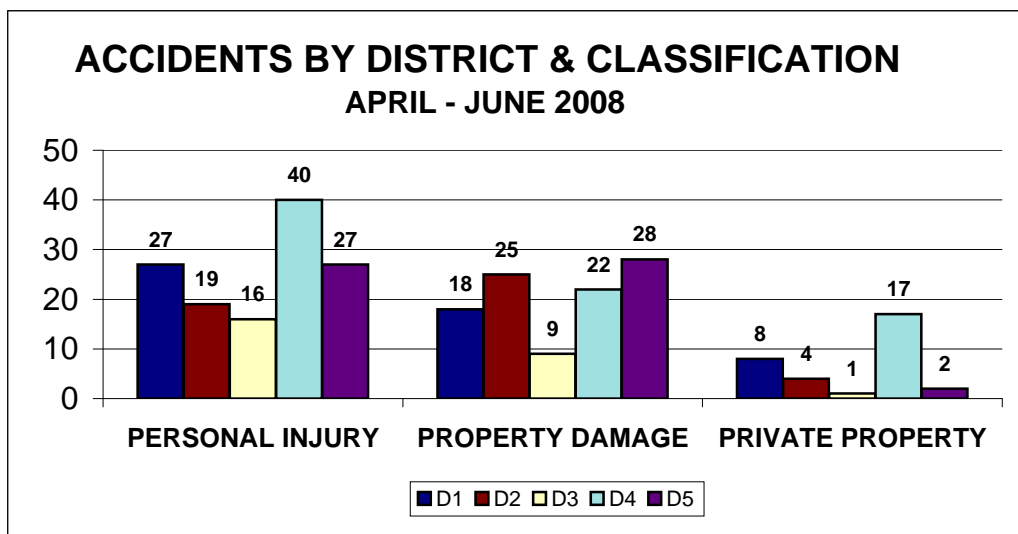
District 4 experienced the majority of accidents (79 or 30.04%). The second district with the most activity was District 5 (57 accidents or 21.67%). There were 53 collisions in District 1 (20.15%), 48 collisions in District 2 (18.25%) and in District 3, 26 accidents (9.89%). The busiest day of the week for accident activity for the reporting period was Wednesday with 56 accidents (21.29%) reported. The second busiest day was Thursday with 48 accidents (18.25%) reported. Accident activity for the remaining days of the week were as follows: Sunday = 17 (6.46%); Monday = 35 (13.31%); Tuesday = 32 (12.17%); Friday = 35 (13.31%); and Saturday = 40 (15.21%).

The most frequent contributing factor was Following Too Closely, which accounted for 73 or 27.76% of the accidents. The busiest time of day for accident activity was between 5PM-6PM with 31 (11.79%) accidents.

Seven (7) crashes were identified as having been alcohol related (2.66%). The drivers in these accidents were arrested and charged with OVI. One hundred fifty-eight (158) citations were issued to at fault drivers as a result of their accidents (60.08%).

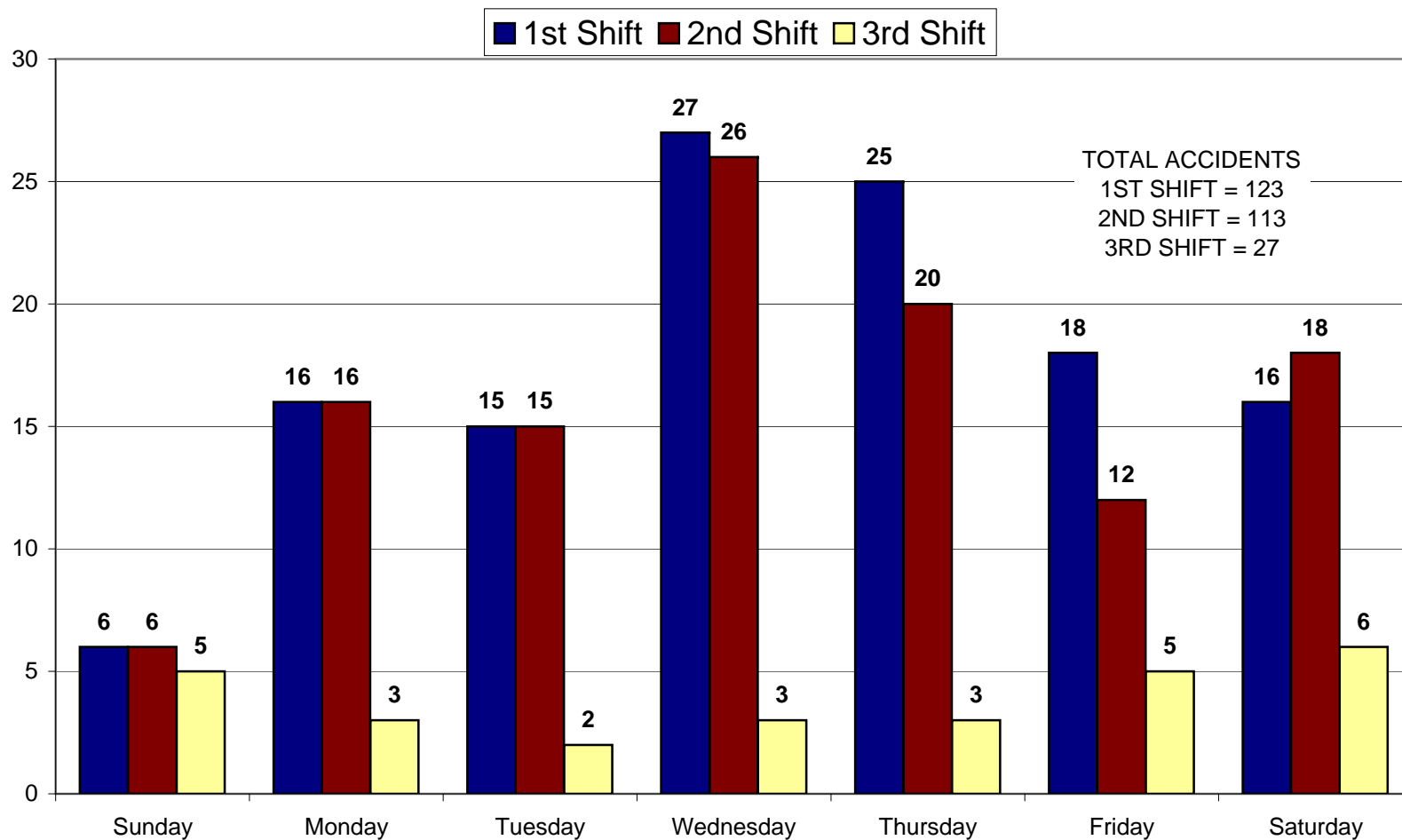
### ACCIDENTS BY DISTRICT & CLASSIFICATION

DISTRICT	PERSONAL INJURY	PROPERTY DAMAGE	PRIVATE PROPERTY	TOTAL
D1	27	18	8	53
D2	19	25	4	48
D3	16	9	1	26
D4	40	22	17	79
D5	27	28	2	57
<b>TOTAL</b>	<b>129</b>	<b>102</b>	<b>32</b>	<b>263</b>



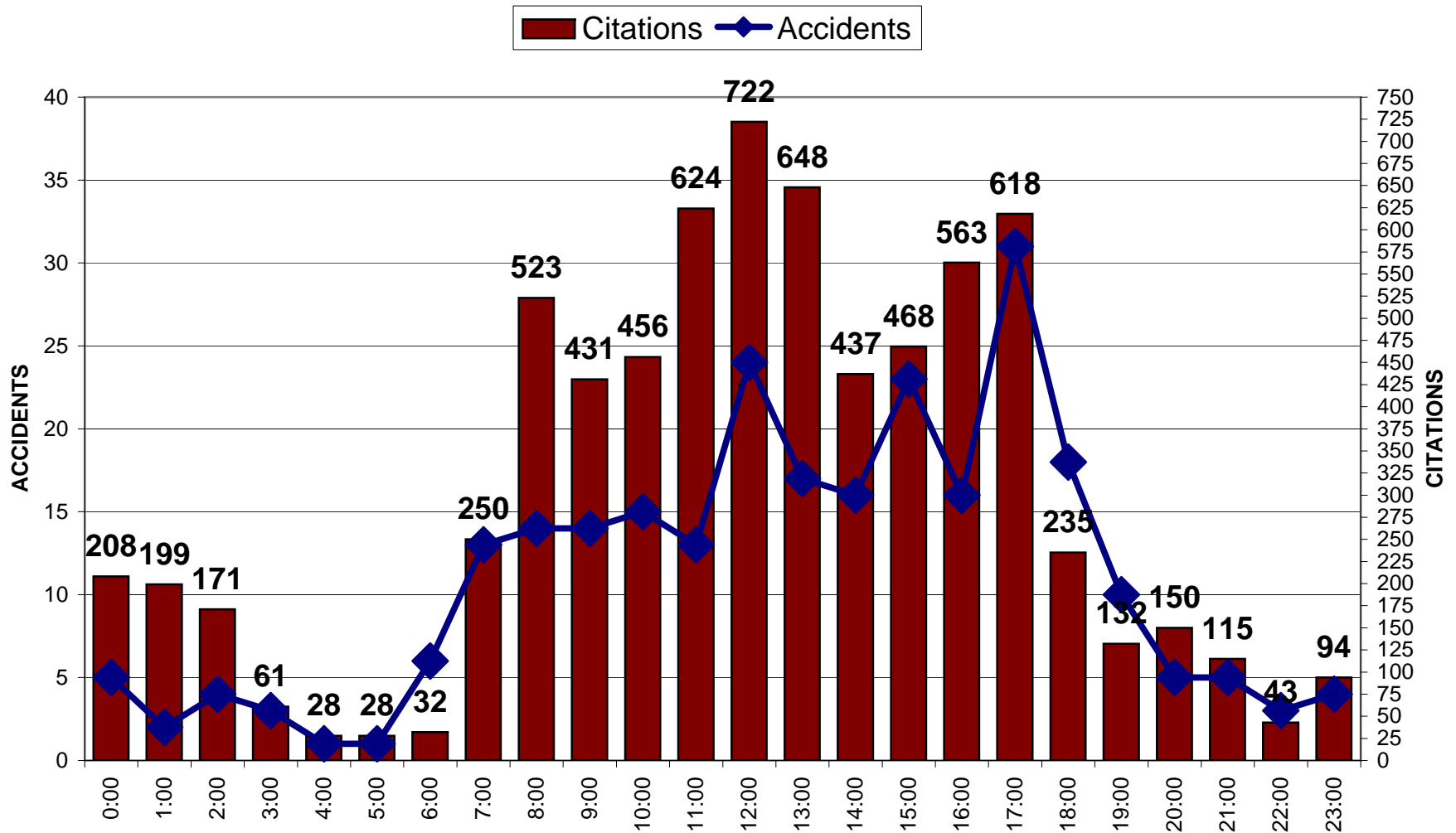
# ACCIDENTS BY DAY OF WEEK & SHIFT

APRIL 1 - JUNE 30, 2008



# ACCIDENTS & CITATIONS BY HOUR

APRIL 1 - JUNE 30, 2008



## ACCIDENT ANALYSIS

### January - June 2008

January 1, 2008 through June 30, 2008 there were 549 reported traffic accidents, resulting in an average 3.02 accidents per day. Compared to 2007, accidents increased 41.49% (2008 = 549; 2007 = 388).

Personal injury accidents (195) accounted for 35.52% of the total. Property damage accidents accounted for the majority of our activity with 265 reports being filed (48.27%). Private property collisions accounted for 89 (16.21%) reports being filed.

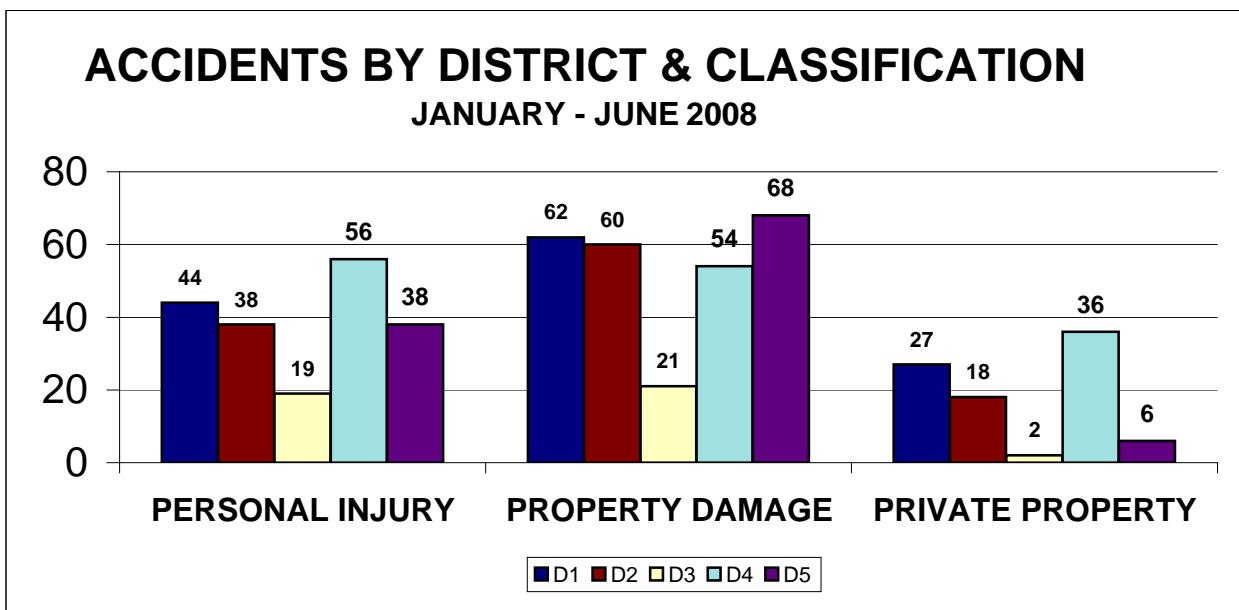
District 4 experienced the majority of accidents (146 or 26.59%). The second district with the most activity was District 1 (133 accidents or 24.23%). There were 116 collisions in District 2 (21.13%), 42 collisions in District 3 (7.65%) and in District 5, 112 accidents (20.40%). The busiest day of the week for accident activity for the reporting period was Wednesday with 105 accidents (19.13%) reported. The second busiest day was Thursday with 95 accidents (17.30%) reported. Accident activity for the remaining days of the week were as follows: Sunday = 30 (5.46%); Monday = 82 (14.94%); Tuesday = 80 (14.57%); Friday = 94 (17.12%); and Saturday = 63 (11.48%).

The most frequent contributing factor was Following Too Closely, which accounted for 146 or 26.59% of the accidents. The next most recurrent contributing factor was None accounting for 78 or 14.21% of the accidents for the reporting period followed closely by Failure To Control with 77 or 14.03. The busiest time of day for accident activity was between 5PM-6PM with 68 (12.39%) accidents.

Fifteen (15) crashes were identified as having been alcohol related (2.73%). The drivers in these accidents were arrested and charged with OVI. Three hundred fifty-nine (359) citations were issued to at fault drivers as a result of their accidents (65.39%).

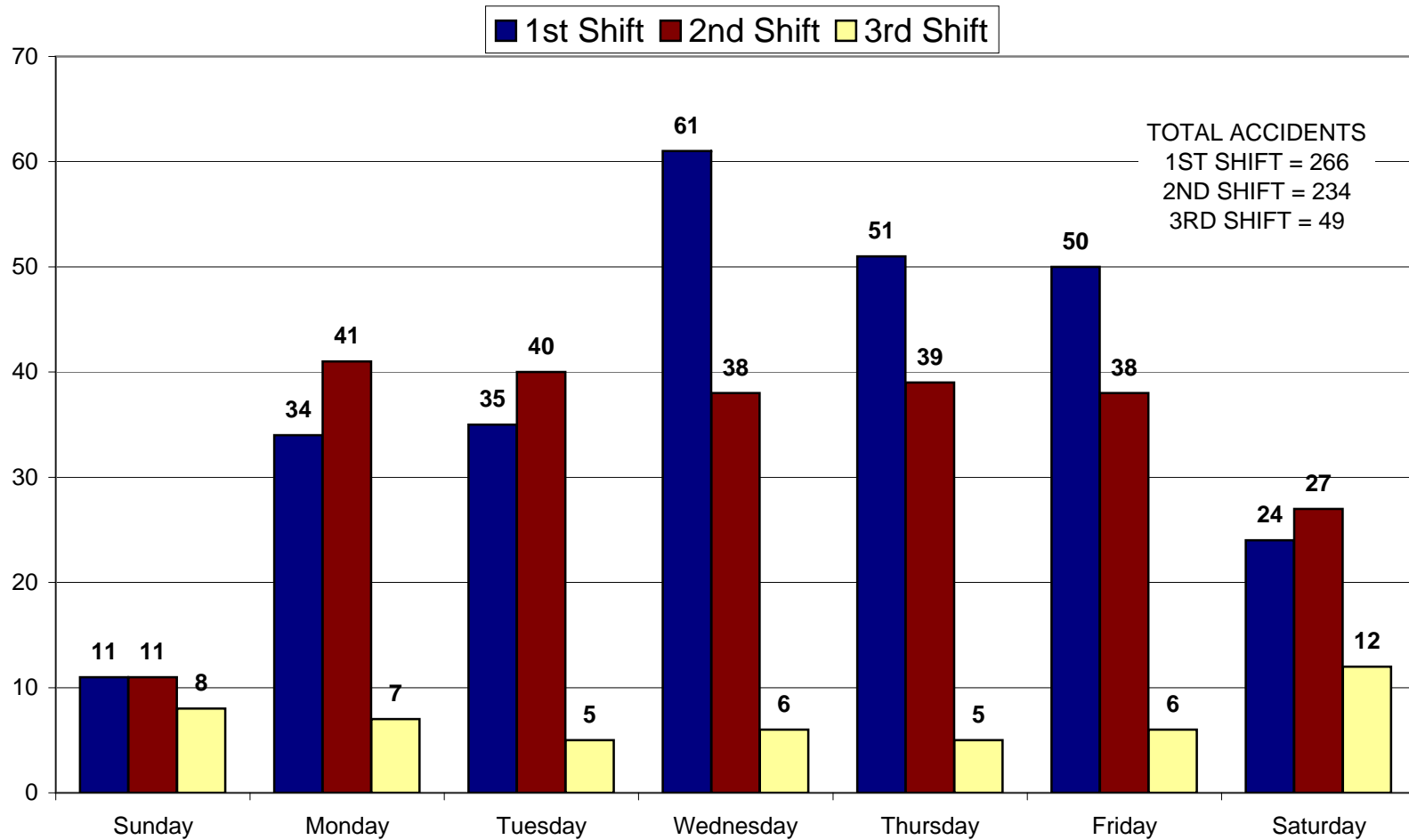
#### ACCIDENTS BY DISTRICT & CLASSIFICATION

DISTRICT	PERSONAL INJURY	PROPERTY DAMAGE	PRIVATE PROPERTY	TOTAL
D1	44	62	27	133
D2	38	60	18	116
D3	19	21	2	42
D4	56	54	36	146
D5	38	68	6	112
TOTAL	195	265	89	549



# ACCIDENTS BY DAY OF WEEK & SHIFT

JANUARY 1 - JUNE 30, 2008



# ACCIDENTS & CITATIONS BY HOUR

JANUARY 1 - JUNE 30, 2008

Citations Accidents

