

# Quarterly Activity Report

## July - September 2003

## **Dublin Division of Police**

*An Internationally Accredited Law  
Enforcement Agency*

**Mike Epperson**  
Chief of Police



### ***A message from the Chief of Police:***

This past quarter has proven to be a very busy one for the Division of Police as we saw an overall increase in our calls for service of approximately ten percent above this same time period of 2002.

We have been able to maintain a high level of service and responsiveness in spite of this increased call demand while operating at seven officers below our authorized strength during this time period. There is however, help on the way as we made two conditional offers of employment to police officer candidates during the month of September.

Another highlight of this quarter was the successful negotiation of a Memorandum of Understanding (M.O.U.) between the City of Dublin and the Fraternal Order of Police Lodge #9 regarding the implementation of the rank of Corporal. This M.O.U. provides for the promotion of six Corporals, which will give us a bonafide supervisor on duty twenty-four hours a day. This is a very significant improvement to our staffing requirements which will greatly benefit the citizens of Dublin. These Corporals will be selected and promoted by mid November of this year.

This quarter we also selected and implemented our Traffic Enforcement Unit, which consists of Sergeant Ed Gozski and Officers Kreuz, Keck, Foltz and Krumm. These Officers will be dedicated full time to dealing with traffic issues throughout the city. The goals of this unit are to reduce speeds in problem areas; reduce accidents in specific locations; and to be responsive to citizen concerns regarding traffic.

# DUBLIN DIVISION OF POLICE

## ACTIVITY SUMMARY July - September 2003

### *Calls for Service:*

<b>Total Calls for Service:</b> 15,544	<b>Total Calls w/o Foot Patrol, Traffic Stops &amp; Courtesy Calls*:</b> 7,842				
<b>Calls by District</b>					
<b>District 1</b>	<b>District 2</b>	<b>District 3</b>	<b>District 4</b>	<b>District 5</b>	<b>District 0 •</b>
3,469	2,791	1,866	4,400	2,597	421
1,421*	1,234*	1,430*	2,167*	1,322*	268*
<i>911 Calls: 1,762</i>					
<b>Workload Analysis Information for Districts 1 through 5*</b>					
<i>Total Calls for Service: 7,574      Average Response Time: 6 minutes</i>					
<i>Average Total Time to Handle Calls: 19 minutes</i>					
*does not include traffic stops, foot patrols & courtesy calls					
• this district tracks all mutual aid calls to other jurisdictions or activity that occurs outside the city					

### *Offense Reports:*

<b>Part I Crimes:</b> 231	<b>Part II Crimes:</b> 211	<b>Other:</b> 95
<i>Total Offense Reports for July – September 2003:</i>		537

### *Traffic Citations & Criminal Charges*

<b>Traffic Citation Total:</b> 2,125	<b>Criminal Charges Total:</b> 26
Municipal Code: 2,067	
Ohio Revised Code: 34	
Parking Citations: 24	

### *Arrests:*

<b>Adult:</b> 188	<b>Juvenile:</b> 111
<i>Total Arrests July – September 2003:</i> 299	

### *Accidents Reports:*

<b>Property Damage:</b> 153	<b>Injury:</b> 60	<b>Private Property:</b> 31
<i>Total Accident Reports July – September 2003:</i>		244

**Please see remainder of report for more detailed information.**

# Authorized Strength – 2003

## Full-Time Personnel

STAFFING TABLE	SWORN Authorized 69				CIVILIAN Authorized 22			
	Chief	Lt.	Sergeant	Police Officer	Comm. Supvsr.	Comm Tech.	Adm. Secretary	Clerical
<b>Number Authorized</b>	1	2	9	57	2	14	1	5
<b>Number Actual</b>	1	2	8	51	2	11	1	5
<b>Office of the Chief</b>	1						1	
<b>Operations Bureau</b>								
Commander		1						
Patrol Sergeant			4/5*					
Traffic Unit Sergeant			1					
Detective Sergeant			1					
Patrol Officer				34/40*				
Canine Officer				1				
Traffic Unit Officer				1				
Detective				5				
Juvenile Officer				1				
<b>Services Bureau</b>								
Commander		1						
Comm Education Unit (CEU) Sergeant			1					
CEU Officer				8				
Training/Accreditation Sergeant			1					
Court Liaison Officer				1				
Communication Supervisor					2			
Communication Technician						11/14*		
Account Technician I								1
Clerical Specialist I								2
Clerical Specialist II								2

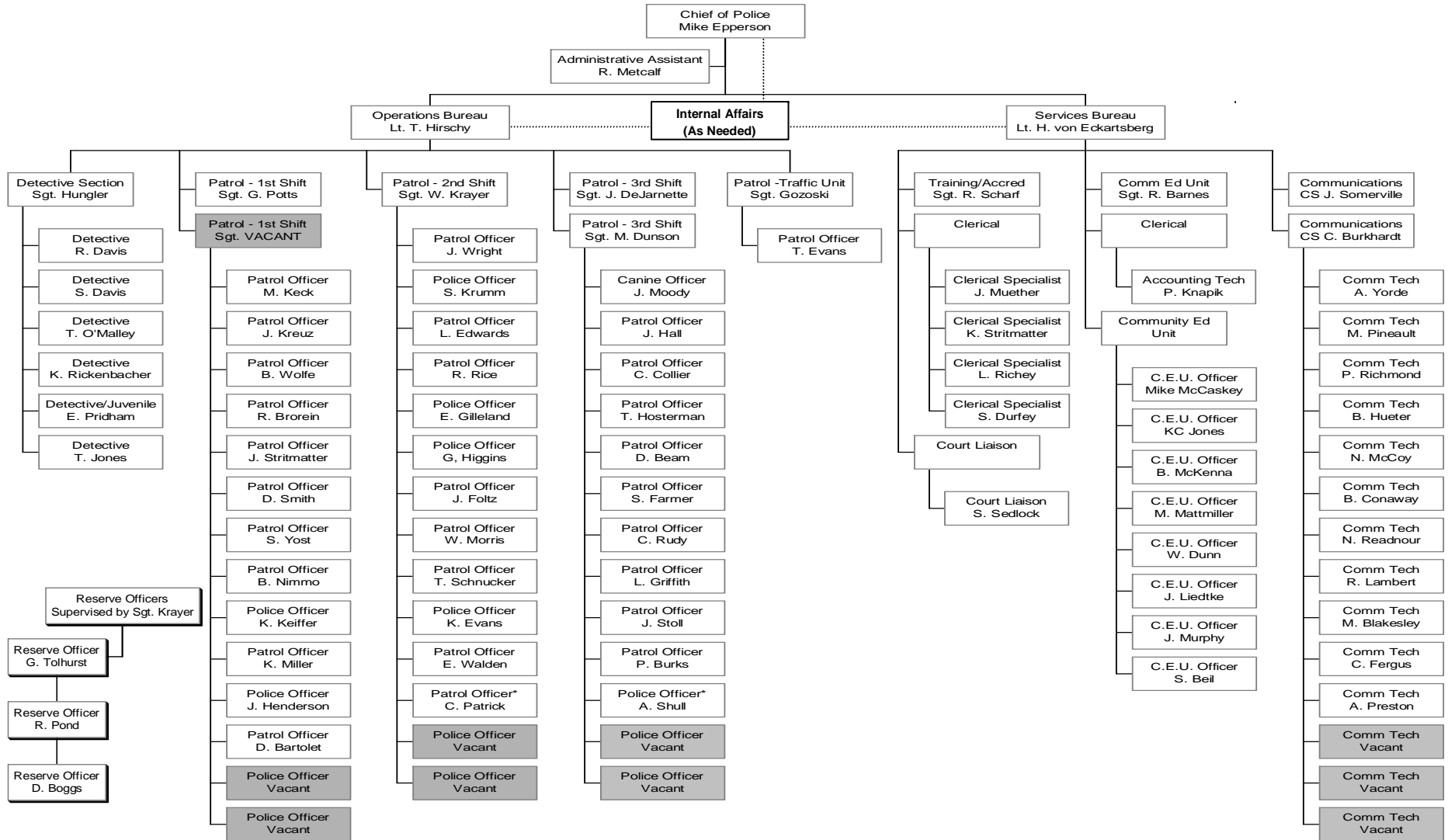
\*The first number represents the number of actual personnel; the second number represents the number authorized.

### Reserves

<b>Number Authorized</b>	10
<b>Number Actual</b>	3
Reserve Officer	3/10*

# City of Dublin - Division of Police

## Organizational Chart - Standard 11.1.2



Job Descriptions are Specified in Standard 21.2.3  
Revised 07/10/03 Replaces 06/30/03

\*Officers currently in Field Training Period  
not yet assigned to specific shift.

# DIVISION ACTIVITY

## CALLS FOR SERVICE

### District 1

Includes all areas within the city limits that are south and east of Interstate 270 and west of the Scioto River. Also includes I270 northbound from US 33 westbound ramp up to Sawmill Road.

### District 2

Includes all areas within the city limits that are east of the Scioto River, west of Sawmill Road, south of the Delaware County Line and north of Martin Road. Also includes I270 westbound from Sawmill Road to US 33 and the ramp from I270 southbound to US 33 westbound.

### District 3

Includes all areas within the city limits that are north of Brand Road and west of the Scioto River. All addresses that are within the city limits on Brand Road including the intersections of Brand Road/Muirfield Drive and Brand Road/Dublin Road are covered by this district.

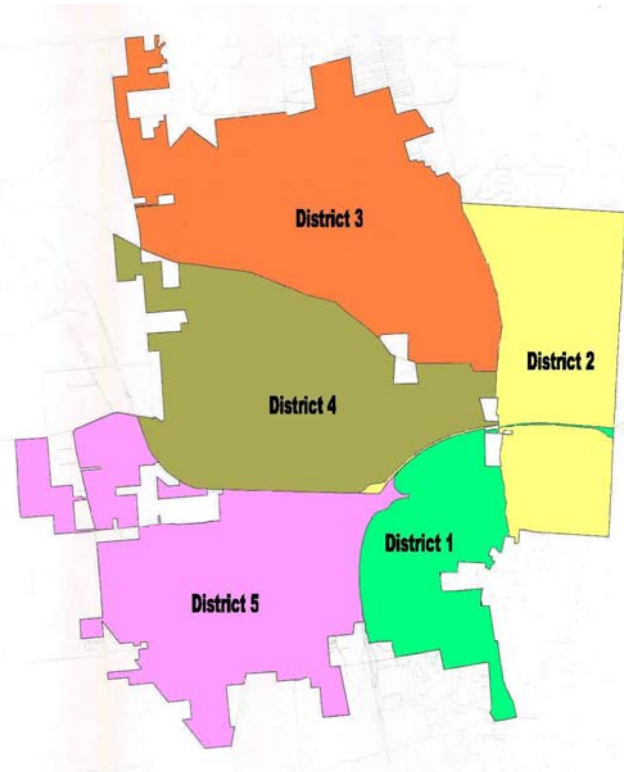
### District 4

This district includes all areas within the city limits that are south of Brand Road, north of US 33 and west of Interstate I270, Browning Court and Dublin Road. Addresses that are south of Brand Road to the I270 overpass that are within the city limits are part of District 4.

### District 5

This area includes all areas within the city limits that are south of the north edge of US 33 and west of I270. This area also covers both northbound and southbound lanes of I270 between Tuttle Crossing and US 33 and all ramps to and from I270 south of US 33.

**NOTE:** The following is a breakdown of calls for service. They represent initial reports. The number of actual offenses may be different after officer's investigation.



# WORKLOAD ANALYSIS

## July – September 2003

The July through September 2003 Workload Analysis reflects a total of 7,574 calls for service. This figure does not include traffic stops, foot patrols or courtesy cards initiated by officers or activity occurring in District 0 (calls outside city limits/mutual aid). The average response time for calls was six (6) minutes from the time the call was received by our communications technician until the first responding officer arrived on the scene. The average time to reach a disposition and clear the call was nineteen (19) minutes.

The Workload Analysis also allows us to track activity levels by hour by day. We analyze this data to determine our staffing levels for patrol shifts. By reviewing our Workload Analysis Graph on the following page, you can see that our busiest hour of activity was between 3:00 PM and 4:00 PM. Six hundred and eighty (680) calls for service were received during this time frame. The next busiest hour was between 4:00 PM and 5:00 PM when five hundred and ninety-six (596) calls for service were received. The ability to obtain this type of data is critical to effectively staff our patrol shifts.

While reviewing this activity it is important to note that various factors can influence average response times. "Stacking" of calls where lower priority calls are held so that calls of a more urgent nature can be dispatched and responded to commonly occurs. "Cross dispatching" where an officer is dispatched out of district to a call will also increase response time. Low priority calls that are received during roll call/shift change negate an immediate response from patrol officers thus increasing response times.

As a matter of practice, we like to keep our average response time for all calls occurring inside the City under ten (10) minutes. As previously stated, there are certain incidents where that becomes impossible. However, our goal is realistic and as demonstrated by the July through September 2003 report was met. The following is a break down of calls for service by district with the overall total calls, average response time and average time to resolve the call:

### District 1 Totals

1,421 Calls for Service  
 5 minute average response time  
 18 minute average time to resolve call

### District 4 Totals

2,167 Calls for Service  
 6 minute average response time  
 21 minute average time to resolve call

### District 2 Totals

1,234 Calls for Service  
 5 minute average response time  
 21 minute average time to resolve call

### District 5 Totals

1,322 Calls for Service  
 6 minute average response time  
 18 minute average time to resolve call

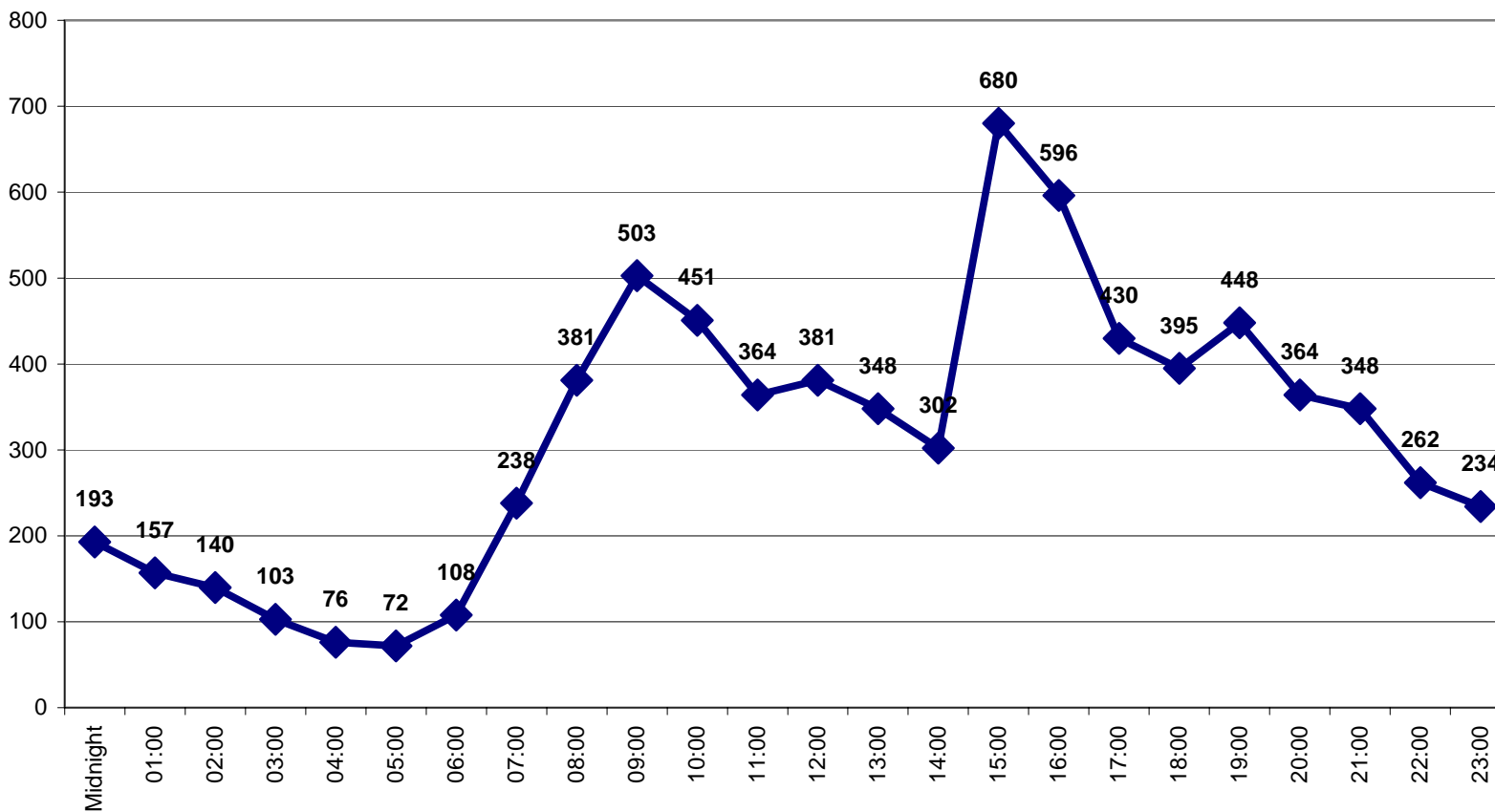
### District 3 Totals

1,430 Calls for Service  
 7 minute average response time  
 15 minute average time to resolve call

### Total Calls for Service

7,574 Calls for Service  
 6 minute average response time  
 19 minute average time to resolve call

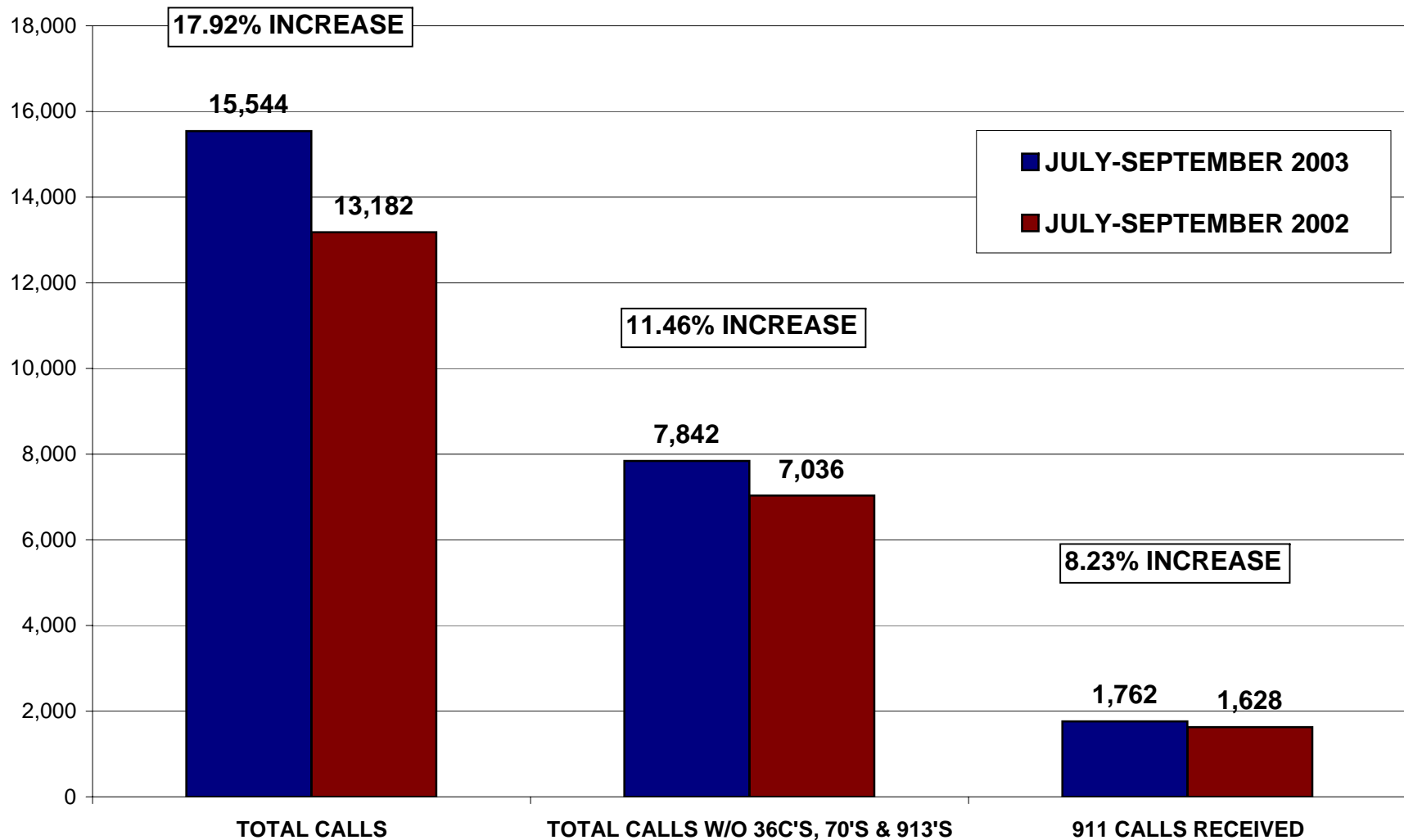
## ***Calls for Service by Time of Day July - September 2003***



**CALLS FOR SERVICE SUMMARY**  
**JULY 1 - SEPTEMBER 30, 2003**

CODE# & DESCRIPTION	DISTRICTS					DISTRICT 0	JULY-SEPT 2003 TOTAL	YEAR TO DATE 2003	VS.	JULY-SEPT 2002 TOTAL	YEAR TO DATE 2002
	1	2	3	4	5	Mutual Aid Outside City					
2-ACCIDENT	48	46	24	40	65	7	230	698		204	599
2A-HIT SKIP	11	9	1	15	10	0	46	138		41	130
2P-ACCIDENT PRIV PROP	17	13	1	22	3	0	56	181		52	168
4-ACCIDENT INJURY	18	22	7	7	22	3	79	219		73	196
4A-HIT SKIP INJURY	1	0	0	0	0	0	1	2		1	7
4P-ACCIDENT PRIV PROP INJURY	0	0	1	0	0	0	1	5		3	4
8-ASSAULT	1	0	1	3	1	0	6	36		14	48
8A-MENACING THREATS	7	3	1	3	5	0	19	64		26	60
8B-TELEPHONE HARASSMENT	5	4	9	15	5	0	38	108		46	111
10-ASSIST OTHER UNIT	15	16	15	14	14	56	130	405		129	408
12-BURGLARY	12	13	14	20	22	0	81	186		37	123
12AL-BURGLAR ALARM	158	147	215	205	126	5	856	2,316		762	2,256
12B-OPEN DOOR	2	6	8	5	3	0	24	81		47	120
13-MISC CALL	20	18	10	102	22	24	196	586		217	698
13T-PRISONER TRANSPORT	0	0	0	7	0	9	16	42		14	35
13B-BANK ESCORT	1	2	0	4	0	0	7	11		5	21
14-FORGERY/BAD CHECK	11	9	9	12	2	0	43	126		52	161
15-WARRANT SERVICE	3	2	5	34	2	31	77	188		79	229
16-DOA	0	0	1	0	0	0	1	7		5	9
16A-DEAD ANIMAL	1	10	3	4	1	1	20	37		11	39
18-DOG BITE	0	0	1	1	0	0	2	5		5	12
18A-ANIMAL COMPLAINT	9	9	20	26	9	2	75	197		111	296
18B-BARKING DOG	3	0	4	3	2	1	13	48		20	55
20-DOMESTIC	9	2	6	17	8	0	42	109		37	94
22-DROWNING	0	1	0	0	0	0	1	1		0	0
24-INTOXICATED PERSON	4	1	2	5	0	1	13	43		18	34
24A-OMVI	19	25	7	23	34	28	136	349		121	393
26-FIGHT	2	0	0	5	0	0	7	11		8	24
28-FIRE RUN	2	0	2	0	2	1	7	27		13	23
29-EMS RUN	0	2	0	1	1	0	4	10		9	17
30-VICE COMPLAINT	0	1	0	0	0	0	1	1		0	6
34-JUVENILE COMPLAINT	13	6	24	68	7	0	118	276		123	285
36-THEFT	61	55	34	80	33	3	266	748		280	742
36B-FOUND PROPERTY	7	5	5	33	3	1	54	159		68	179
36C-COURTESY CARD	753	358	184	563	387	0	2,245	5,989		1,595	4,926
38-MISSING PERSON	3	2	4	12	0	0	21	63		27	76
38A-MISSING PERSON RETURNED	0	1	0	3	0	0	4	15		4	10
40-PERSON WITH GUN	0	0	0	1	0	0	1	8		4	15
40A-PERSON WITH KNIFE	0	0	0	0	0	0	0	0		2	6
42-UNKNOWN CIRCUMSTANCES	3	4	1	2	2	1	13	27		9	20
42A-911 HANG UP	89	44	59	73	33	0	298	903		333	835
44-OFFICER IN TROUBLE	0	0	0	0	0	1	1	3		1	3
46-PROWLER	3	0	1	2	1	0	7	13		9	16
48-RAPE	1	0	0	0	2	0	3	9		8	15
48B-SEX OFFENSE	0	1	1	3	4	0	9	19		4	22
50-ROBBERY	0	0	0	0	0	0	0	1		0	5
50AL-ROBBERY ALARM	25	10	32	26	14	1	108	241		67	174
52A-SHOTS FIRED	0	3	2	2	0	0	7	18		8	17
54-STABBING	0	0	1	0	0	0	1	1		0	0
56-STOLEN VEHICLE	5	8	0	6	5	0	24	56		27	66
56B-RECOVERED STOLEN VEHICLE	3	0	1	1	3	2	10	27		15	30
58-SUICIDE	0	0	0	0	0	0	0	2		0	2
58A-SUICIDE ATTEMPT	1	2	3	1	0	0	7	34		9	31
60A-SUSP VEHICLE	45	59	19	44	23	2	192	485		183	618
60-SUSPICIOUS PERSON	79	87	69	109	59	4	407	1,027		342	978
61-HOUSE CHECK	261	221	535	447	298	0	1,762	4,631		1,277	4,467
61A-EXTRA PATROL	27	19	45	43	27	0	161	393		166	392
62-TRAFFIC DETAIL	10	12	9	16	5	0	52	128		38	102
64-VANDALISM	24	18	55	75	20	3	195	431		207	484
72-SPEEDER/RECKLESS DRIVER	22	43	15	35	66	43	224	581		234	648
74-DISABLED VEHICLE	93	97	11	57	199	11	468	1,322		417	1,205
76-VEH BLOCKING	29	19	6	18	14	4	90	242		87	242
76A-PARKING COMPLAINT	26	8	17	68	14	1	134	521		138	382
78-LOCKOUT	76	42	16	91	33	1	259	750		252	778
80-ROADWAY OBSTRUCTION	23	30	22	15	24	7	121	266		69	186
90-DISTURBANCE 2 UNITS	48	36	45	108	41	7	285	647		219	603
90A-DISTURBANCE 1 UNIT	63	32	29	127	32	3	286	661		226	562
913-FOOT PATROL	567	601	127	1,189	298	38	2,820	8,363		2,798	8,310
96-MENTAL	1	4	1	2	0	0	8	17		11	15
70-TRAFFIC VIOLATOR	728	598	125	481	590	115	2,637	7,373		1,753	5,923
100-BOMB THREAT	0	0	0	1	0	0	1	6		0	3
102-NARCOTICS	1	5	1	5	1	4	17	59		12	56
<b>TOTAL CALLS</b>	<b>3,469</b>	<b>2,791</b>	<b>1,866</b>	<b>4,400</b>	<b>2,597</b>	<b>421</b>	<b>15,544</b>	<b>42,752</b>		<b>13,182</b>	<b>39,805</b>
<b>TOTAL CALLS W/O 36C'S, 70'S &amp; 913'S</b>	<b>1,421</b>	<b>1,234</b>	<b>1,430</b>	<b>2,167</b>	<b>1,322</b>	<b>268</b>	<b>7,842</b>	<b>21,027</b>		<b>7,036</b>	<b>20,646</b>
<b>911 CALLS RECEIVED</b>							<b>1,762</b>	<b>4,717</b>		<b>1,628</b>	<b>4,534</b>

# CALLS FOR SERVICE JULY - SEPTEMBER 2003 VS. 2002



**CALLS FOR SERVICE BY SHIFT BY DAY OF WEEK**

JULY - SEPTEMBER 2003 TOTALS							
SHIFTS	SUN	MON	TUES	WED	THURS	FRI	SAT
1ST	350	433	410	431	411	490	394
2ND	422	488	557	493	460	589	537
3RD	191	125	175	140	127	159	192

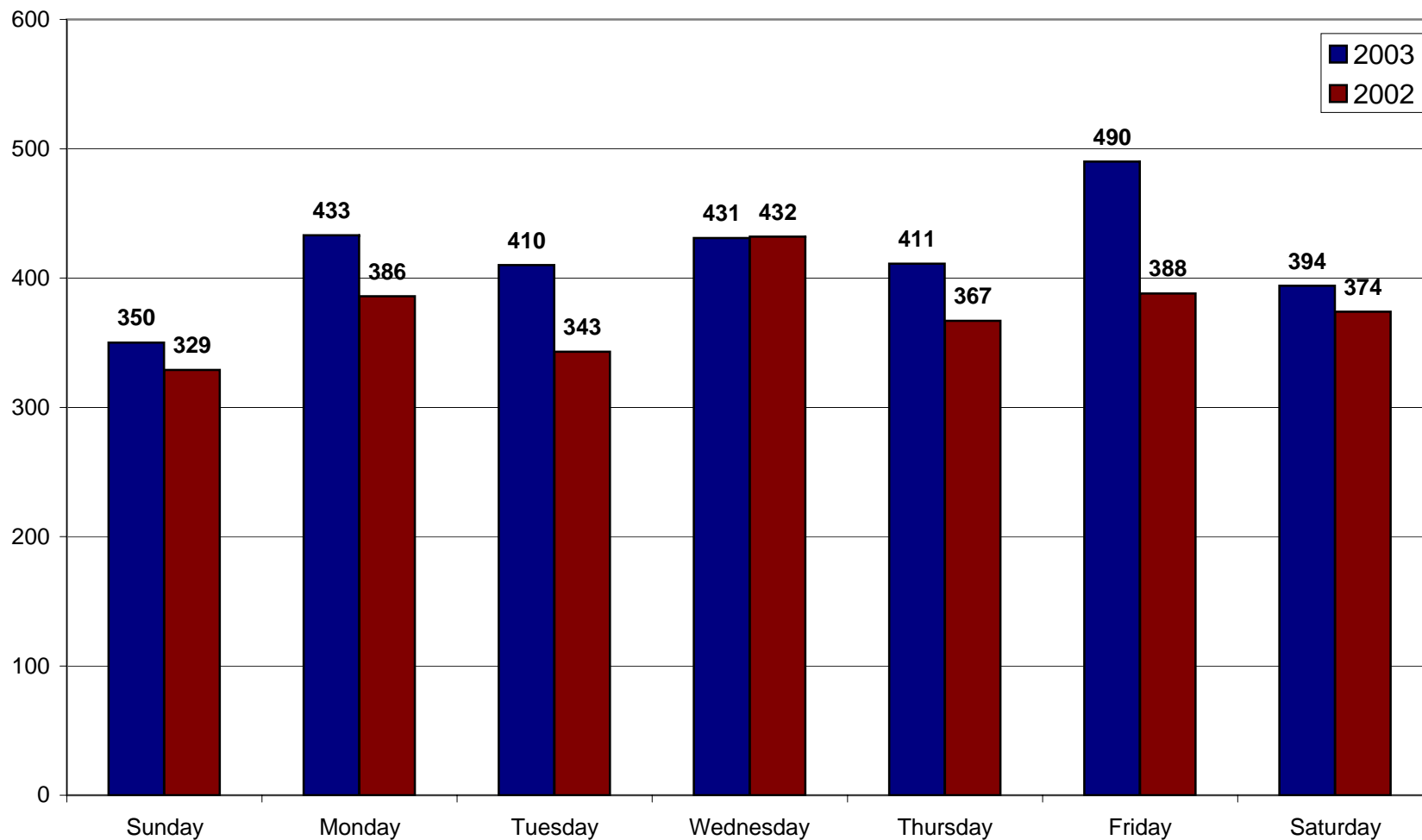
JULY - SEPTEMBER 2002 TOTALS							
SHIFTS	SUN	MON	TUES	WED	THURS	FRI	SAT
1ST	329	386	343	432	367	388	374
2ND	351	408	384	464	431	561	436
3RD	192	132	119	123	151	180	180

In analyzing our calls for service activity levels for the months of July - September 2003 you will note increases/decreases in some cases. The chart below indicates the percentage of increase or decrease (-) experienced by shift by day of the week.

**Note: These figures do not include traffic stops, foot patrols, courtesy cards or calls in District 0.**

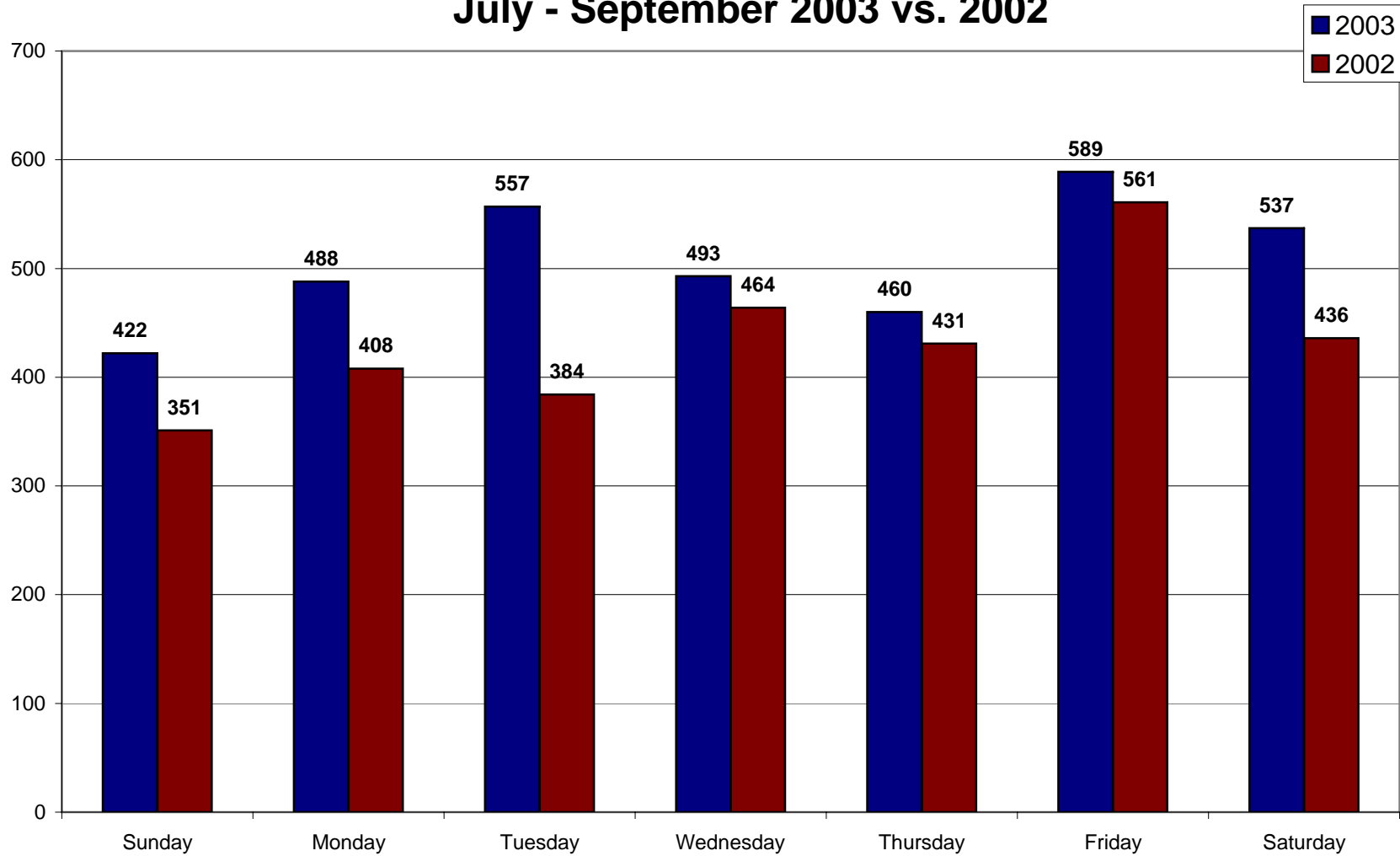
PERCENTAGE INCREASES AND DECREASES FOR JULY - SEPTEMBER 2003 VS. 2002 TOTALS							
SHIFTS	SUN	MON	TUES	WED	THURS	FRI	SAT
1ST	6%	12%	20%	0%	12%	26%	5%
2ND	20%	20%	45%	6%	7%	5%	23%
3RD	-1%	-5%	47%	14%	-16%	-12%	7%

## Calls for Service - First Shift July - September 2003 vs. 2002



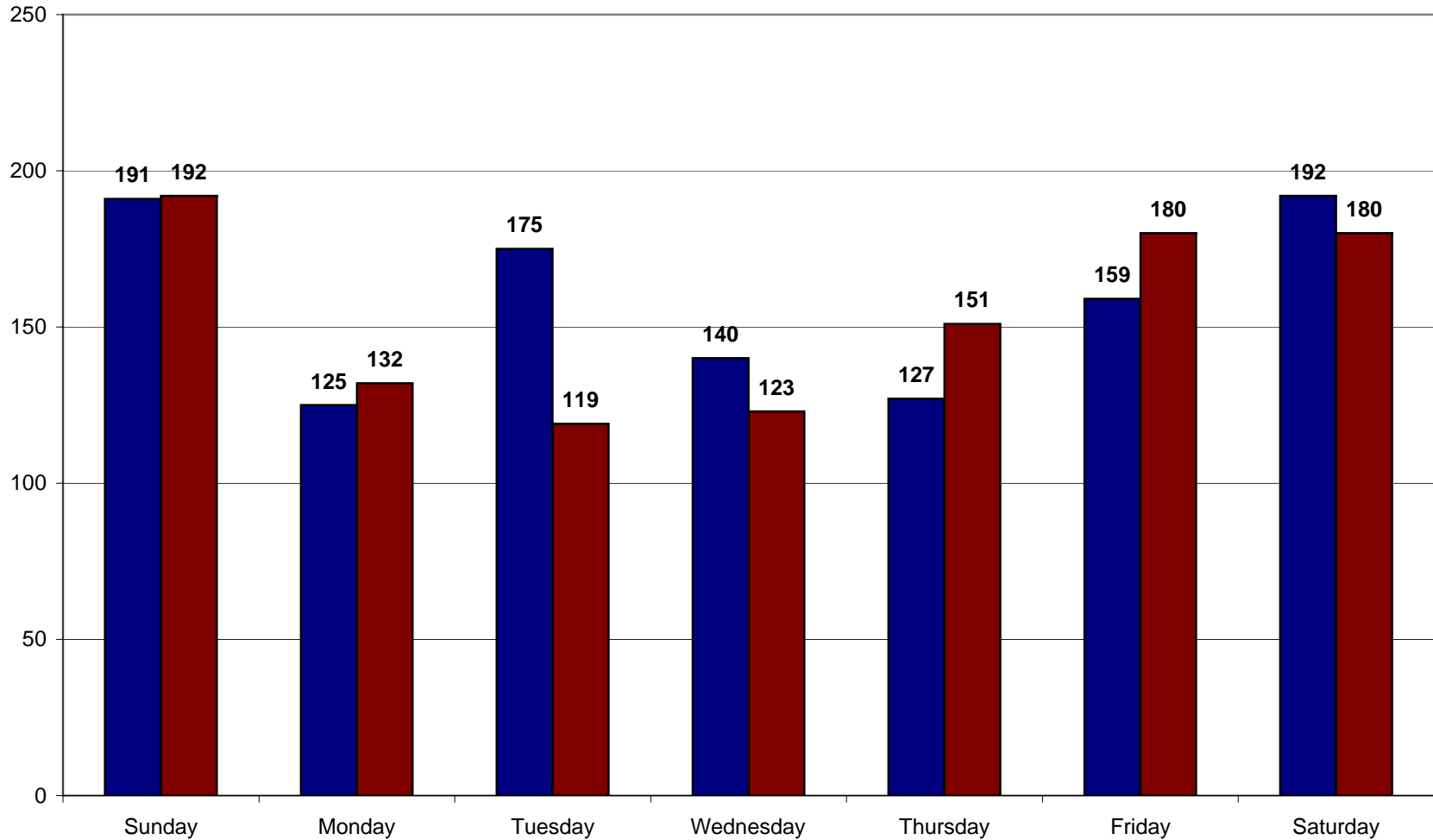
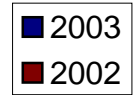
Experienced an overall increase of 11.45% in calls for service on 1st shift.

# Calls for Service - Second Shift July - September 2003 vs. 2002



Experienced an overall increase of 16.84% in calls for service on 2nd shift.

## Calls for Service - Third Shift July - September 2003 vs. 2002



Experienced an overall Increase of 2.97% in calls for service on 3rd shift.

## OFFENSE REPORT SUMMARY

JULY 1 - SEPTEMBER 30, 2003

PART I	DEPARTMENT CLASSIFICATION	JUL - SEPT 2003 TOTAL	2003 YEAR TO DATE TOTAL	vs.	JUL - SEPT 2002 TOTAL	2002 YEAR TO DATE TOTAL
	AGG BURGLARY	0	4		0	3
	AGG ROBBERY	0	2		0	1
	ARSON	1	2		4	6
	ATT AUTO THEFT	0	1		0	0
	ATT BREAKING & ENTERING	1	2		0	0
	ATT BURGLARY/ATT AGG BURGLARY	0	2		0	4
	ATT THEFT	1	8		1	6
	AUTO THEFT	11	25		13	31
	B & E	27	63		9	44
	BURGLARY	44	73		10	43
	FELONIOUS ASSAULT	0	1		0	1
	GRAND THEFT	4	6		3	4
	PETTY THEFT	3	7		13	31
	RAPE	1	4		5	13
	ROBBERY	1	1		0	4
	THEFT/LARCENY	137	431		142	418
	AGG MENACING	0	8		0	9
	<b>TOTALS</b>	<b>231</b>	<b>640</b>		<b>200</b>	<b>618</b>

PART II	DEPARTMENT CLASSIFICATION	JUL - SEPT 2003 TOTAL	2003 YEAR TO DATE TOTAL	vs.	JUL - SEPT 2002 TOTAL	2002 YEAR TO DATE TOTAL
	AGG MENACING	3	0		4	1
	ASSAULT (SIMPLE)	4	29		9	32
	CHILD ENDANGERING	3	5		1	4
	CONT'G TO DELINQ. OF A MINOR	0	0		0	1
	COUNTERFEITTING	0	0		0	1
	CRIMINAL DAMAGING	42	98		39	116
	CRIMINAL MISCHIEF	31	59		15	31
	CRIMINAL TRESPASSING	6	6		3	4
	DECPT/DANGER. DRUGS	0	3		2	2
	DOC	2	8		2	5
	DOC/INTOX	9	14		2	5
	DOMESTIC VIOLENCE/ASSAULT	17	42		8	33
	DOMESTIC VIOLENCE/MENACING	0	2		1	6
	DRUG ABUSE (POSS. OF MARIJUANA)	11	32		11	48
	DRUG PARAPHERNALIA (GENERAL)	3	16		4	8
	EMBEZZLEMENT	0	0		0	1
	EXTORTION	0	0		0	1
	FAILURE TO COMPLY (W/LAWFUL ORDER)	0	0		1	1
	FALSIFICATION	1	3		3	7
	FLEEING	1	2		0	0
	FORGERY	3	13		3	17
	FRAUD	0	1		0	4
	IDENTITY THEFT (IN JURISDICTION)	1	5		0	0
	INDECENT EXPOSURE/PUBLIC INDECENCY	2	2		0	4
	INDUCING PANIC	0	3		0	1
	LIQUOR LAWS	1	1		0	2
	MENACING	5	15		1	5
	MINOR CONSUMPTION	8	14		2	4
	MINOR POSSESSION	7	18		11	25
	MISUSE CREDIT CARD	3	5		3	11
	OBSTRUCTION	0	1		0	0
	OMVUAC	0	0		1	1
	OPEN CONTAINER	3	8		1	9
	PASSING BAD CHECKS	5	8		8	15

## OFFENSE REPORT SUMMARY

JULY 1 - SEPTEMBER 30, 2003

PART II	DEPARTMENT CLASSIFICATION	JUL - SEPT 2003 TOTAL	2003 YEAR TO DATE TOTAL	vs.	JUL - SEPT 2002 TOTAL	2002 YEAR TO DATE TOTAL
	POSSESSION OF CRIMINAL TOOLS	1	1		0	0
	POSSESSION OF DRUGS	2	7		0	1
	RSP	2	9		3	5
	SEX OFFENSES	4	8		0	2
	SEXUAL ASSAULTS	1	5		0	1
	STALKING/MENACING BY STALKING	0	4		0	2
	TELEPHONE HARASSMENT/HARASSING CALL	14	45		22	54
	TRAFFICKING	0	2		2	3
	VANDALISM	14	34		14	21
	VOYEURISM	0	0		0	1
	WEAPONS/CCW	2	10		2	5
	<b>TOTALS</b>	<b>211</b>	<b>538</b>		<b>178</b>	<b>500</b>

OTHER	DEPARTMENT CLASSIFICATION	JUL - SEPT 2003 TOTAL	2003 YEAR TO DATE TOTAL	vs.	JUL - SEPT 2002 TOTAL	2002 YEAR TO DATE TOTAL
	ABANDONED VEHICLE	0	0		0	1
	ANIMAL AT LARGE	3	5		4	6
	ANIMAL BITE	1	1		1	5
	CHILD CUSTODY	0	0		1	1
	CPO/TPO VIOLATION	0	7		1	4
	CURFEW	16	28		13	35
	DEATH INVESTIGATION	0	1		0	0
	DISCHARGING FIREARMS	0	0		1	1
	DISTURBANCE	3	10		7	9
	DOA	1	5		3	5
	DOMESTIC DISTURBANCE (NOT UCR)	1	1		0	1
	DROWNING	1	1		0	0
	FIRE	0	0		1	1
	IDENTITY THEFT (OUTSIDE JURIS.)	7	33		2	2
	ILLEGAL DIST OF CIG'S	0	0		0	2
	INCIDENT	44	105		50	126
	LOST PROPERTY	1	1		5	8
	MISSING PERSON	3	13		5	9
	OPEN BURNING	0	0		2	2
	PROPERTY DISPUTE	0	3		0	1
	RECKLESS OP IN MOTOR VEHICLE	0	1		0	1
	RECOVERED PROPERTY	2	3		0	0
	RUNAWAY (18 YOA OR YOUNGER)	5	11		1	10
	SOLICITOR W/O PERMIT	0	7		0	6
	SUICIDE	0	2		0	2
	SUICIDE ATTEMPT	1	11		1	13
	SUSPICIOUS PERSON/PROWLER	1	2		1	1
	TAMPERING W/RECORDS	1	1		0	1
	TOBACCO LAW	0	2		3	6
	TRESPASSING VEHICLE	1	1		0	0
	TRUANCY	0	0		0	1
	UNAUTHORIZED USE OF MOTOR VEHICLE	2	4		3	5
	UNRULY	1	2		0	0
	UNCLASSIFIED REPORT	0	1		0	0
	<b>TOTALS</b>	<b>95</b>	<b>261</b>		<b>105</b>	<b>265</b>

**TOTAL OFFENSES**

**537**

**1,439**

**483**

**1,383**

**TRAFFIC ENFORCEMENT SUMMARY  
JULY 1 - SEPTEMBER 30, 2003**

**TRAFFIC CITATIONS - MUNICIPAL CODE**

TYPE OF CITATION & SECTION#	JUL - SEPT 2003 TOTAL	YEAR TO DATE 2003	vs.	JUL - SEPT 2002 TOTAL	YEAR TO DATE 2002
70.02A COMPLIANCE/LAWFUL ORDER	3	3		2	4
70.02B FLEEING & ELUDING	2	3		2	3
70.09 FALSE INFO TO POLICE	0	3		2	2
70.23 TRAFFIC CONTROL DEVICE	71	201		70	211
70.24 STOP AND YIELD SIGNS	2	8		2	2
71.01 NO OL-RESTRICT VIOL.	84	238		49	173
71.01C NO OL < 6 MOS.	9	30		4	12
71.01A3 NO MOTORCYCLE ENDORSE	0	1		2	4
71.03 TEMPORARY LICENSE	1	7		1	8
71.04 FICTICIOUS LICENSE	0	1		0	2
71.05 ALLOW UNAUTH. PERSON	1	2		1	3
71.06 DISPLAY OF LICENSE	2	3		1	5
71.07 DUS (A1)	64	241		33	150
71.08 OPERATION/SALE W/O TITLE	1	3		0	0
71.09 DISPLAY OF PLATES	48	159		22	69
71.09E OUT OF STATE TAGS NOT TRANSF	0	25		12	99
71.09F EXP VALIDATION	173	484		45	146
71.10 OBSTRUCTED PLATES	14	36		2	11
71.11 ILLEGAL PLATES	29	68		5	31
72.001A DRIVE ON RIGHT HALF ROADWY	1	4		1	4
72.004 OVERTAKING/PASSING ON RIGHT	0	0		0	1
72.005 DRIVING/LEFT OF CTR LINE	0	4		1	1
72.007 HAZARDOUS/NO PASSING ZONES	2	4		2	6
72.008 ONE WAY STREETS	0	1		0	1
72.009 MARKED LANES	20	53		19	51
72.010 FOLLOWING TOO CLOSELY	2	13		1	8
72.011 DRIVING ON DIVIDED ROADWAYS	3	10		0	2
72.012 ILL TURN @ INTERSEC. MM/M4	2	7		5	8
72.013 ILL TURN (PRIV PROP)	0	1		0	0
72.014 PROHIBITED U-TURN	9	24		5	15
72.015 STARTING & BACKING VEH	8	17		7	18
72.016 TURN & STOP SIGNALS	24	62		13	46
72.030 FAIL TO YIELD	2	3		0	2
72.031 RIGHT OF WAY/LEFT	23	60		17	56
72.032 STOP SIGNS	6	14		4	22
72.034 RIGHT OF WAY/PUBLIC SAFETY	1	3		0	2
72.035 RIGHT OF WAY/ROADWAY	2	21		5	14
72.050 OBSTRUCT/INTERFERE DRIVER	0	0		1	1
72.051 DRIVING ON CLOSED ROADWAY	0	1		0	0
72.054 INJURIOUS MATERIALS/STREETS	0	0		0	1
72.055 DRIVING THRU SAFETY ZONE	0	1		0	4
72.058 FAIL TO CONTROL	23	87		23	69

**TRAFFIC ENFORCEMENT SUMMARY**  
**JULY 1 - SEPTEMBER 30, 2003**

**TRAFFIC CITATIONS - MUNICIPAL CODE**

TYPE OF CITATION & SECTION#	JUL - SEPT 2003 TOTAL	YEAR TO DATE 2003	vs.	JUL - SEPT 2002 TOTAL	YEAR TO DATE 2002
72.058C FULL TIME & ATTENTION	6	34		11	33
72.060 SQUEALING TIRES/PEALING	2	3		0	0
72.061 DRIVING SIDEWALK/LAWN	6	10		2	4
72.062 LITTERING FROM M.V.	0	0		0	2
72.063 EARPHONES/EARPLUGS	1	1		0	0
73.01 OMVI (A1)	37	81		20	68
73.01A2 OMVI PER SE	1	3		8	25
73.01B2 OMVUAC	0	0		0	1
73.01 PHYSICAL CONTROL	1	2		0	0
73.02A RECKLESS OPERATION	5	12		4	11
73.02B RECKLESS OPERATION-PRIV PROP	0	1		0	3
73.15 SPEED/ACDA	1,299	3,293		774	2,429
73.16 SLOW SPEED	0	0		2	5
73.30 STOPPING AFTER ACCIDENT	6	10		4	12
73.31 STOPPING AFTER INJURY ACCID	1	1		3	6
74.01 UNSAFE VEHICLE	1	6		3	7
74.02 HEADLIGHTS AFTER SUN	0	2		1	3
74.04 TAILLIGHT(S)OR PLATE LIGHT	0	5		3	11
74.05 RED REFLECTORS REQ'D	0	0		0	3
74.12 COWL/FENDER/BACK UP LIGHTS	0	0		1	1
74.13 LIGHTS DISPLAYED	2	7		1	12
74.14 HEADLIGHTS REQUIRED	0	0		0	3
74.20 MUFFLERS/XCESS SMOKE-GAS	3	4		0	3
74.24 MOTOR VEHICLE STOP LIGHTS	0	1		3	4
74.26 CHILD RESTRAINTS	0	3		0	8
74.27B1 SEATBELT - DRIVER	23	86		3	15
74.27B2 SEATBELT-PASSENGER	1	10		9	26
74.28 WINDOW TINT	20	108		11	88
74.29 TOWING REQUIREMENTS	0	1		0	0
74.47 DROPPING/FAKING LOADS/MUD	5	7		1	5
75.02 NO EYE PROTECTION/BIKE LAWS	0	1		0	1
75.09 MOTORIZED BICYCLE OPERATION	0	0		1	2
70.25C1 TRAFFIC CONTROL LIGHT	0	0		1	1
72.037 FAIL TO YLD TO PED CROSSWALK	0	0		1	1
71.01C1 NO OPS - 12 PT SUSPENSION	0	1		2	3
70.28 FLASHING TRAFFIC SIGNAL	1	1		1	2
72.020 STOPPING FOR SCHOOL BUS	0	1		0	6
71.09C FAIL TO REG. VEH.	0	0		0	1
MISCELLANEOUS CITATION	14	60		28	60
<b>TOTALS</b>	<b>2,067</b>	<b>5,661</b>		<b>1,257</b>	<b>4,132</b>

**TRAFFIC ENFORCEMENT SUMMARY  
JULY 1 - SEPTEMBER 30, 2003**

**TRAFFIC CITATIONS - OHIO REVISED CODE**

TYPE OF CITATION & SECTION#	JUL - SEPT 2003 TOTAL	YEAR TO DATE 2003	vs.	JUL - SEPT 2002 TOTAL	YEAR TO DATE 2002
4503.11 EXP REGISTRATION	0	1		0	0
4503.21 DISPLAY LICENSE/VALIDATION	2	9		0	1
4507.02A1 DRIVE W/O VALID OP LIC.	12	36		11	31
4507.02B1 DUS/RECOVATION	4	18		2	16
4511.12 TRAFFIC CONTROL DEVICE	2	2		1	3
4511.192A OP UNDER OMVI SUSPENSION	1	2		0	2
4511.19A1 OMVI IMPAIRED	9	34		11	37
4511.19A3 OMVI PER SE-BREATH	0	1		0	6
4511.19B2 OMVUAC-BREATH	1	1		0	1
4511.20 RECKLESS OPERATION	0	0		1	2
4511.201 RECKL. OP-PRIV PROP	0	0		1	1
4511.21 SPEED/ACDA	1	4		5	12
4511.33 MARKED LANES	2	11		1	10
4511.39 FAIL TO SIGNAL	0	2		1	3
4511.71 DRIVING ON CLOSED ROADWAY	0	0		1	1
4511.81 CHILD RESTRAINT	0	0		1	1
4513.03 LIGHTED LIGHTS REQ'D	0	3		0	2
4513.04 TWO HEADLIGHTS REQ'D	0	1		0	0
4513.15 FAIL TO DIM	0	0		0	1
4513.241 TINTED WINDOWS	0	0		0	1
4513.263 FAIL TO WEAR SEATBELT	0	2		2	2
4549.021 LEAVING SCENE OF ACCIDENT	0	0		0	1
4511.43 FAIL TO YIELD STOP INTERSECTION	0	2		0	1
4513.05 HEADLIGHTS	0	0		0	1
4549.08 FICTICIOUS PLATES	0	0		0	1
<b>TOTAL</b>	<b>34</b>	<b>129</b>		<b>38</b>	<b>137</b>

**PARKING CITATIONS**

TYPE OF CITATION & SECTION#	JUL - SEPT 2003 TOTAL	2003 TOTAL	vs.	JUL - SEPT 2002 TOTAL	2002 TOTAL
76.26 VEH. LEFT ON PRIVE PROP	0	1		0	0
76.02F HANDICAP PARKING	6	28		15	42
76.01 CERTAIN AREAS PROHIBITED	11	45		16	91
76.26B PARKING IN FIRELANE	5	76		14	33
76.11 MAX. STREET PARKING	0	1		0	0
76.05 UNATTENDED VEHICLE	0	2		1	1
76.02 PARALLEL PARKING	2	6		4	7
76.02A FOOT FROM CURB	0	0		0	2
<b>TOTALS</b>	<b>24</b>	<b>159</b>		<b>50</b>	<b>176</b>

<b>TOTAL CITATIONS</b>	<b>2,125</b>	<b>5,949</b>	<b>1,345</b>	<b>4,445</b>
------------------------	--------------	--------------	--------------	--------------

**CRIMINAL CHARGES SUMMARY  
JULY 1 - SEPTEMBER 30, 2003**

<b>CHARGE</b>	<b>JUL - SEPT 2003 TOTAL</b>	<b>YEAR TO DATE 2003</b>	<b>vs.</b>	<b>JUL - SEPT 2002 TOTAL</b>	<b>YEAR TO DATE 2002</b>
AGG MENACING	0	2		0	0
ANIMAL AT LARGE	1	3		1	2
ASSAULT	0	1		0	1
ATT THEFT	0	1		0	0
CHILD ENDANGERING	1	1		0	1
CRIMINAL DAMAGING	1	1		1	4
CRIMINAL TRESPASS	2	2		1	1
DOC	0	2		0	2
DOC/INTOX	5	5		1	3
DRUG ABUSE - MARIJUANA	1	4		5	19
DRUG PARAPHERNALIA	1	6		6	20
FALSIFICATION	0	0		0	1
ILLEGAL DIST OF CIG'S	0	0		0	2
INDECENT EXPOSURE/PUBLIC INDECENCY	0	0		0	1
LIQUOR LAWS	0	0		0	2
LITTERING	1	1		0	0
MENACING	0	2		0	0
MINOR CONSUMPTION	1	6		1	2
MINOR POSSESSION	10	15		10	21
MISUSE CREDIT CARD	0	1		0	0
OBSTRUCTING OFFICIAL BUSINESS	0	2		0	3
OMVI (DUI)	0	0		0	1
OPEN CONTAINER	1	7		0	5
PUBLIC INDECENCY	0	0		0	1
RSP	0	1		0	0
SOLICITOR W/O PERMIT	0	6		0	4
TELEPHONE HARASSMENT/HARASSING CALL	0	0		0	4
THEFT-LARCENY/NON MOTOR VEHICLE	0	2		1	3
TRESPASSING VEHICLE	1	1		0	0
WEAPONS:CCW, POSSESSING, ETC.	0	3		0	0
<b>TOTALS</b>	<b>26</b>	<b>75</b>		<b>27</b>	<b>103</b>

**ADULT ARRESTS**  
**JULY 1 - SEPTEMBER 30, 2003**

<b>CHARGE</b>	<b>JUL - SEPT 2003 TOTAL</b>	<b>2003 YEAR TO DATE TOTAL</b>	<b>vs.</b>	<b>JUL - SEPT 2002 TOTAL</b>	<b>2002 YEAR TO DATE TOTAL</b>
AGG MENACING	0	0		0	1
ASSAULT	0	3		3	9
BURGLARY/B&E	2	4		0	12
CHILD ENDANGERING	0	0		1	3
CPO/TPO VIOLATION	0	3		1	2
CRIMINAL DAMAGING	1	2		0	0
CRIMINAL MISCHIEF	0	2		0	0
CRIMINAL TRESPASS	0	0		1	1
DECPT/DANGER. DRUGS	0	4		0	0
DOC/INTOX	3	9		2	3
DOMESTIC VIOLENCE/ASSAULT	13	29		5	18
DOMESTIC VIOLENCE/MENACING	0	1		0	1
DRUG ABUSE - MARIJUANA	3	22		6	22
DRUG PARAPHERNALIA	7	31		5	23
DUS	24	126		22	104
FALSIFICATION	0	2		2	5
FLEEING	2	4		0	1
FORCIBLE RAPE	0	0		1	3
FORGERY AND COUNTERFEITING	2	14		1	7
FRAUD	0	1		0	1
FTA ARREST/WARRANT	53	153		41	119
FTC ARREST/WARRANT	0	0		0	1
INDECENT EXPOSURE/PUBLIC INDECENCY	0	0		0	1
LIQUOR LAWS	1	1		0	1
LIQUOR LAWS/LIQUOR CONSUMP MV	0	0		0	1
MENACING	0	2		0	0
MINOR CONSUMPTION	2	2		1	1
MINOR POSSESSION	3	6		4	15
MISUSE CREDIT CARD	0	0		0	6
MOTOR VEHICLE THEFT	1	1		0	0
OBSTRUCTING OFFICIAL BUSINESS	0	4		1	2
OMVI (DUJ)	34	100		32	110
OMVI PER SE	16	40		21	61
OMVUAC	0	0		1	3
OPEN CONTAINER	3	8		1	6
PASSING BAD CHECKS	2	5		3	5
PCT	1	6		0	2
POSS/OPIUM, COCAINE, HEROIN, ETC.	1	2		2	2
RESISTING ARREST	0	0		1	3
ROBBERY	1	1		0	0
RSP	1	10		4	14
SEX OFFENSES/EXCEPT RAPE-PROSTITUTION	0	1		0	0
TAMPERING W/COIN MACHINE	1	1		0	0
TELEPHONE HARASSMENT/HARASSING CALL	0	1		0	1
THEFT-LARCENY/NON MOTOR VEHICLE	9	20		12	21
UNAUTHORIZED USE OF MOTOR VEHICLE	1	2		1	1
VANDALISM	0	0		1	1
VOYEURISM	0	0		0	1
WEAPONS:CCW, POSSESSING, ETC.	1	4		1	3
ALL OTHER OFFENSES EXCEPT TRAFFIC	0	1		0	0
<b>TOTALS</b>	<b>188</b>	<b>627</b>		<b>177</b>	<b>597</b>

**JUVENILE ARRESTS**  
**JULY 1 - SEPTEMBER 30, 2003**

<b>CHARGE</b>	<b>JUL - SEPT 2003 TOTAL</b>	<b>2003 YEAR TO DATE TOTAL</b>	<b>vs.</b>	<b>JUL - SEPT 2002 TOTAL</b>	<b>2002 YEAR TO DATE TOTAL</b>
ARSON	0	0		4	4
ASSAULT	1	9		4	6
BURGLARY/B&E	2	2		0	3
CONT'G TO DELINQ. OF MINOR	0	1		0	0
CRIMINAL DAMAGING	1	2		0	3
CRIMINAL MISCHIEF	1	3		3	7
CRIMINAL TRESPASS	15	15		0	0
CURFEW AND LOITERING LAW VIOLATIONS	36	56		22	51
DOC	8	12		2	8
DOC/INTOX	2	3		0	0
DOMESTIC VIOLENCE/ASSAULT	1	5		1	3
DOMESTIC VIOLENCE/MENACING	0	1		1	1
DRUG ABUSE - MARIJUANA	3	10		2	8
DRUG PARAPHERNALIA	4	9		1	5
DUS	0	1		0	1
FALSIFICATION	3	3		1	2
FIREWORKS ORDINANCE	2	2		0	0
FORCIBLE RAPE	0	1		1	2
FORGERY AND COUNTERFEITING	0	2		0	0
INDECENT EXPOSURE/PUBLIC INDECENCY	1	1		0	0
INDUCING PANIC	0	0		0	1
MENACING	0	1		0	0
MINOR CONSUMPTION	11	20		6	8
MINOR POSSESSION	9	23		3	12
OBSTRUCTING OFFICIAL BUSINESS	1	1		0	1
OMVI (DUI)	2	2		1	1
OMVI PER SE	1	1		0	0
OMVUAC	0	0		1	1
OMVUAC PER SE	0	0		1	1
OPEN BURNING	0	0		5	5
PCT	0	0		1	1
POSS/OPIUM, COCAINE, HEROIN, ETC.	0	0		0	1
POSS/SYNTHETIC/MANUFACTURED-DRUGS	0	0		1	1
RECKLESS OP IN MOTOR VEHICLE	0	0		0	1
RESISTING ARREST	0	1		0	0
RSP	0	3		6	7
SALE MARIJUANA	0	2		0	0
SEX OFFENSES	1	1		0	0
SEX OFFENSES/EXCEPT RAPE-PROSTITUTION	0	0		2	2
SOLICITOR W/O PERMIT	0	1		0	2
THEFT-LARCENY/NON MOTOR VEHICLE	0	7		0	8
TOBACCO LAW	5	7		3	8
WEAPONS:CCW, POSSESSING, ETC.	1	4		1	2
<b>TOTALS</b>	<b>111</b>	<b>212</b>		<b>73</b>	<b>167</b>

**AUTO ACCIDENTS**  
**JULY 1 - SEPTEMBER 30, 2003**

<b>TYPE OF ACCIDENT</b>	<b>JULY - SEPT 2003</b>	<b>2003 YEAR TO DATE TOTAL</b>	<b>vs.</b>	<b>JULY - SEPT 2002</b>	<b>2002 YEAR TO DATE TOTAL</b>
FATAL	1	1		0	0
FATAL PRIVATE PROPERTY	0	0		0	0
PROPERTY DAMAGE	147	436		141	410
HIT SKIP	6	11		7	24
PRIVATE PROPERTY	28	82		33	103
PRIVATE PROPERTY HIT SKIP	3	10		3	8
INJURY ACCIDENT	58	151		49	127
INJURY HIT SKIP	0	3		0	2
PRIVATE PROPERTY INJURY	1	9		1	9
PRIVATE PROPERTY INJURY HIT SKIP	0	0		0	0
<b>TOTALS</b>	<b>244</b>	<b>703</b>		<b>234</b>	<b>683</b>

## **ACCIDENT ANALYSIS**

### **July - September 2003**

July 1, 2003 through September 30, 2003 there were 244 reported traffic accidents, resulting in an average 2.65 accidents/day. Compared to 2002, accidents increased 4.27% (2003 = 244; 2002 = 234).

Personal injury accidents accounted for 60 (24%) of the total, one of which was a fatality. Property damage accidents accounted for the majority of our activity with 153 reports (63%) being filed. Private property collisions accounted for 31 (13%) reports being filed.

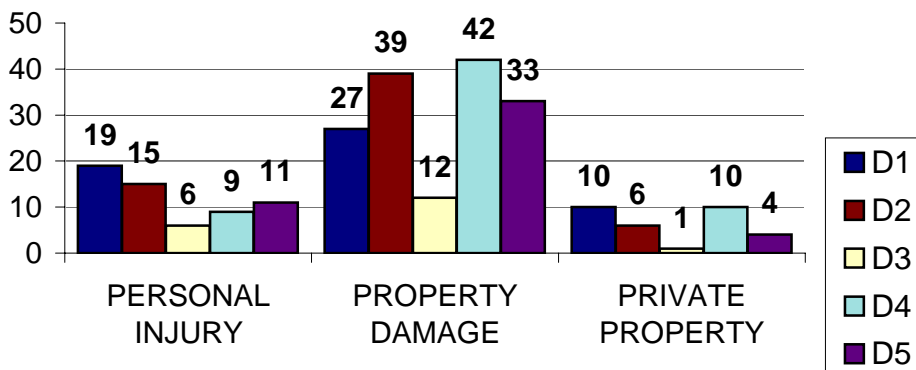
District 4 experienced the majority of accidents (61 or 25%). The second district with the most activity was District 2 (60 accidents or 24%). There were 56 collisions in District 1 (23%), 19 collisions in District 3 (8%) and in District 5, 48 accidents (20%). The busiest day of the week for accident activity for the reporting period was Tuesday with 49 accidents (20%) reported. The second busiest day was Wednesday with 41 accidents (17%) reported. Accident activity for the remaining days of the week are as follows: Sunday = 19 (8%), Monday = 37 (15%); Thursday = 39 (16%); Friday = 39 (16%); and Saturday = 20 (8%).

The most frequent contributing factor was Following Too Closely which accounted for 70 or 29% of the accidents. The next most recurrent contributing factor was Failure to Yield accounting for 35 or 14% of the accidents for the reporting period.

Seven (7) crashes were identified as having been alcohol related (3%). The drivers in these accidents were arrested and charged with OMVI. One hundred seventy (170) citations were issued to at fault drivers as a result of their accidents (70%).

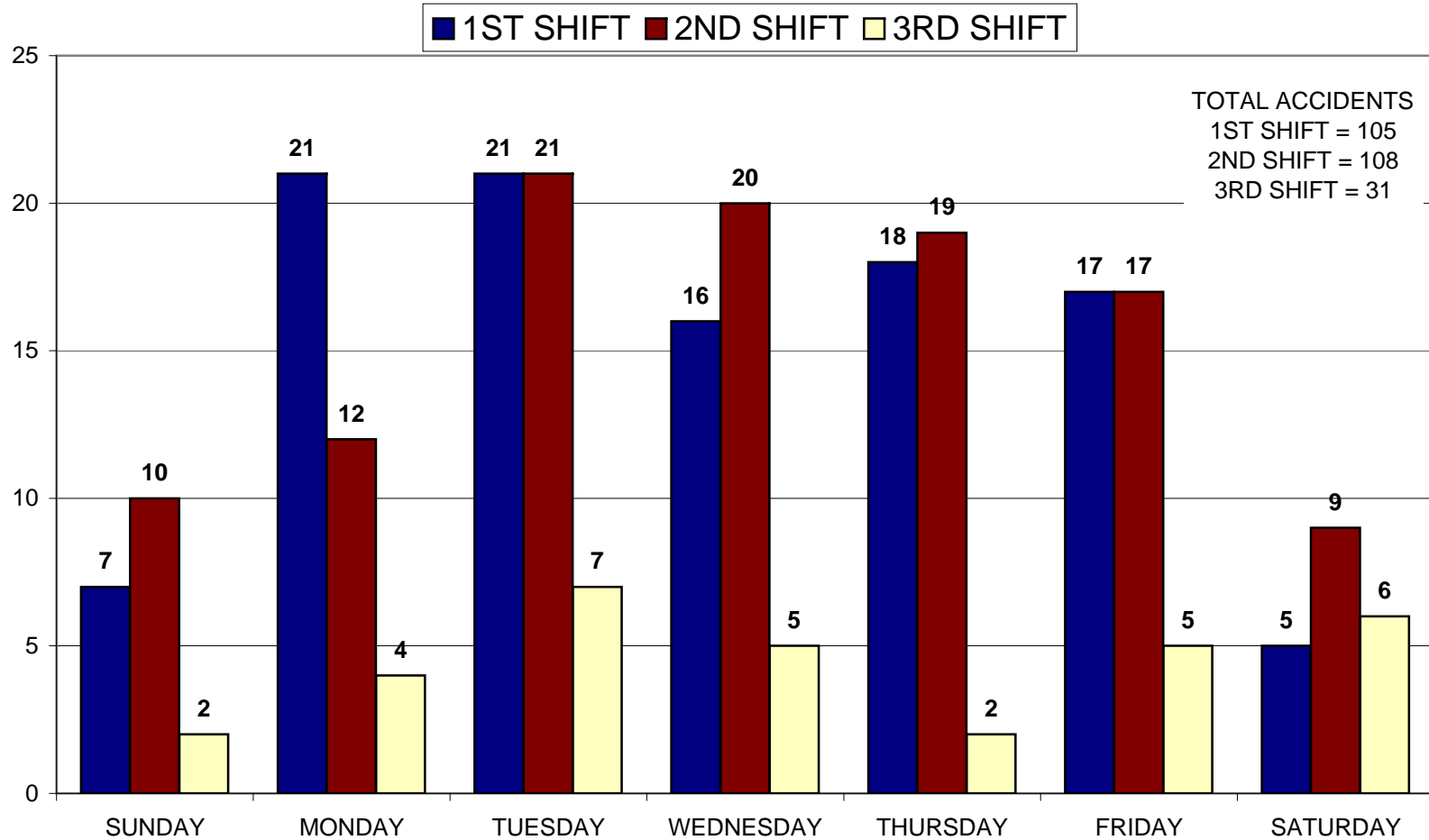
#### **ACCIDENTS BY DISTRICT & CLASSIFICATION**

<b>DISTRICT</b>	<b>PERSONAL INJURY</b>	<b>PROPERTY DAMAGE</b>	<b>PRIVATE PROPERTY</b>	<b>TOTAL</b>
<b>D1</b>	19	27	10	<b>56</b>
<b>D2</b>	15	39	6	<b>60</b>
<b>D3</b>	6	12	1	<b>19</b>
<b>D4</b>	9	42	10	<b>61</b>
<b>D5</b>	11	33	4	<b>48</b>
<b>TOTAL</b>	<b>60</b>	<b>153</b>	<b>31</b>	<b>244</b>



# ACCIDENTS BY DAY OF WEEK & SHIFT

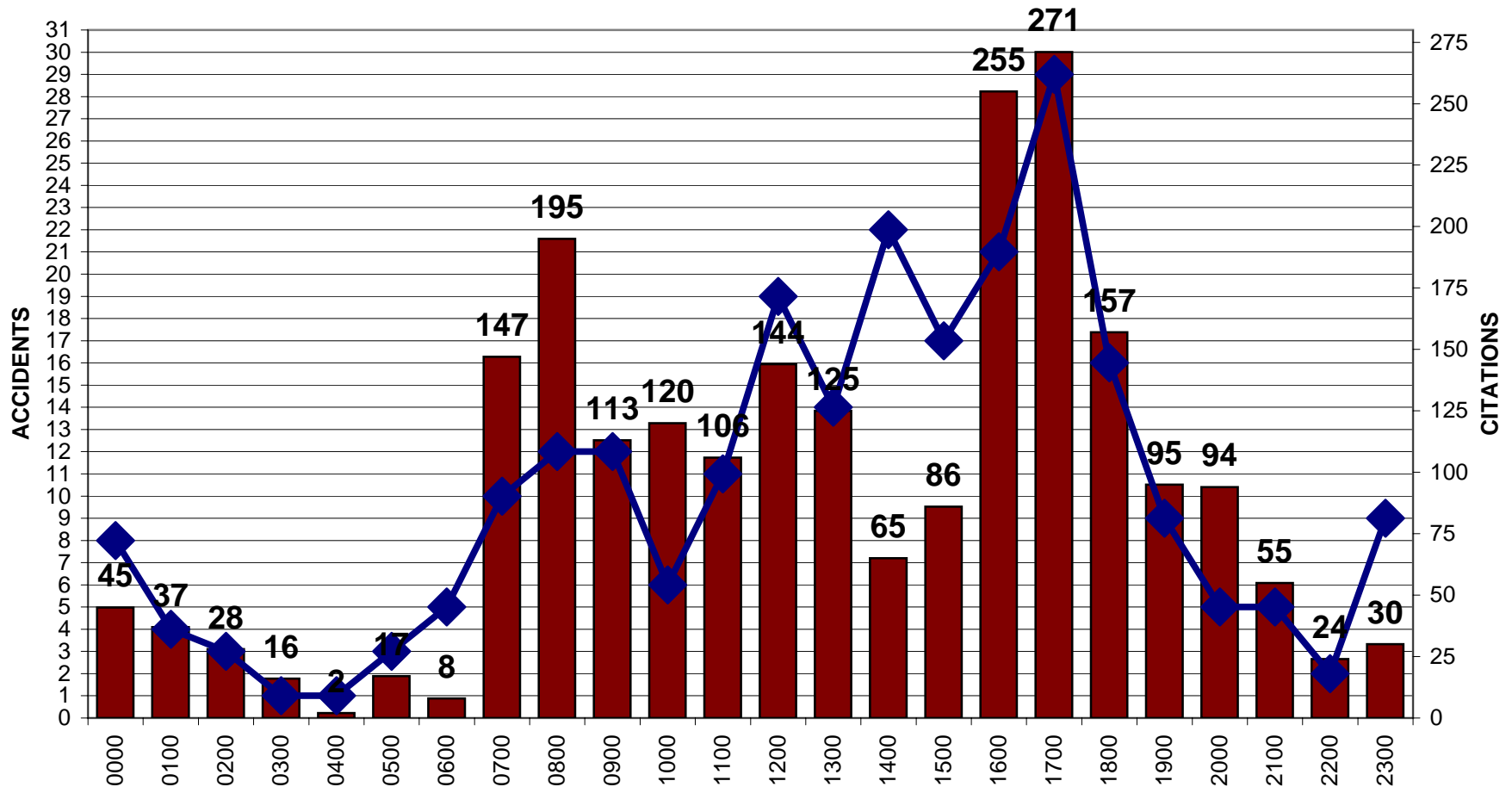
JULY 1 - SEPTEMBER 30, 2003



# ACCIDENTS & CITATIONS BY HOUR

JULY 1 THRU SEPTMBR 30, 2003

CITATIONS ACCIDENTS



# DETECTIVE SECTION

January – September 2003

## *CASE MANAGEMENT SUMMARY*

<b>Category</b>	<b>Year to Date 2003</b>
A. Cases for the Reporting Period:	1,263
B. New Cases Assigned for the Reporting Period:	174
C. Cases Assigned/Investigated by Patrol for the Reporting Period:	75
D. Cases Initially Inactivated for the Reporting Period:	558
E. Cases Active at the Start of the Reporting Period (Old Cases):	-
F. Cases Cleared for the Reporting Period:	147
1. Unfounded:	15
2. Inactive:	51
3. Cleared by Arrest/Charges Filed (Adult):	36
4. Cleared by Arrest/Charges Filed (Juvenile):	4
5. Exceptionally Cleared (Adult):	19
6. Exceptionally Cleared (Juvenile):	3
7. Administratively Closed:	19
G. Active Cases at the End of the Reporting Period:	-

## *ORGANIZED CRIME AND VICE*

<b>Organized Crime and Vice</b>	<b>Year To Date 2003</b>
Prostitution Cases for the Reporting Period:	0
Illegal Gambling Cases for the Reporting Period:	0
Illegal Use/Sale of Alcohol Cases/Charges for the Reporting Period:	61
Drug Related Cases/Charges for the Reporting Period:	59

## *JUVENILE CASE REFERRAL FUNCTION*

<b>Category</b>	<b>Year to Date 2003</b>
A. Juvenile Case Referrals forwarded to the Juvenile Function for the Reporting Period:	107
B. Juvenile Case Referrals Active at the Start of the Reporting Period (Old):	-
C. Juvenile Case Referrals Active at the End of the Reporting Period:	-
D. Juvenile Case Referral Dispositions:	104
1. Diversion/Office Level:	47
2. Juvenile Charges Filed:	33
3. No Further Action:	20
4. Referral to Other Agency:	0
5. Missing Persons/Runaways:	4

# COMMUNITY EDUCATION UNIT

July – September 2003

**Current concerns voiced by the community through civic association meetings, e-mail, phone calls, etc:**

In the third quarter of 2003 we received inquiries via e-mail regarding the following:

- 1 Traffic complaint
- 4 employment inquiries
- 3 requests for vacation house watches
- 7 general inquiries
- 3 reporting criminal activity
- 1 requesting information on sexual offenders
- 1 reporting an accident
- 1 training solicitation
- 1 parking complaint
- 1 requesting information on internships

**Potential problems identified that have a bearing on law enforcement activities:**

None

**Recommended actions that address previously identified concerns and problems:**

None

**Progress made towards addressing previously identified concerns and problems:  
(Also see progress on goals and objectives)**

N/A

**Community Relations and Crime Prevention:**

11 Speaker requests handled by Off. McKenna

**Neighborhood Watch Program:**

One training meeting with Balgriffin neighborhood watch association

**Operation KidPrint and Block Parent Programs:**

None

**Speaker's Bureau Commitments**

11 Speaker requests handled by Off. McKenna

**Personal Defense Program:**

6 8<sup>th</sup> grade classes

**DARE Program:**

See attached spreadsheet.

**Police Interns:**

None

**School Resource Officer Program:**

See attached spreadsheet.

**Operation Gunlock:**

None

**Miscellaneous Activity:**

None

