

**City of Dublin
Division of Police**

**Quarterly
Activity
Report**

**July –
September
2008**

DUBLIN DIVISION OF POLICE ACTIVITY SUMMARY

July – September 2008

Calls for Service:

| | | | | | |
|---|--|-------------------|-------------------|-------------------|---------------------|
| Total Calls for Service: 17,330 | Total Calls w/o Foot Patrol, Traffic Stops & Courtesy Calls*: 6,495* | | | | |
| Calls by District | | | | | |
| District 1 | District 2 | District 3 | District 4 | District 5 | District 0 • |
| 5,418 | 3,599 | 1,402 | 4,098 | 2,457 | 356 |
| 1,166* | 1,124* | 1,026* | 1,768* | 1,178* | 233* |
| 911 Calls: 7,054 | | | | | |
| Workload Analysis Information for <u>Districts 1 through 5*</u> | | | | | |
| <i>Total Calls for Service: 6,262</i> | | | | | |
| <i>Average Response Time: 5 minutes</i> | | | | | |
| <i>Average Total Time to Handle Calls: 24 minutes</i> | | | | | |
| *does not include traffic stops, foot patrols & courtesy calls | | | | | |
| • this district tracks all mutual aid calls to other jurisdictions or activity that occurs outside the city | | | | | |

Offense Reports:

| | | |
|---|---------------------|------------|
| Part I Crimes: 176 | Part II Crimes: 155 | Other: 104 |
| Total Offense Reports for July – September 2008: | | 435 |

Traffic & Criminal Citations

| | |
|-----------------------|--------------------|
| Traffic Total: 1,548 | Criminal Total: 32 |
| Municipal Code: 1,457 | |
| Ohio Revised Code: 65 | |
| Parking Citations: 26 | |

Arrests:

| | |
|--|----------------------------------|
| Number of Adults Arrested: 81 | Number of Juveniles Arrested: 54 |
| Total Persons Arrested July – September 2008: | |
| 135 | |

Arrest Charges:

| | |
|---|--------------|
| Adult: 116 | Juvenile: 65 |
| Total Charges July – September 2008: | |
| 181 | |

Accidents Reports:

| | | |
|--|------------|----------------------|
| Property Damage: 134 | Injury: 52 | Private Property: 45 |
| Total Accident Reports July – September 2008: | | |
| 231 | | |

Please see remainder of report for more detailed information.

DUBLIN DIVISION OF POLICE ACTIVITY SUMMARY

January – September 2008

Calls for Service:

| | | | | | |
|---|---|-------------------|-------------------|-------------------|---------------------|
| Total Calls for Service: 48,974 | Total Calls w/o Foot Patrol, Traffic Stops & Courtesy Calls*: 18,708* | | | | |
| Calls by District | | | | | |
| District 1 | District 2 | District 3 | District 4 | District 5 | District 0 • |
| 13,655 | 10,236 | 4,404 | 12,067 | 7,541 | 1,071 |
| 3,447* | 3,281* | 3,108* | 4,734* | 3,467* | 671 |
| 911 Calls: 11,903 | | | | | |
| Workload Analysis Information for <u>Districts 1 through 5</u>* | | | | | |
| <i>Total Calls for Service: 18,037 Average Response Time: 5 minutes</i> | | | | | |
| <i>Average Total Time to Handle Calls: 24 minutes</i> | | | | | |
| *does not include traffic stops, foot patrols & courtesy calls | | | | | |
| • this district tracks all mutual aid calls to other jurisdictions or activity that occurs outside the city | | | | | |

Offense Reports:

| | | |
|--|---------------------|------------|
| Part I Crimes: 545 | Part II Crimes: 482 | Other: 283 |
| Total Offense Reports for January – September 2008: 1,310 | | |

Traffic & Criminal Citations

| | |
|------------------------|--------------------|
| Traffic Total: 5,225 | Criminal Total: 94 |
| Municipal Code: 4,888 | |
| Ohio Revised Code: 244 | |
| Parking Citations: 93 | |

Arrests:

| | |
|---|-----------------------------------|
| Number of Adults Arrested: 298 | Number of Juveniles Arrested: 173 |
| Total Persons Arrested January – September 2008: 471 | |

Arrest Charges:

| | |
|--|---------------|
| Adult: 328 | Juvenile: 221 |
| Total Charges January – September 2008: 549 | |

Accident Reports:

| | | |
|---|-------------|-----------------------|
| Property Damage: 399 | Injury: 247 | Private Property: 134 |
| Total Accident Reports January – September 2008: 780 | | |

Authorized Strength – 2008

Full-Time Personnel

| STAFFING TABLE | SWORN Authorized 69 | | | | | CIVILIAN Authorized 25 | | | | | |
|----------------------------------|------------------------|----|-----|-----|----------------|---------------------------|-------------|-----------|------------|------------|-------------|
| | Chief | Lt | Sgt | Cpl | Police Officer | Tech Svcs Comm | Comm Supvrs | Comm Tech | Admin Spec | Staff Asst | Office Asst |
| Number Authorized | 1 | 2 | 7 | 6 | 53 | 1 | 2 | 15 | 1 | 1 | 5 |
| Number Actual | 1 | 2 | 7 | 6 | 47* | 1 | 2 | 12* | 1 | 1 | 4* |
| Office of the Chief | 1 | | | | | | | | 1 | | |
| Operations Bureau | | | | | | | | | | | |
| Commander | | 1 | | | | | | | | | |
| Patrol Sergeant | | | 3 | | | | | | | | |
| Traffic Unit Sgt | | | 1 | | | | | | | | |
| Corporal | | | | 6 | | | | | | | |
| Patrol Officer | | | | | 29* | | | | | | |
| Canine Officer | | | | | 1 | | | | | | |
| Crime Analysis Officer | | | | | 1 | | | | | | |
| Traffic Unit Officer | | | | | 4 | | | | | | |
| Officer(s) in Training | | | | | | | | | | | |
| Services Bureau | | | | | | | | | | | |
| Commander | | 1 | | | | | | | | | |
| Detective Sergeant | | | 1 | | | | | | | | |
| Detective | | | | | 3 | | | | | | |
| Juvenile Officer | | | | | 1 | | | | | | |
| Community Ed Unit Sgt | | | 1 | | | | | | | | |
| Community Ed Unit Officer | | | | | 8 | | | | | | |
| Staff Assistant | | | | | | | | | | 1 | |
| Technical Services Bureau | | | | | | | | | | | |
| Commander | | | | | | 1 | | | | | |
| Training/Accreditation Sgt | | | 1 | | | | | | | | |
| Communications Supervisor | | | | | | | 2 | | | | |
| Communications Technician | | | | | | | | 12* | | | |
| Property Technician | | | | | | | | | | | 1 |
| Office Assistant | | | | | | | | | | | 3* |

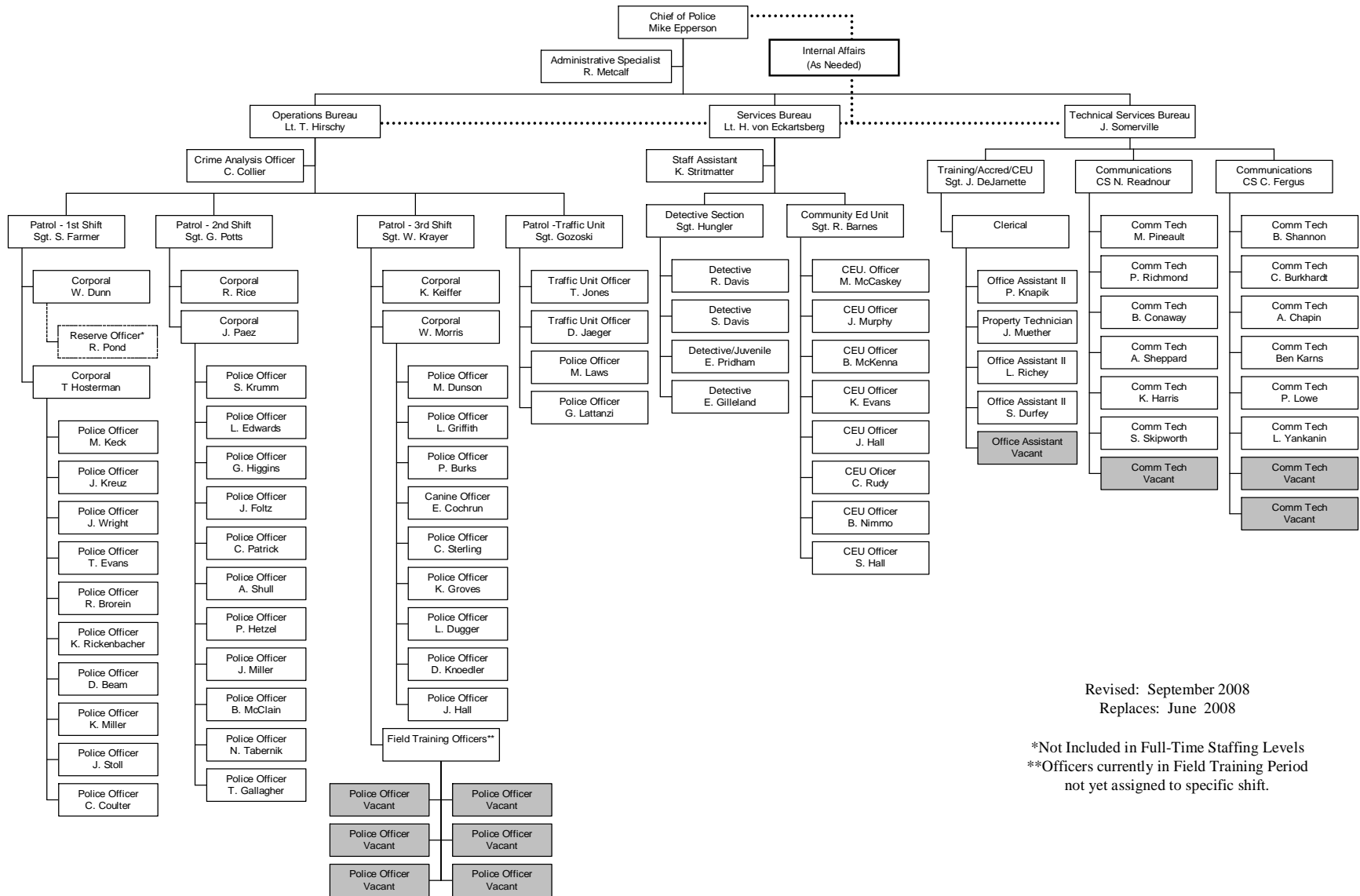
*below authorized staffing level

Reserves

| | |
|--------------------------|----|
| Number Authorized | 10 |
| Number Actual | 1* |
| Reserve Officer | 1* |

City of Dublin - Division of Police

Organizational Chart - Standard 11.1.2



Revised: September 2008
Replaces: June 2008

*Not Included in Full-Time Staffing Levels
**Officers currently in Field Training Period
not yet assigned to specific shift.

DIVISION ACTIVITY

CALLS FOR SERVICE

District 1

Includes all areas within the city limits that are south and east of Interstate 270 and west of the Scioto River. Also includes I270 northbound from US 33 westbound ramp up to Sawmill Road.

District 2

Includes all areas within the city limits that are east of the Scioto River, west of Sawmill Road, south of the Delaware County Line and north of Martin Road. Also includes I270 westbound from Sawmill Road to US 33 and the ramp from I270 southbound to US 33 westbound.

District 3

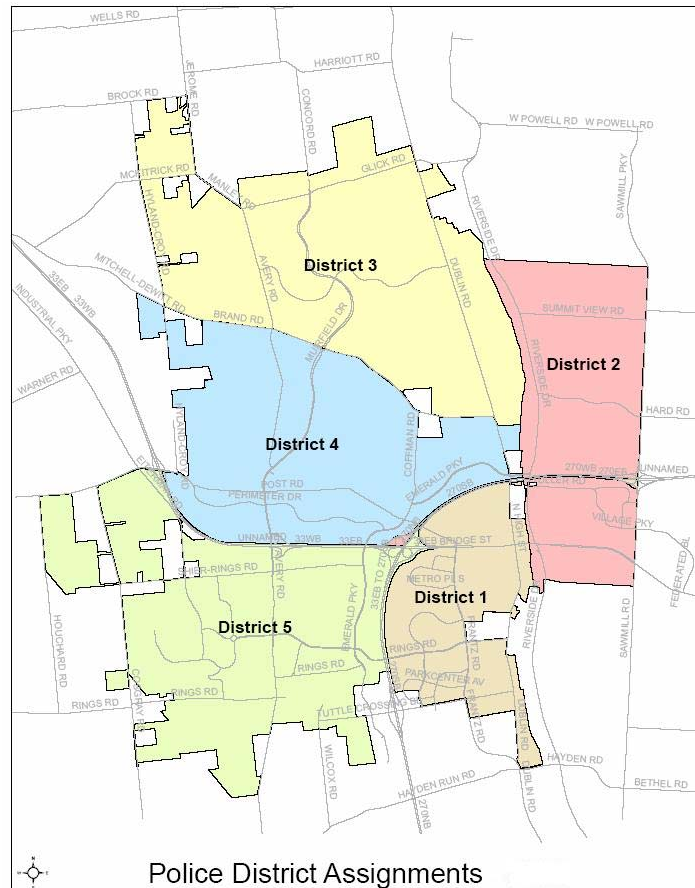
Includes all areas within the city limits that are north of Brand Road and west of the Scioto River. All addresses that are within the city limits on Brand Road including the intersections of Brand Road/Muirfield Drive and Brand Road/Dublin Road are covered by this district.

District 4

This district includes all areas within the city limits that are south of Brand Road, north of US 33 and west of Interstate I270, Browning Court and Dublin Road. Addresses that are south of Brand Road to the I270 overpass that are within the city limits are part of District 4.

District 5

This area includes all areas within the city limits that are south of the north edge of US 33 and west of I270. This area also covers both northbound and southbound lanes of I270 between Tuttle Crossing and US 33 and all ramps to and from I270 south of US 33.



NOTE: The following is a breakdown of calls for service. They represent initial reports. The number of actual offenses may be different after officer's investigation.

WORKLOAD ANALYSIS REPORT

July – September 2008

The July through September 2008 Workload Analysis Report reflects a total of 6,262 calls for service. This figure does not include traffic stops, foot patrols or courtesy cards initiated by officers or activity occurring in District 0 (calls outside city limits/mutual aid). The average response time for calls was five (5) minutes from the time the call was received by our communications technician until the first responding officer arrived on the scene. The average time to reach a disposition and clear the call was twenty-four (24) minutes.

The Workload Analysis Report also allows us to track activity levels by hour by day. We analyze this data to determine our staffing levels for patrol shifts. By reviewing our Workload Analysis Report, you can see that our busiest hour of activity was between 9:00 AM and 10:00 AM. Five hundred three (503) calls for service were received during this time frame. The next busiest hour was between 3:00 PM and 4:00 PM when 439 calls for service were received. The ability to obtain this type of data is critical to effectively staff our patrol shifts.

While reviewing this report it is important to note that various factors can influence average response times. "Stacking" of calls where lower priority calls are held so that calls of a more urgent nature can be dispatched and responded to commonly occurs. "Cross dispatching" where an officer is dispatched out of district to a call will also increase response time. Low priority calls that are received during roll call/shift change negate an immediate response from patrol officers thus increasing response times.

As a matter of practice, we like to keep our average response time for all calls occurring inside the City under ten (10) minutes. As previously stated, there are certain incidents where that becomes impossible. However, our goal is realistic and as demonstrated by the July through September 2008 report was met. In an effort to assist the reader in reviewing the Workload Analysis Report the following is a list of some relevant interpretations for review.

District 1 Totals

| | |
|-------|-------------------------------------|
| 1,166 | Calls for Service |
| 4 | minute average response time |
| 25 | minute average time to resolve call |

District 2 Totals

| | |
|-------|-------------------------------------|
| 1,124 | Calls for Service |
| 6 | minute average response time |
| 26 | minute average time to resolve call |

District 3 Totals

| | |
|-------|-------------------------------------|
| 1,026 | Calls for Service |
| 7 | minute average response time |
| 24 | minute average time to resolve call |

District 4 Totals

| | |
|-------|-------------------------------------|
| 1,768 | Calls for Service |
| 5 | minute average response time |
| 25 | minute average time to resolve call |

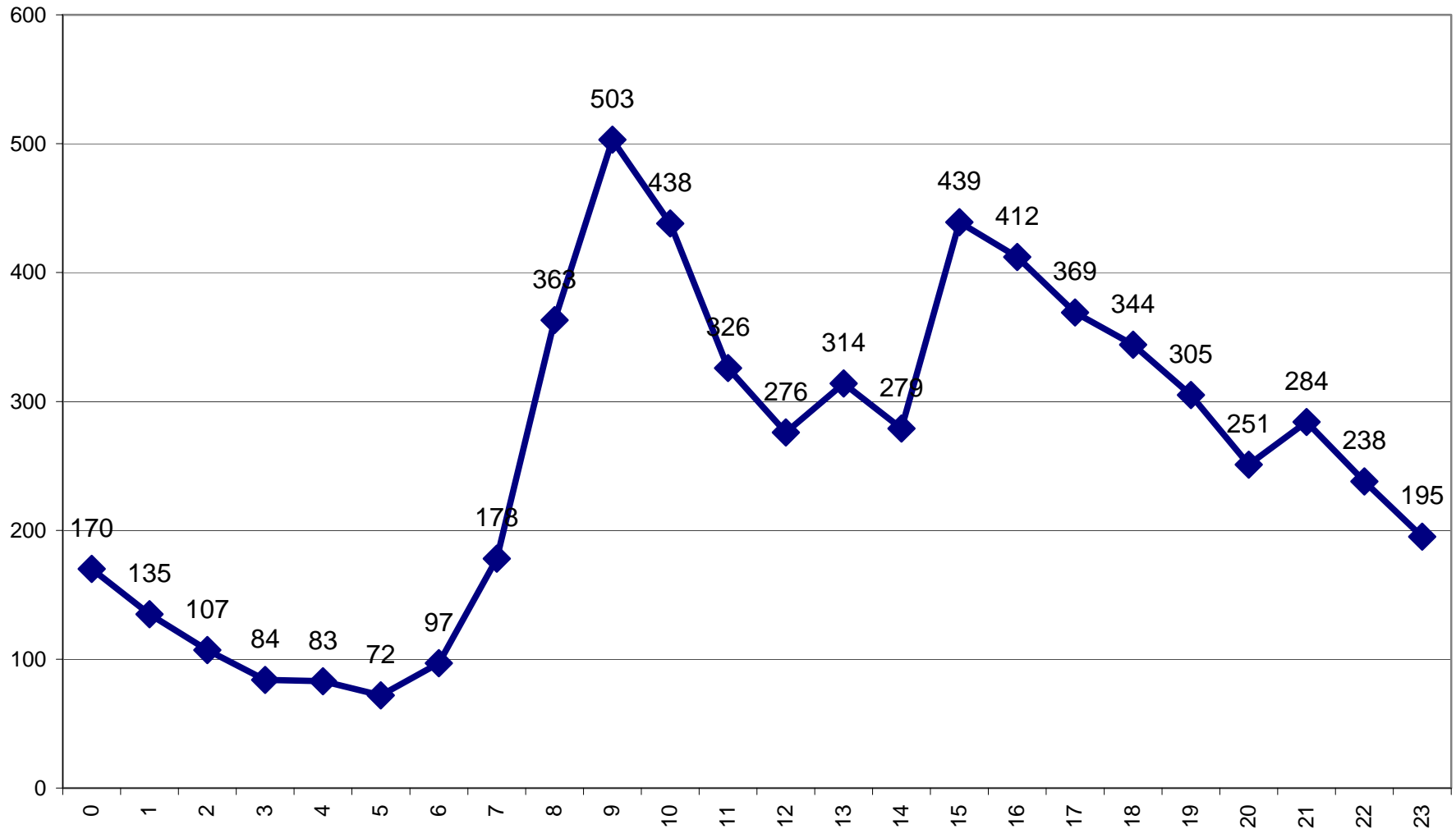
District 5 Totals

| | |
|-------|-------------------------------------|
| 1,178 | Calls for Service |
| 6 | minute average response time |
| 20 | minute average time to resolve call |

Total Calls for Service

| | |
|-------|-------------------------------------|
| 6,262 | Calls for Service |
| 5 | minute average response time |
| 24 | minute average time to resolve call |

Calls for Service by Time of Day July - September 2008



WORKLOAD ANALYSIS REPORT

January - September 2008

The January through September 2008 Workload Analysis reflects a total of 18,037 calls for service. This figure does not include traffic stops, foot patrols or courtesy cards initiated by officers or activity occurring in District 0 (calls outside city limits/mutual aid). The average response time for calls was five (5) minutes from the time the call was received by our communications technician until the first responding officer arrived on the scene. The average time to reach a disposition and clear the call was twenty-four (24) minutes.

The Workload Analysis also allows us to track activity levels by hour by day. We analyze this data to determine our staffing levels for patrol shifts. By reviewing our Workload Analysis Graph on the following page, you can see that our busiest hour of activity was between 9AM and 10AM. One thousand five hundred seventy-four (1,574) calls for service were received during this time frame. The next busiest hour was between 3PM and 4PM when 1,408 calls for service were received. The ability to obtain this type of data is critical to effectively staff our patrol shifts.

While reviewing this report it is important to note that various factors can influence average response times. "Stacking" of calls where lower priority calls are held so that calls of a more urgent nature can be dispatched and responded to commonly occur. "Cross dispatching" where an officer is dispatched out of district to a call will also increase response time. Low priority calls that are received during roll call/shift change negate an immediate response from patrol officers thus increasing response times.

As a matter of practice, we like to keep our average response time for all calls occurring inside the City under ten (10) minutes. As previously stated, there are certain incidents where that becomes impossible. However, our goal is realistic and as demonstrated by the January through September 2008 report, was met. The following is a break down of calls for service by district with the overall total calls, average response time and average time to resolve the call:

District 1 Totals

3,447 Calls for Service
5 minute average response time
24 minute average time to resolve call

District 4 Totals

4,734 Calls for Service
5 minute average response time
21 minute average time to resolve call

District 2 Totals

3,281 Calls for Service
5 minute average response time
26 minute average time to resolve call

District 5 Totals

3,467 Calls for Service
5 minute average response time
21 minute average time to resolve call

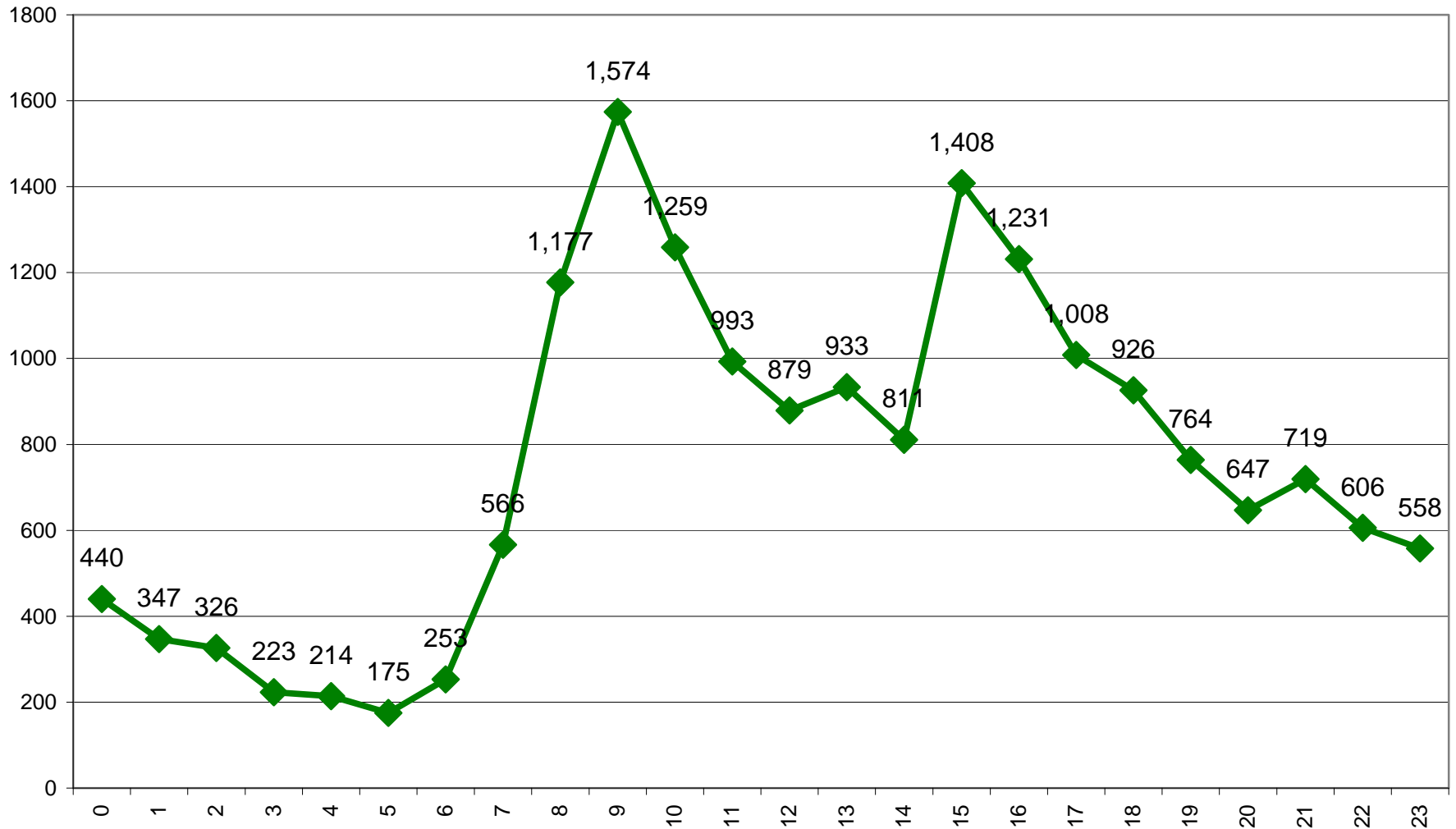
District 3 Totals

3,108 Calls for Service
6 minute average response time
21 minute average time to resolve call

Total Calls for Service

18,037 Calls for Service
5 minute average response time
24 minute average time to resolve call

Calls for Service by Time of Day January - September 2008



DETECTIVE SECTION

July – September 2008

CASE MANAGEMENT SUMMARY

| Category | July | Aug | Sept | 2008 YTD |
|--|------|-----|------|----------|
| A. Cases for the Reporting Period: | 161 | 119 | 112 | 1,161 |
| B. New Cases Assigned for the Reporting Period: | 24 | 24 | 35 | 222 |
| C. Cases Assigned/Investigated by Patrol for the Reporting Period: | 5 | 5 | 10 | 74 |
| D. Cases Initially Inactivated for the Reporting Period: | 22 | 28 | 15 | 130 |
| E. Cases Active at the Start of the Reporting Period (Old Cases): | 50 | 50 | 47 | --- |
| F. Cases Cleared for the Reporting Period: | 31 | 31 | 27 | 208 |
| 1. Unfounded: | 2 | 2 | 1 | 12 |
| 2. Inactive: | 14 | 14 | 8 | 92 |
| 3. Cleared by Arrest/Charges Filed (Adult): | 2 | 2 | 8 | 39 |
| 4. Cleared by Arrest/Charges Filed (Juvenile): | 1 | 1 | 0 | 9 |
| 5. Exceptionally Cleared (Adult): | 9 | 9 | 5 | 29 |
| 6. Exceptionally Cleared (Juvenile): | 0 | 0 | 0 | 0 |
| 7. Administratively Closed: | 3 | 3 | 5 | 27 |
| G. Active Cases at the End of the Reporting Period: | 43 | 43 | 55 | --- |

Total successfully cleared cases year to date = 37%

ORGANIZED CRIME AND VICE

| Organized Crime and Vice | July | Aug | Sept | 2008 YTD |
|---|------|-----|------|----------|
| Prostitution Cases for the Reporting Period: | 0 | 0 | 0 | 0 |
| Illegal Gambling Cases for the Reporting Period: | 0 | 0 | 0 | 0 |
| Illegal Use/Sale of Alcohol Cases/Charges for the Reporting Period: | 5 | 9 | 2 | 45 |
| Drug Related Cases/Charges for the Reporting Period: | 0 | 2 | 0 | 36 |
| Detective Bureau Initiated Drug Cases | 0 | 0 | 0 | 6 |

JUVENILE CASE REFERRAL FUNCTION

| Category | July | Aug | Sept | 2008 YTD |
|---|------|-----|------|----------|
| A. Juvenile Case Referrals forwarded to the Juvenile Function for the Reporting Period: | 6 | 6 | 14 | 125 |
| B. Juvenile Case Referrals Active at the Start of the Reporting Period (Old): | 6 | 6 | 7 | --- |
| C. Juvenile Case Referrals Active at the End of the Reporting Period: | 6 | 6 | 16 | --- |
| D. Juvenile Case Referral Dispositions: | 6 | 6 | 5 | 118 |
| 1. Diversion/Office Level: | 0 | 0 | 3 | 70 |
| 2. Juvenile Charges Filed: | 1 | 1 | 2 | 19 |
| 3. No Further Action: | 5 | 5 | 0 | 29 |
| 4. Referral to Other Agency: | 0 | 0 | 0 | 0 |
| 5. Missing Persons/Runaways: | 0 | 0 | 4 | 17 |

COMMUNITY EDUCATION UNIT

July – September 2008

Current concerns voiced by the community through civic association meetings, e-mail, phone calls, etc:

15 via email

Over 200 inquiries and requests via telephone

The most common inquiries were;

1. Request for services, i.e., tours of the Dublin Justice Center, Speaker/Activity Requests.
2. General questions about law enforcement.

Potential problems identified that have a bearing on law enforcement activities:

Traffic related problems on roadways due to weather and volume.

Planning for and responding to traffic problems related to severe winter weather.

Maintain levels of crime and prevent increases or emergence of serious crime.

Recommended actions that address previously identified concerns and problems:

Complete traffic education, prevention and enforcement efforts.

Use crime analysis in order to target resources in order to maximize prevention and enforcement efforts.

Complete related and supporting organizational and individual training.

Progress made towards addressing previously identified concerns and problems:

(Also see progress on goals and objectives)

Prevention and patrol efforts directed toward reducing the thefts.

Traffic enforcement efforts directed at targeted areas of concern.

All division sections have made positive progress on stated 2008 objectives.

Effective police response and service evidenced by police quality of service survey.

Community Relations and Crime Prevention Events:

20 Speaker/Activity Requests completed

Distributed “Anti-Theft Stickers” to local hotels

Completed fingerprinting services for residents and corporate employees.

Delivered the “Street Safe” Program for juvenile traffic offenders.

Delivered the Safe Escape Program at the Dublin Community Recreation Center

Conducted self-defense classes for residents and corporations

Conducted numerous crime prevention activities

Completed a Teen Driver Roadeo in partnership with other community groups

Neighborhood Watch Program:

Distributed a Neighborhood Watch “Starter Kit” for local groups.

3 meetings attended and distribution of related information to several residents

Operation KidPrint and Block Parent Programs:

Promoted the Block Parent Program at local events.

Provided “Kid Facts Kits” at several community events and directly to residents.

Speaker’s Bureau Commitments

20 Speaker/Activity Requests completed

Personal Defense Program:

Promoted program at community events
 Delivered customized programs to corporate residents

Police Interns:

Planned for October 2008

Operation Gunlock:

Gunlocks distributed at community events.

D.A.R.E. and School Resource Officer Programs

School program information will be included in the 2008 annual report

QUALITY OF SERVICE SURVEY

| CALLS FOR SERVICE SURVEY | | | | | | | |
|---|-----------------------|-----------------------|--------------|--------------------------|--------------------------|-------------------|------------|
| Question | Strongly Agree | Somewhat Agree | Agree | Somewhat Disagree | Strongly Disagree | Don't Know | N/A |
| 1. Any on-going investigation of your situation has been thoroughly and professionally handled. | 13 | 2 | 2 | 1 | 0 | 2 | 4 |
| 2. Your situation was handled within a reasonable amount of time. | 18 | 1 | 3 | 0 | 0 | 0 | 0 |
| 3. The level of service received met your expectations. | 15 | 2 | 3 | 0 | 1 | 1 | 0 |
| 4. The services provided were responsive to your situation and helpful. | 15 | 2 | 3 | 1 | 1 | 0 | 0 |
| 5. Your overall perception of the Dublin Division of Police is positive. | 14 | 4 | 2 | 0 | 2 | 0 | 0 |
| 6. The efforts of the Dublin Police have made the city a safer place to live and work. | 15 | 2 | 1 | 0 | 0 | 3 | 0 |
| 7. Neighborhood Watch and other crime prevention activities are important. | 14 | 2 | 1 | 0 | 0 | 7 | 0 |
| 8. The Dublin Division of Police adequately publicizes the safety and crime prevention programs offered to the community. | 9 | 3 | 3 | 1 | 0 | 6 | 0 |
| Total Sent | 100 | | | | | | |
| Total Received | 22 | | | | | | |
| Sample of Comments: | | | | | | | |
| "Need more speed control on Tullymore Drive and Muirfield Drive." | | | | | | | |
| "The Dublin Police were involved with an incident with my daughter – and handled the situation well." | | | | | | | |
| " The Dublin Police force does an outstanding job." | | | | | | | |

| TRAFFIC STOP SURVEY | | | | | | | |
|---|-----------------------|-----------------------|--------------|--------------------------|--------------------------|-------------------|------------|
| Question | Strongly Agree | Somewhat Agree | Agree | Somewhat Disagree | Strongly Disagree | Don't Know | N/A |
| 1. The officer(s) were professional and courteous during the traffic stop. | 8 | 2 | 3 | 1 | 1 | 0 | 0 |
| 2. The traffic stop was reasonable and it was clear why you were stopped. | 7 | 0 | 4 | 0 | 4 | 0 | 0 |
| 3. The officer(s) explained the reason for the stop and answered questions. | 7 | 2 | 3 | 2 | 1 | 0 | 0 |
| 4. The officer(s) explained the citation and court/payment procedures. | 8 | 1 | 5 | 0 | 1 | 0 | 0 |
| 5. The amount of time the traffic stop lasted was reasonable. | 7 | 0 | 7 | 0 | 0 | 1 | 0 |
| Total Sent | 100 | | | | | | |
| Total Received | 15 | | | | | | |
| Sample of Comments: "I could not have asked for a nicer police officer- who gave me a ticket (grin)." | | | | | | | |

| WEB BASED QUALITY OF SERVICE SURVEY | | | | | | | |
|---|-----------------------|-----------------------|--------------|--------------------------|--------------------------|-------------------|------------|
| Question | Strongly Agree | Somewhat Agree | Agree | Somewhat Disagree | Strongly Disagree | Don't Know | N/A |
| 1. Any on-going investigation of your situation has been thoroughly and professionally handled. | 3 | 1 | 2 | 2 | 2 | 1 | 0 |
| 2. Your situation was handled within a reasonable amount of time. | 4 | 0 | 2 | 4 | 0 | 1 | 0 |
| 3. The level of service received met your expectations. | 4 | 1 | 1 | 1 | 3 | 1 | 0 |
| 4. The services provided were responsive to your situation and helpful. | 4 | 1 | 0 | 4 | 1 | 1 | 0 |
| 5. Your overall perception of the Dublin Division of Police is positive. | 6 | 1 | 2 | 2 | 0 | 0 | 0 |
| 6. The efforts of the Dublin Police have made the city a safer place to live and work. | 9 | 1 | 1 | 0 | 0 | 0 | 0 |
| 7. Neighborhood Watch and other crime prevention activities are important. | 4 | 3 | 1 | 1 | 1 | 1 | 0 |
| 8. The Dublin Division of Police adequately publicizes the safety and crime prevention programs offered to the community. | 7 | 2 | 1 | 1 | 0 | 0 | 0 |
| Total Received | 11 | | | | | | |
| Sample of Comments: | | | | | | | |

CALLS FOR SERVICE SUMMARY
JULY 1 - SEPTEMBER 30, 2008

| CODE# & DESCRIPTION | DISTRICTS | | | | | DISTRICT 0 | JULY-SEPT 2008 TOTAL | 2008 TOTAL | JULY-SEPT 2007 TOTAL | 2007 TOTAL |
|------------------------------|-----------|-------|-----|-----|-----|----------------------------|-------------------------|---------------|-------------------------|---------------|
| | 001 | 002 | 003 | 004 | 005 | MUTUAL AID OUTSIDE CITY | | | | |
| 2-ACCIDENT | 42 | 40 | 22 | 37 | 49 | 7 | 197 | 666 | 244 | 720 |
| 2A-HIT SKIP | 7 | 8 | 4 | 8 | 4 | 1 | 32 | 136 | 41 | 147 |
| 2P-ACCIDENT PRIV PROP | 15 | 15 | 3 | 22 | 4 | 0 | 59 | 179 | 54 | 163 |
| 4-ACCIDENT INJURY | 13 | 12 | 8 | 9 | 16 | 1 | 59 | 201 | 77 | 194 |
| 4A-HIT SKIP INJURY | 0 | 0 | 0 | 0 | 0 | 0 | 0 | 3 | 4 | 6 |
| 4P-ACCIDENT PRIV PROP INJURY | 0 | 1 | 0 | 1 | 0 | 0 | 2 | 4 | 4 | 6 |
| 4F-ACCIDENT FATAL | 0 | 0 | 0 | 0 | 0 | 0 | 0 | 4 | 0 | 2 |
| 8-ASSAULT | 0 | 6 | 2 | 6 | 2 | 0 | 16 | 54 | 13 | 45 |
| 8A-MENACING THREATS | 3 | 2 | 3 | 5 | 3 | 0 | 16 | 48 | 16 | 63 |
| 8B-TELEPHONE HARASSMENT | 4 | 4 | 5 | 10 | 9 | 0 | 32 | 92 | 37 | 106 |
| 10-ASSIST OTHER UNIT | 4 | 7 | 7 | 5 | 7 | 59 | 89 | 264 | 80 | 268 |
| 12-BURGLARY | 1 | 9 | 5 | 12 | 5 | 1 | 33 | 97 | 37 | 130 |
| 12AL-BURGLAR ALARM | 141 | 127 | 135 | 156 | 121 | 0 | 680 | 1,976 | 623 | 1,908 |
| 12B-OPEN DOOR | 6 | 9 | 3 | 12 | 5 | 0 | 35 | 122 | 94 | 271 |
| 13-MISC CALL | 22 | 18 | 23 | 77 | 21 | 5 | 166 | 500 | 198 | 498 |
| 13T-PRISONER TRANSPORT | 0 | 1 | 0 | 2 | 0 | 9 | 12 | 34 | 12 | 38 |
| 13B-BANK ESCORT | 0 | 0 | 0 | 7 | 0 | 0 | 7 | 7 | 4 | 4 |
| 14-FRAUD/BAD CHECK | 11 | 8 | 10 | 17 | 11 | 0 | 57 | 135 | 59 | 173 |
| 15-WARRANT SERVICE | 2 | 2 | 1 | 14 | 1 | 19 | 39 | 142 | 51 | 167 |
| 16-DOA | 1 | 0 | 1 | 3 | 0 | 0 | 5 | 15 | 4 | 9 |
| 16A-DEAD ANIMAL | 5 | 1 | 2 | 6 | 4 | 0 | 18 | 40 | 17 | 55 |
| 18-DOG BITE | 0 | 0 | 2 | 0 | 0 | 0 | 2 | 8 | 5 | 12 |
| 18A-ANIMAL COMPLAINT | 10 | 12 | 11 | 21 | 10 | 0 | 64 | 208 | 91 | 231 |
| 18B-BARKING DOG | 4 | 0 | 7 | 6 | 0 | 0 | 17 | 53 | 16 | 52 |
| 20-DOMESTIC | 8 | 5 | 11 | 13 | 1 | 0 | 38 | 171 | 45 | 121 |
| 22-DROWNING | 0 | 0 | 0 | 0 | 0 | 0 | 0 | 0 | 0 | 1 |
| 24-INTOXICATED PERSON | 5 | 7 | 1 | 16 | 1 | 0 | 30 | 56 | 30 | 80 |
| 24A-OMVI | 17 | 30 | 11 | 16 | 35 | 26 | 135 | 393 | 143 | 411 |
| 26-FIGHT | 2 | 1 | 0 | 3 | 1 | 0 | 7 | 31 | 17 | 38 |
| 28-FIRE RUN | 1 | 3 | 1 | 4 | 4 | 0 | 13 | 40 | 18 | 55 |
| 29-EMS RUN | 5 | 5 | 5 | 4 | 2 | 0 | 21 | 61 | 39 | 69 |
| 30-VICE COMPLAINT | 0 | 0 | 0 | 0 | 0 | 0 | 0 | 0 | 0 | 1 |
| 34-JUVENILE COMPLAINT | 10 | 14 | 22 | 65 | 13 | 0 | 124 | 310 | 119 | 337 |
| 36-THEFT | 51 | 47 | 28 | 72 | 30 | 2 | 230 | 621 | 248 | 771 |
| 36B-FOUND PROPERTY | 15 | 10 | 20 | 48 | 16 | 2 | 111 | 245 | 89 | 232 |
| 36C-COURTESY CARD | 2,480 | 1,310 | 214 | 884 | 407 | 3 | 5,298 | 12,560 | 1,912 | 5,775 |
| 38-MISSING PERSON | 1 | 2 | 1 | 20 | 0 | 0 | 24 | 59 | 30 | 59 |
| 38A-MISSING PERSON RETURNED | 0 | 0 | 0 | 1 | 0 | 0 | 1 | 22 | 1 | 8 |
| 40-PERSON WITH GUN | 1 | 0 | 0 | 2 | 0 | 0 | 3 | 12 | 3 | 11 |
| 40A-PERSON WITH KNIFE | 0 | 1 | 0 | 3 | 0 | 0 | 4 | 6 | 0 | 2 |
| 42-UNKNOWN CIRCUMSTANCES | 1 | 0 | 0 | 2 | 3 | 0 | 6 | 22 | 9 | 21 |
| 42A-911 HANG UP | 82 | 56 | 18 | 61 | 41 | 0 | 258 | 818 | 232 | 751 |
| 46-PROWLER | 0 | 0 | 2 | 4 | 3 | 0 | 9 | 20 | 4 | 11 |
| 48-RAPE | 2 | 1 | 0 | 3 | 2 | 0 | 8 | 21 | 4 | 12 |
| 48B-SEX OFFENSE | 3 | 2 | 0 | 2 | 0 | 1 | 8 | 20 | 7 | 11 |
| 50-ROBBERY | 2 | 1 | 0 | 2 | 0 | 0 | 5 | 10 | 2 | 10 |
| 50AL-ROBBERY ALARM | 12 | 21 | 13 | 19 | 8 | 0 | 73 | 174 | 62 | 159 |
| 52-SHOOTING | 0 | 0 | 0 | 0 | 0 | 0 | 0 | 0 | 1 | 1 |
| 52A-SHOTS FIRED | 2 | 2 | 1 | 0 | 0 | 0 | 5 | 15 | 5 | 11 |
| 54-STABBING | 0 | 0 | 0 | 1 | 0 | 0 | 1 | 1 | 0 | 0 |
| 56-STOLEN VEHICLE | 2 | 1 | 3 | 2 | 1 | 0 | 9 | 30 | 11 | 34 |
| 56B-RECOVERED STOLEN VEHICLE | 0 | 2 | 1 | 6 | 0 | 2 | 11 | 23 | 9 | 20 |
| 58-SUICIDE | 0 | 0 | 0 | 0 | 0 | 0 | 0 | 0 | 1 | 2 |
| 58A-SUICIDE ATTEMPT | 1 | 0 | 4 | 2 | 6 | 0 | 13 | 53 | 18 | 46 |
| 60A-SUSP VEHICLE | 25 | 28 | 16 | 29 | 22 | 0 | 120 | 359 | 164 | 467 |
| 60-SUSPICIOUS PERSON | 78 | 75 | 53 | 112 | 56 | 4 | 378 | 990 | 401 | 1,128 |
| 61-HOUSE CHECK | 178 | 167 | 278 | 291 | 261 | 0 | 1,175 | 3,725 | 1,282 | 4,353 |
| 61A-EXTRA PATROL | 24 | 28 | 38 | 47 | 12 | 0 | 149 | 371 | 129 | 358 |
| 62-TRAFFIC DETAIL | 9 | 14 | 6 | 15 | 3 | 5 | 52 | 92 | 29 | 74 |
| 64-VANDALISM | 33 | 13 | 58 | 69 | 18 | 0 | 191 | 393 | 125 | 341 |
| 70-TRAFFIC VIOLATOR | 926 | 573 | 91 | 257 | 619 | 91 | 2,557 | 8,268 | 2,753 | 8,423 |
| 72-SPEEDER/RECKLESS DRIVER | 17 | 71 | 20 | 35 | 73 | 59 | 275 | 697 | 239 | 631 |
| 74-DISABLED/MOTORIST ASSIST | 80 | 73 | 9 | 40 | 177 | 20 | 399 | 1,234 | 422 | 1,321 |
| 76-VEH BLOCKING | 27 | 17 | 4 | 28 | 20 | 3 | 99 | 340 | 117 | 368 |
| 76A-PARKING COMPLAINT | 25 | 15 | 21 | 59 | 6 | 0 | 126 | 364 | 140 | 403 |

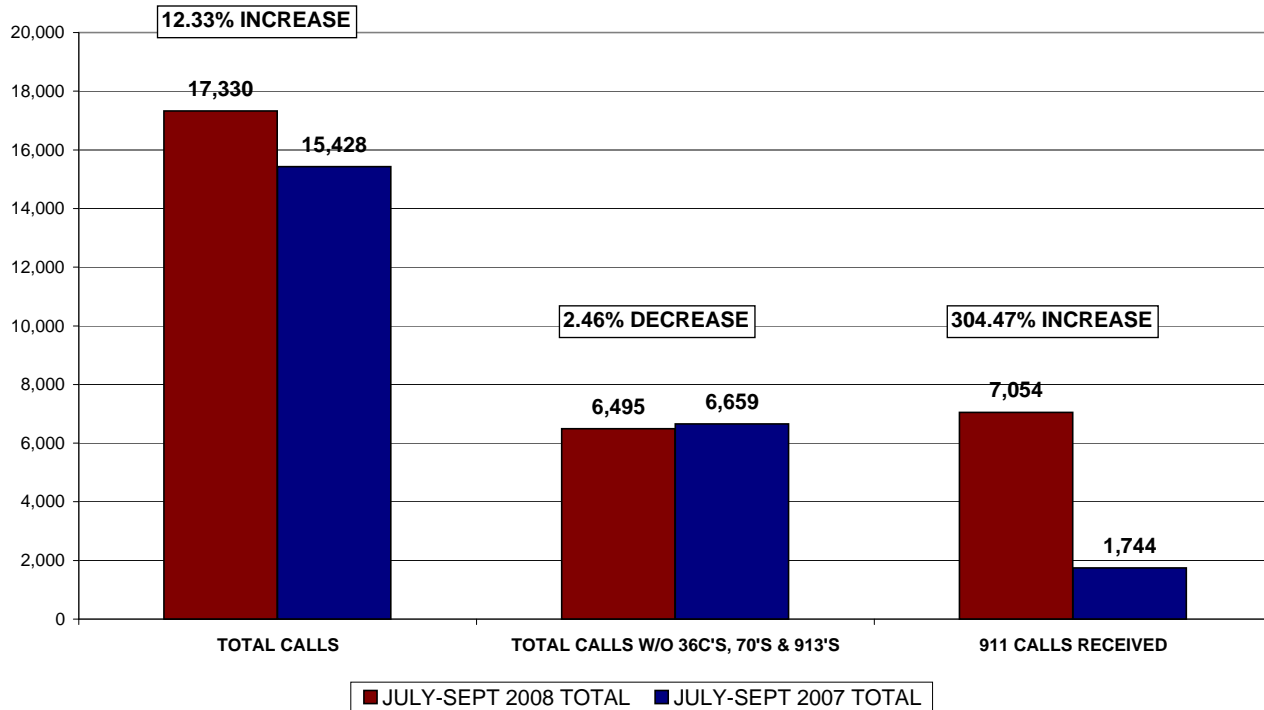
CALLS FOR SERVICE SUMMARY
JULY 1 - SEPTEMBER 30, 2008

| CODE# & DESCRIPTION | DISTRICTS | | | | | DISTRICT 0 MUTUAL AID OUTSIDE CITY | JULY-SEPT 2008 TOTAL | 2008 TOTAL | JULY-SEPT 2007 TOTAL | 2007 TOTAL |
|--|--------------|--------------|--------------|--------------|--------------|--|-------------------------|---------------|-------------------------|---------------|
| | 001 | 002 | 003 | 004 | 005 | | | | | |
| 78-LOCKOUT | 70 | 39 | 19 | 49 | 27 | 2 | 206 | 659 | 221 | 712 |
| 80-ROADWAY OBSTRUCTION | 28 | 27 | 29 | 38 | 26 | 4 | 152 | 308 | 71 | 212 |
| 90-DISTURBANCE 2 UNITS | 31 | 31 | 41 | 68 | 20 | 1 | 192 | 462 | 151 | 458 |
| 90A-DISTURBANCE 1 UNIT | 22 | 28 | 34 | 56 | 13 | 0 | 153 | 373 | 198 | 507 |
| 913-FOOT PATROL | 846 | 592 | 71 | 1,189 | 253 | 29 | 2,980 | 9,438 | 4,104 | 13,033 |
| 96-MENTAL | 2 | 1 | 3 | 10 | 4 | 0 | 20 | 39 | 10 | 36 |
| 100-BOMB THREAT | 0 | 0 | 0 | 0 | 0 | 0 | 0 | 0 | 1 | 9 |
| 102-NARCOTICS | 3 | 4 | 1 | 15 | 1 | 0 | 24 | 80 | 31 | 71 |
| TOTAL CALLS | 5,418 | 3,599 | 1,402 | 4,098 | 2,457 | 356 | 17,330 | 48,974 | 15,428 | 47,233 |
| TOTAL CALLS W/O 36C'S, 70'S & 913'S | 1,166 | 1,124 | 1,026 | 1,768 | 1,178 | 233 | 6,495 | 18,708 | 6,659 | 20,002 |
| 911 CALLS RECEIVED | | | | | | | 7,054 | 18,957 | 1,744 | 4,892 |

*Note: Started taking wireless calls 3rd week of September 2007

CALLS FOR SERVICE

JULY 1, 2008 - SEPTEMBER 30, 2008



CALLS FOR SERVICE BY SHIFT BY DAY OF WEEK

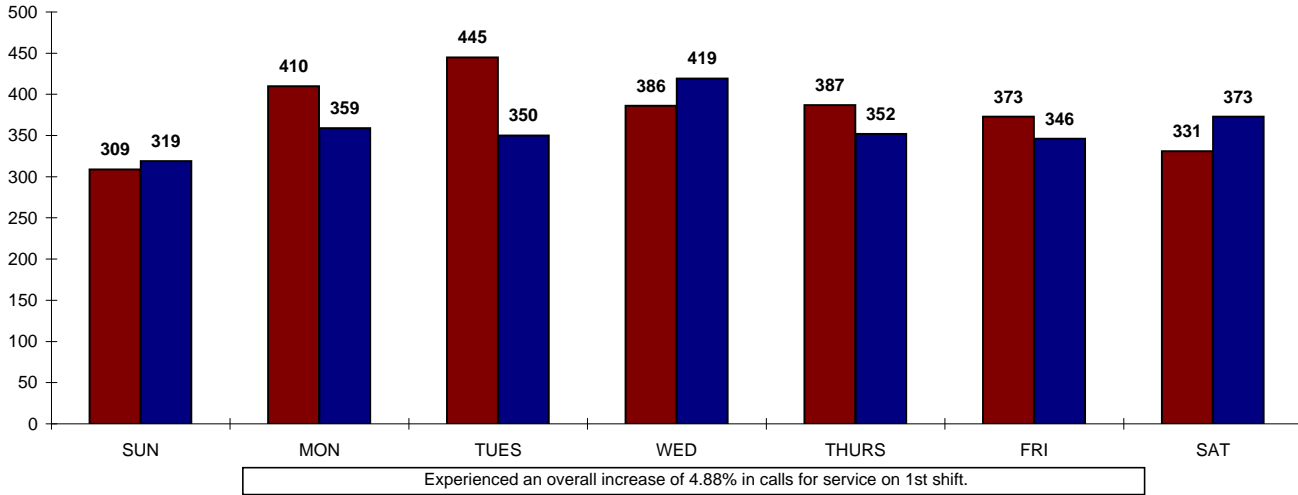
| JULY - SEPTEMBER 2008 TOTALS | | | | | | | |
|------------------------------|-----|-----|------|-----|-------|-----|-----|
| SHIFTS | SUN | MON | TUES | WED | THURS | FRI | SAT |
| 1ST | 309 | 410 | 445 | 386 | 387 | 373 | 331 |
| 2ND | 380 | 338 | 400 | 352 | 369 | 426 | 385 |
| 3RD | 145 | 143 | 130 | 119 | 123 | 142 | 169 |

| JULY - SEPTEMBER 2007 TOTALS | | | | | | | |
|------------------------------|-----|-----|------|-----|-------|-----|-----|
| SHIFTS | SUN | MON | TUES | WED | THURS | FRI | SAT |
| 1ST | 319 | 359 | 350 | 419 | 352 | 346 | 373 |
| 2ND | 358 | 401 | 360 | 432 | 418 | 494 | 410 |
| 3RD | 172 | 141 | 136 | 144 | 118 | 141 | 176 |

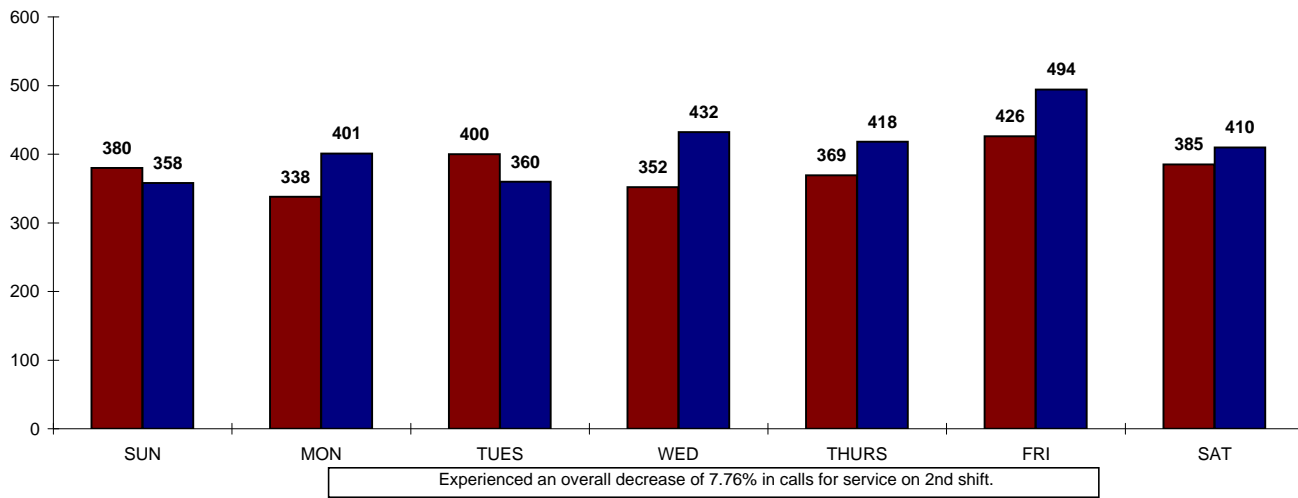
In analyzing our calls for service activity levels for the months of July - September 2008 you will note increases/decreases in some cases. The chart below indicates the percentage of increase or decrease (-) experienced by shift by day of the week. **Note: These figures do not include traffic stops, foot patrols, courtesy cards or calls in District 0.**

| PERCENTAGE INCREASES AND DECREASES FOR JULY - SEPTEMBER 2008 VS. 2007 TOTALS | | | | | | | |
|---|------|------|------|------|-------|------|------|
| SHIFTS | SUN | MON | TUES | WED | THURS | FRI | SAT |
| 1ST | -3% | 14% | 27% | -8% | 10% | 8% | -11% |
| 2ND | 6% | -16% | 11% | -19% | -12% | -14% | -6% |
| 3RD | -16% | 1% | -4% | -17% | 4% | 1% | -4% |

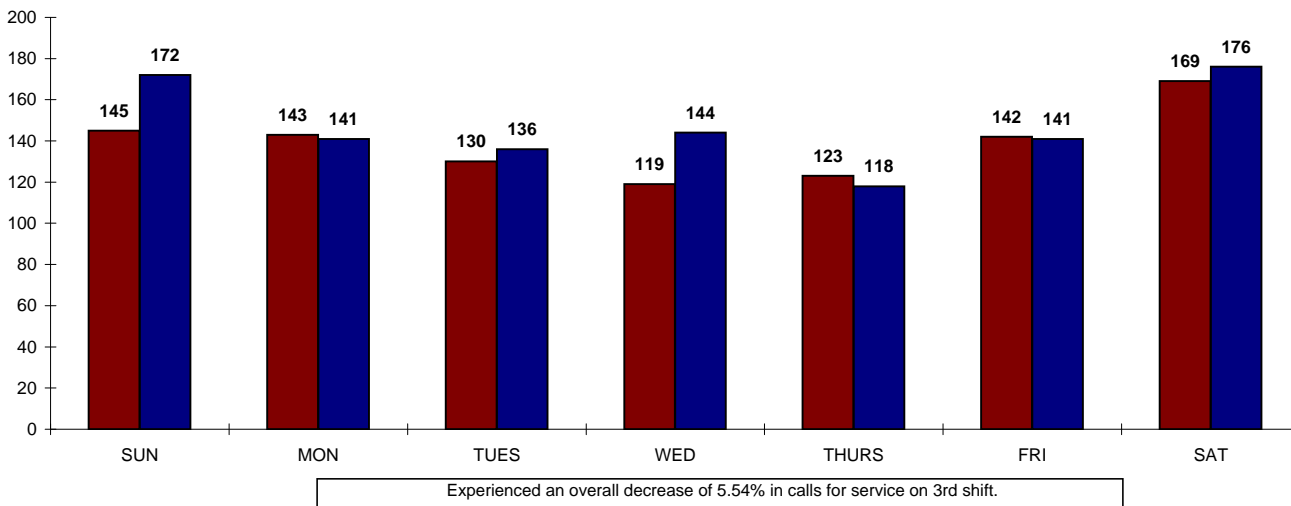
CALLS FOR SERVICE - FIRST SHIFT
JULY 1, 2008 - SEPTEMBER 30, 2008



CALLS FOR SERVICE - SECOND SHIFT
JULY 1, 2008 - SEPTEMBER 30, 2008



CALLS FOR SERVICE - THIRD SHIFT
JULY 1, 2008 - SEPTEMBER 30, 2008



CALLS FOR SERVICE SUMMARY
JANUARY 1 - SEPTEMBER 30, 2008

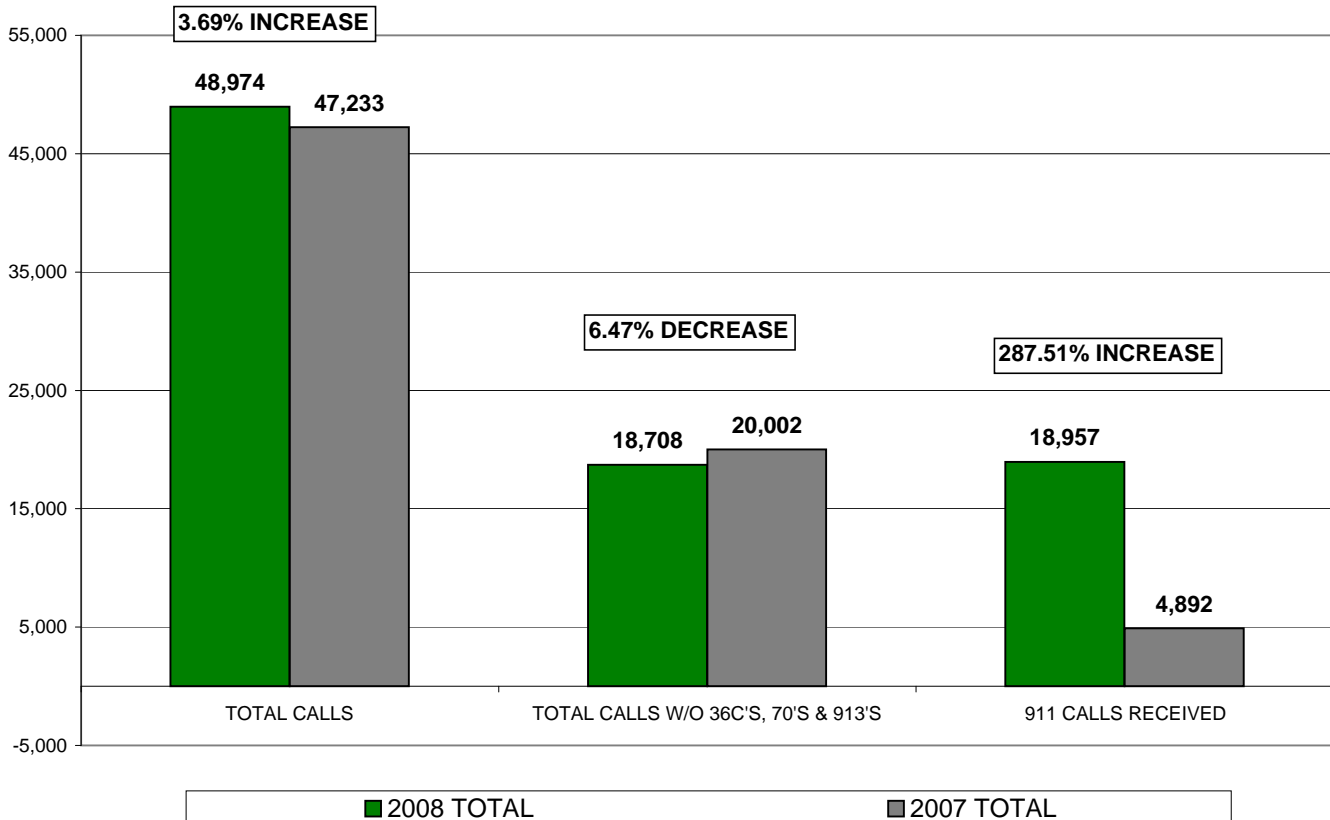
| CODE# & DESCRIPTION | DISTRICTS | | | | | DIST 0 MUTUAL AID OUTSIDE CITY | 2008 TOTAL | VS. | 2007 TOTAL |
|------------------------------|-----------|-------|-----|-------|-------|--------------------------------------|------------|-----|------------|
| | 1 | 2 | 3 | 4 | 5 | | | | |
| 2-ACCIDENT | 132 | 132 | 59 | 125 | 197 | 21 | 666 | | 720 |
| 2A-HIT SKIP | 32 | 32 | 12 | 39 | 19 | 2 | 136 | | 147 |
| 2P-ACCIDENT PRIV PROP | 47 | 40 | 9 | 70 | 13 | 0 | 179 | | 163 |
| 4-ACCIDENT INJURY | 48 | 39 | 15 | 45 | 48 | 6 | 201 | | 194 |
| 4A-HIT SKIP INJURY | 2 | 0 | 0 | 0 | 1 | 0 | 3 | | 6 |
| 4P-ACCIDENT PRIV PROP INJURY | 0 | 1 | 0 | 2 | 1 | 0 | 4 | | 6 |
| 4F-ACCIDENT FATAL | 1 | 1 | 0 | 1 | 1 | 0 | 4 | | 2 |
| 8-ASSAULT | 16 | 11 | 11 | 13 | 3 | 0 | 54 | | 45 |
| 8A-MENACING THREATS | 6 | 7 | 9 | 18 | 8 | 0 | 48 | | 63 |
| 8B-TELEPHONE HARASSMENT | 13 | 11 | 17 | 31 | 20 | 0 | 92 | | 106 |
| 10-ASSIST OTHER UNIT | 23 | 31 | 19 | 19 | 30 | 142 | 264 | | 268 |
| 12-BURGLARY | 14 | 32 | 13 | 23 | 14 | 1 | 97 | | 130 |
| 12AL-BURGLAR ALARM | 397 | 426 | 420 | 399 | 333 | 1 | 1,976 | | 1,908 |
| 12B-OPEN DOOR | 17 | 37 | 13 | 42 | 13 | 0 | 122 | | 271 |
| 13-MISC CALL | 65 | 61 | 69 | 228 | 61 | 16 | 500 | | 498 |
| 13T-PRISONER TRANSPORT | 0 | 1 | 0 | 6 | 0 | 27 | 34 | | 38 |
| 13B-BANK ESCORT | 0 | 0 | 0 | 7 | 0 | 0 | 7 | | 4 |
| 14-FRAUD/BAD CHECK | 30 | 20 | 24 | 45 | 16 | 0 | 135 | | 173 |
| 15-WARRANT SERVICE | 7 | 12 | 3 | 39 | 5 | 76 | 142 | | 167 |
| 16-DOA | 2 | 0 | 3 | 6 | 3 | 1 | 15 | | 9 |
| 16A-DEAD ANIMAL | 8 | 4 | 5 | 9 | 14 | 0 | 40 | | 55 |
| 18-DOG BITE | 0 | 0 | 2 | 3 | 3 | 0 | 8 | | 12 |
| 18A-ANIMAL COMPLAINT | 22 | 29 | 60 | 64 | 32 | 1 | 208 | | 231 |
| 18B-BARKING DOG | 13 | 8 | 14 | 16 | 2 | 0 | 53 | | 52 |
| 20-DOMESTIC | 26 | 19 | 47 | 55 | 23 | 1 | 171 | | 121 |
| 22-DROWNING | 0 | 0 | 0 | 0 | 0 | 0 | 0 | | 1 |
| 24-INTOXICATED PERSON | 8 | 11 | 10 | 24 | 3 | 0 | 56 | | 80 |
| 24A-OMVI | 54 | 90 | 26 | 39 | 93 | 91 | 393 | | 411 |
| 26-FIGHT | 5 | 11 | 2 | 9 | 4 | 0 | 31 | | 38 |
| 28-FIRE RUN | 9 | 9 | 3 | 11 | 8 | 0 | 40 | | 55 |
| 29-EMS RUN | 11 | 13 | 8 | 18 | 10 | 1 | 61 | | 69 |
| 30-VICE COMPLAINT | 0 | 0 | 0 | 0 | 0 | 0 | 0 | | 1 |
| 34-JUVENILE COMPLAINT | 39 | 39 | 51 | 156 | 23 | 2 | 310 | | 337 |
| 36-THEFT | 166 | 146 | 76 | 156 | 74 | 3 | 621 | | 771 |
| 36B-FOUND PROPERTY | 35 | 24 | 35 | 114 | 31 | 6 | 245 | | 232 |
| 36C-COURTESY CARD | 5,198 | 3,203 | 635 | 2,327 | 1,190 | 7 | 12,560 | | 5,775 |
| 38-MISSING PERSON | 9 | 4 | 7 | 34 | 5 | 0 | 59 | | 59 |
| 38A-MISSING PERSON RETURNED | 7 | 1 | 0 | 13 | 1 | 0 | 22 | | 8 |
| 40-PERSON WITH GUN | 4 | 1 | 1 | 5 | 0 | 1 | 12 | | 11 |
| 40A-PERSON WITH KNIFE | 0 | 2 | 1 | 3 | 0 | 0 | 6 | | 2 |
| 42-UNKNOWN CIRCUMSTANCES | 7 | 3 | 2 | 4 | 6 | 0 | 22 | | 21 |
| 42A-911 HANG UP | 244 | 173 | 92 | 184 | 121 | 4 | 818 | | 751 |
| 46-PROWLER | 1 | 3 | 5 | 7 | 3 | 1 | 20 | | 11 |
| 48-RAPE | 6 | 2 | 1 | 7 | 3 | 2 | 21 | | 12 |
| 48B-SEX OFFENSE | 5 | 3 | 2 | 6 | 3 | 1 | 20 | | 11 |
| 50-ROBBERY | 3 | 1 | 0 | 6 | 0 | 0 | 10 | | 10 |
| 50AL-ROBBERY ALARM | 33 | 47 | 37 | 37 | 20 | 0 | 174 | | 159 |
| 52-SHOOTING | 0 | 0 | 0 | 0 | 0 | 0 | 0 | | 1 |
| 52A-SHOTS FIRED | 5 | 3 | 3 | 3 | 1 | 0 | 15 | | 11 |
| 54-STABBING | 0 | 0 | 0 | 1 | 0 | 0 | 1 | | 0 |
| 56-STOLEN VEHICLE | 9 | 5 | 4 | 7 | 3 | 2 | 30 | | 34 |
| 56B-RECOVERED STOLEN VEHICLE | 1 | 5 | 1 | 8 | 1 | 7 | 23 | | 20 |
| 58-SUICIDE | 0 | 0 | 0 | 0 | 0 | 0 | 0 | | 2 |
| 58A-SUICIDE ATTEMPT | 9 | 8 | 8 | 10 | 16 | 2 | 53 | | 46 |
| 60A-SUSP VEHICLE | 78 | 95 | 40 | 85 | 60 | 1 | 359 | | 467 |

CALLS FOR SERVICE SUMMARY
JANUARY 1 - SEPTEMBER 30, 2008

| CODE# & DESCRIPTION | DISTRICTS | | | | | DIST 0 MUTUAL AID OUTSIDE CITY | 2008 TOTAL | VS. | 2007 TOTAL |
|--|-----------|--------|-------|--------|-------|--------------------------------------|------------|-----|------------|
| | 1 | 2 | 3 | 4 | 5 | | | | |
| 60-SUSPICIOUS PERSON | 198 | 200 | 161 | 303 | 122 | 6 | 990 | | 1,128 |
| 61-HOUSE CHECK | 612 | 456 | 1,011 | 864 | 782 | 0 | 3,725 | | 4,353 |
| 61A-EXTRA PATROL | 77 | 53 | 87 | 113 | 41 | 0 | 371 | | 358 |
| 62-TRAFFIC DETAIL | 20 | 19 | 9 | 22 | 14 | 8 | 92 | | 74 |
| 64-VANDALISM | 55 | 57 | 97 | 148 | 36 | 0 | 393 | | 341 |
| 70-TRAFFIC VIOLATOR | 2,571 | 1,801 | 395 | 1,120 | 2,085 | 296 | 8,268 | | 8,423 |
| 72-SPEEDER/RECKLESS DRIVER | 38 | 142 | 56 | 96 | 207 | 158 | 697 | | 631 |
| 74-DISABLED/MOTORIST ASSIST | 244 | 218 | 57 | 124 | 539 | 52 | 1,234 | | 1,321 |
| 76-VEH BLOCKING | 74 | 86 | 25 | 84 | 62 | 9 | 340 | | 368 |
| 76A-PARKING COMPLAINT | 72 | 44 | 88 | 137 | 22 | 1 | 364 | | 403 |
| 78-LOCKOUT | 191 | 122 | 53 | 202 | 89 | 2 | 659 | | 712 |
| 80-ROADWAY OBSTRUCTION | 54 | 57 | 43 | 68 | 80 | 6 | 308 | | 212 |
| 90-DISTURBANCE 2 UNITS | 74 | 87 | 93 | 137 | 67 | 4 | 462 | | 458 |
| 90A-DISTURBANCE 1 UNIT | 57 | 68 | 77 | 127 | 42 | 2 | 373 | | 507 |
| 913-FOOT PATROL | 2,439 | 1,951 | 266 | 3,886 | 799 | 97 | 9,438 | | 13,033 |
| 96-MENTAL | 2 | 2 | 8 | 19 | 8 | 0 | 39 | | 36 |
| 100-BOMB THREAT | 0 | 0 | 0 | 0 | 0 | 0 | 0 | | 9 |
| 102-NARCOTICS | 10 | 17 | 4 | 38 | 7 | 4 | 80 | | 71 |
| TOTAL CALLS | 13,655 | 10,236 | 4,404 | 12,067 | 7,541 | 1,071 | 48,974 | | 47,233 |
| TOTAL CALLS W/O 36C'S, 70'S & 9 | 3,447 | 3,281 | 3,108 | 4,734 | 3,467 | 671 | 18,708 | | 20,002 |
| 911 CALLS RECEIVED | | | | | | | 18,957 | | 4,892 |

Note: Started taking wireless calls 3rd week of September

CALLS FOR SERVICE
JANUARY 1, 2008 - SEPTEMBER 30, 2008



CALLS FOR SERVICE BY SHIFT BY DAY OF WEEK

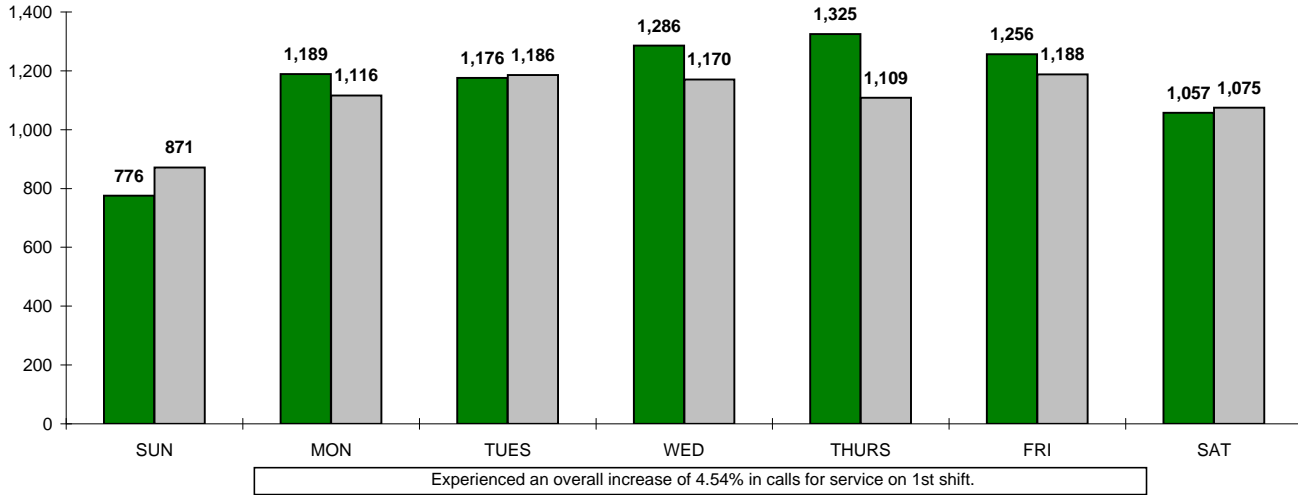
| JANUARY - SEPTEMBER 2008 TOTALS | | | | | | | |
|---------------------------------|-----|-------|-------|-------|-------|-------|-------|
| SHIFTS | SUN | MON | TUES | WED | THURS | FRI | SAT |
| 1ST | 776 | 1,189 | 1,176 | 1,286 | 1,325 | 1,256 | 1,057 |
| 2ND | 981 | 1,016 | 1,044 | 1,050 | 1,076 | 1,152 | 1,039 |
| 3RD | 415 | 337 | 320 | 335 | 348 | 381 | 478 |

| JANUARY - SEPTEMBER 2007 TOTALS | | | | | | | |
|---------------------------------|-------|-------|-------|-------|-------|-------|-------|
| SHIFTS | SUN | MON | TUES | WED | THURS | FRI | SAT |
| 1ST | 871 | 1,116 | 1,186 | 1,170 | 1,109 | 1,188 | 1,075 |
| 2ND | 1,057 | 1,216 | 1,207 | 1,272 | 1,200 | 1,386 | 1,366 |
| 3RD | 481 | 396 | 370 | 385 | 350 | 419 | 504 |

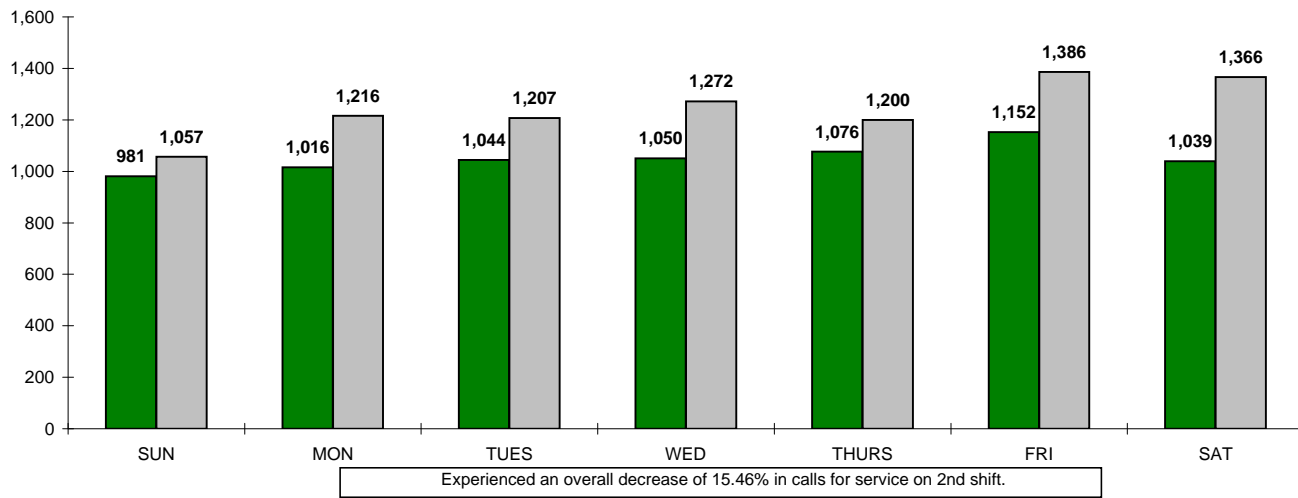
Note: In analyzing our calls for service activity levels for the months of January - September 2008 you will note increases/decreases in some cases. The chart below indicates the percentage of increase or decrease (-) experienced by shift by day of the week. **Note: These figures do not include traffic stops, foot patrols, courtesy cards or calls in District 0**

| PERCENTAGE INCREASES AND DECREASES FOR JANUARY - SEPTEMBER 2008 VS. 2007 TOTALS | | | | | | | |
|--|------|------|------|------|-------|------|------|
| SHIFTS | SUN | MON | TUES | WED | THURS | FRI | SAT |
| 1ST | -11% | 7% | -1% | 10% | 19% | 6% | -2% |
| 2ND | -7% | -16% | -14% | -17% | -10% | -17% | -24% |
| 3RD | -14% | -15% | -14% | -13% | -1% | -9% | -5% |

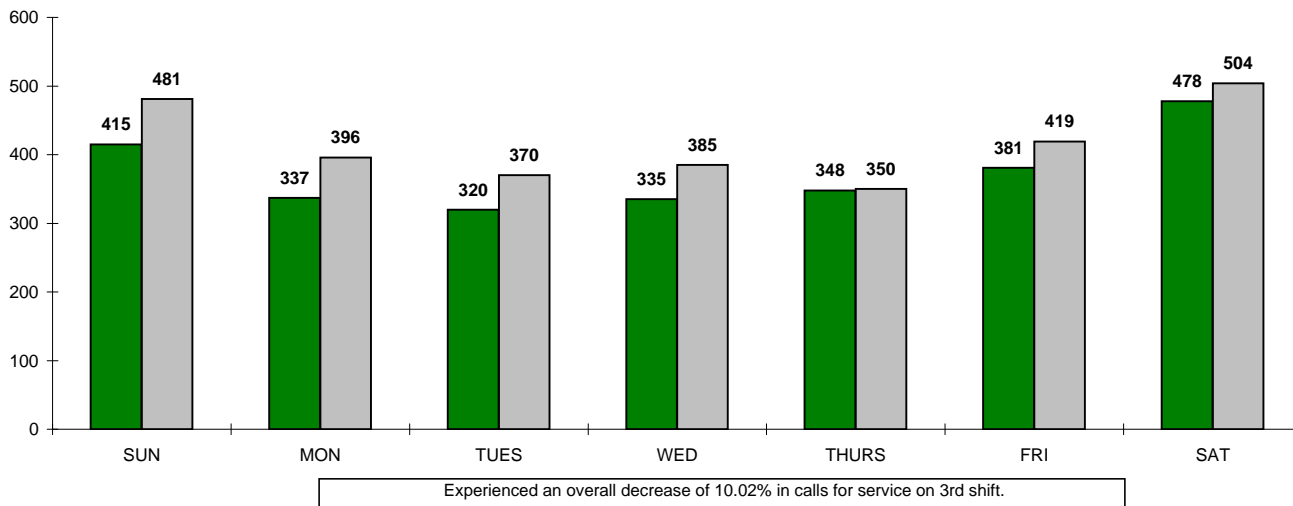
CALLS FOR SERVICE - FIRST SHIFT
JANUARY 1, 2008 - SEPTEMBER 30, 2008



CALLS FOR SERVICE - SECOND SHIFT
JANUARY 1, 2008 - SEPTEMBER 30, 2008



CALLS FOR SERVICE - THIRD SHIFT
JANUARY 1, 2008 - SEPTEMBER 30, 2008



OFFENSE REPORT SUMMARY

| PART I | DEPARTMENT CLASSIFICATION | JULY-SEPT 2008 TOTAL | 2008 TOTAL | VS. | JULY-SEPT 2007 TOTAL | 2007 TOTAL |
|--------|-------------------------------|-------------------------|---------------|-----|-------------------------|---------------|
| | AGG ASSAULT/AGG VEH ASSAULT | 0 | 1 | | 0 | 0 |
| | AGG ROBBERY | 0 | 0 | | 0 | 2 |
| | ARSON | 1 | 1 | | 3 | 4 |
| | ATT BREAKING & ENTERING | 0 | 1 | | 0 | 0 |
| | ATT BURGLARY/ATT AGG BURGLARY | 0 | 0 | | 1 | 2 |
| | ATT RAPE | 0 | 0 | | 0 | 1 |
| | ATT ROBBERY | 0 | 0 | | 0 | 2 |
| | ATT THEFT | 1 | 5 | | 2 | 2 |
| | AUTO THEFT | 6 | 16 | | 8 | 19 |
| | B & E | 12 | 45 | | 9 | 32 |
| | BURGLARY | 12 | 28 | | 17 | 60 |
| | DEFRAUDING A LIVERY | 0 | 0 | | 0 | 1 |
| | FELONIOUS ASSAULT | 1 | 3 | | 2 | 4 |
| | RAPE | 2 | 5 | | 1 | 6 |
| | ROBBERY | 5 | 8 | | 2 | 6 |
| | THEFT/LARCENY | 136 | 432 | | 121 | 375 |
| | TOTAL | 176 | 545 | | 166 | 516 |

| PART II | DEPARTMENT CLASSIFICATION | JULY-SEPT 2008 TOTAL | 2008 TOTAL | VS. | JULY-SEPT 2007 TOTAL | 2007 TOTAL |
|---------|------------------------------------|-------------------------|---------------|-----|-------------------------|---------------|
| | ABDUCTION | 0 | 0 | | 0 | 1 |
| | AGG MENACING | 1 | 8 | | 4 | 10 |
| | ASSAULT (SIMPLE) | 13 | 37 | | 10 | 34 |
| | BOMB THREAT | 0 | 0 | | 1 | 6 |
| | CHILD ENDANGERING | 1 | 4 | | 2 | 5 |
| | CONT. SUBST. FOR HUMAN CONSUMPTION | 0 | 0 | | 0 | 1 |
| | COUNTERFEITING | 2 | 3 | | 0 | 1 |
| | CRIMINAL DAMAGING | 32 | 68 | | 16 | 48 |
| | CRIMINAL MISCHIEF | 12 | 28 | | 2 | 12 |
| | CRIMINAL TRESPASSING | 3 | 4 | | 3 | 5 |
| | DOC | 1 | 12 | | 3 | 7 |
| | DOC/FIGHTING | 1 | 16 | | 0 | 4 |
| | DOC/INTOX | 2 | 4 | | 2 | 6 |
| | DOMESTIC VIOLENCE/ASSAULT | 13 | 50 | | 13 | 30 |
| | DOMESTIC VIOLENCE/MENACING | 4 | 17 | | 3 | 5 |
| | DRUG ABUSE | 4 | 29 | | 9 | 30 |
| | DRUG PARAPHERNALIA (GENERAL) | 1 | 10 | | 5 | 9 |
| | EMBEZZLEMENT | 1 | 1 | | 0 | 1 |
| | EXTORTION | 0 | 0 | | 0 | 1 |
| | FALSIFICATION | 1 | 1 | | 0 | 3 |
| | FORGERY | 7 | 14 | | 6 | 23 |
| | FRAUD | 2 | 5 | | 0 | 3 |
| | GSI | 0 | 3 | | 1 | 3 |
| | IDENTITY THEFT (in jurisdiction) | 0 | 5 | | 3 | 5 |
| | INDECENT EXPOSURE/PUBLIC INDECENCY | 0 | 1 | | 2 | 2 |
| | INDUCING PANIC | 0 | 0 | | 0 | 5 |
| | LIQUOR LAWS | 2 | 4 | | 0 | 3 |
| | MENACING | 2 | 8 | | 3 | 5 |
| | MINOR CONSUMPTION | 10 | 28 | | 12 | 25 |
| | MINOR POSSESSION | 1 | 4 | | 1 | 3 |
| | MISUSE CREDIT CARD | 4 | 8 | | 3 | 5 |
| | OBSTRUCTING JUSTICE | 1 | 3 | | 0 | 1 |
| | OPEN CONTAINER | 1 | 3 | | 0 | 1 |
| | PASSING BAD CHECKS | 4 | 7 | | 1 | 4 |
| | POSSESSION OF DRUGS -not marijuana | 0 | 7 | | 2 | 3 |
| | RESISTING ARREST | 0 | 0 | | 0 | 1 |
| | RSP | 3 | 7 | | 2 | 5 |

| PART II | DEPARTMENT CLASSIFICATION | JULY-SEPT 2008 TOTAL | 2008 TOTAL | VS. | JULY-SEPT 2007 TOTAL | 2007 TOTAL |
|----------------|-------------------------------------|---------------------------------|-----------------------|------------|---------------------------------|-----------------------|
| | SEX OFFENSES | 4 | 11 | | 2 | 6 |
| | STALKING/MENACING BY STALKING | 1 | 5 | | 0 | 1 |
| | TELEPHONE HARASSMENT/HARASSING CALL | 9 | 27 | | 14 | 32 |
| | TRAFFICKING | 0 | 4 | | 5 | 6 |
| | VANDALISM | 11 | 26 | | 8 | 18 |
| | VOYEURISM | 0 | 1 | | 0 | 0 |
| | WEAPONS/CCW | 1 | 9 | | 1 | 6 |
| | TOTAL | 155 | 482 | | 139 | 385 |

| OTHER | DEPARTMENT CLASSIFICATION | JULY-SEPT 2008 TOTAL | 2008 TOTAL | VS. | JULY-SEPT 2007 TOTAL | 2007 TOTAL |
|--------------|------------------------------------|---------------------------------|-----------------------|------------|---------------------------------|-----------------------|
| | ALL OTHER OFFENSES | 1 | 2 | | 0 | 1 |
| | ANIMAL AT LARGE | 2 | 3 | | 4 | 7 |
| | ANIMAL BITE | 2 | 6 | | 4 | 5 |
| | C.I. CONTINUING INVESTIGATION | 3 | 6 | | 5 | 6 |
| | CPO/TPO VIOLATION | 1 | 5 | | 0 | 6 |
| | CRUELTY TO ANIMALS | 0 | 1 | | 0 | 1 |
| | CURFEW | 15 | 20 | | 9 | 26 |
| | DOA | 4 | 13 | | 4 | 8 |
| | DOMESTIC DISPUTE/INCIDENT ONLY | 8 | 29 | | 5 | 18 |
| | FALSE ALARMS | 0 | 1 | | 0 | 0 |
| | FIRE | 1 | 1 | | 0 | 1 |
| | FIREWORKS ORDINANCE | 0 | 0 | | 2 | 2 |
| | HEADLIGHTS REQUIRED | 1 | 1 | | 0 | 0 |
| | IDENTITY THEFT (not in jurisdictn) | 8 | 22 | | 9 | 21 |
| | INCIDENT | 43 | 101 | | 36 | 101 |
| | MISSING PERSON | 4 | 24 | | 2 | 5 |
| | RUNAWAY (18 YOA OR YOUNGER) | 0 | 2 | | 0 | 2 |
| | SCAVENGING PROHIBITED | 0 | 1 | | 0 | 0 |
| | SOLICITOR W/O PERMIT | 1 | 1 | | 1 | 3 |
| | SUICIDE | 0 | 0 | | 0 | 1 |
| | SUICIDE ATTEMPT | 8 | 36 | | 14 | 31 |
| | TAMPERING W/RECORDS | 0 | 1 | | 0 | 0 |
| | TOBACCO LAW | 0 | 5 | | 1 | 5 |
| | TRUANCY | 0 | 0 | | 0 | 1 |
| | UNAUTHORIZED USE OF MOTOR VEHICLE | 2 | 2 | | 1 | 3 |
| | UNRULY | 0 | 0 | | 1 | 1 |
| | VEHICULAR HOMICIDE | 0 | 0 | | 0 | 1 |
| | TOTAL | 104 | 283 | | 98 | 256 |

TOTAL OFFENSES

435

1,310

403

1,157

TRAFFIC ENFORCEMENT SUMMARY

TRAFFIC CITATIONS - MUNICIPAL CODE

| TYPE OF CITATION & SECTION# | JULY-SEPT 2008 TOTAL | 2008 TOTAL | VS. | JULY-SEPT 2007 TOTAL | 2007 TOTAL |
|-------------------------------------|-------------------------|---------------|-----|-------------------------|---------------|
| 70.02A COMPLIANCE/LAWFUL ORDER | 2 | 3 | | 1 | 3 |
| 70.02B FLEEING & ELUDING | 1 | 1 | | 2 | 2 |
| 70.09 FALSE INFO TO POLICE | 0 | 0 | | 0 | 1 |
| 70.23 TRAFFIC CONTROL DEVICE | 29 | 218 | | 133 | 307 |
| 70.25 TRAFFIC CNTL SIGNAL LIGHTS | 36 | 36 | | 1 | 1 |
| 70.25C1 TRAFFIC CONTROL LIGHT | 31 | 36 | | 0 | 1 |
| 70.28 FLASHING TRAFFIC SIGNAL | 0 | 0 | | 0 | 1 |
| 70.32 STOP SIGNS | 2 | 6 | | 0 | 0 |
| 71.01 NO OL-RESTRICT VIOL. | 0 | 8 | | 1 | 2 |
| 71.01C NO OL < 6 MOS. | 0 | 1 | | 0 | 1 |
| 71.01C1 NO OPS - 12 PT SUSPENSION | 0 | 1 | | 0 | 0 |
| 71.02 POSS OF MULT. OL | 0 | 0 | | 0 | 1 |
| 71.03 TEMPORARY LICENSE | 1 | 6 | | 3 | 5 |
| 71.04 FICTICIOUS LICENSE | 1 | 4 | | 0 | 2 |
| 71.05 ALLOW UNAUTH. PERSON | 0 | 1 | | 1 | 1 |
| 71.06 DISPLAY OF LICENSE | 78 | 1 | | 79 | 0 |
| 71.07 DUS (A1) | 0 | 5 | | 0 | 1 |
| 71.09 DISPLAY OF PLATES | 0 | 21 | | 0 | 9 |
| 71.09C FAIL TO REG. VEH. | 0 | 0 | | 1 | 3 |
| 71.09F EXP VALIDATION | 0 | 234 | | 0 | 224 |
| 71.09G DISPLAY PLATES OF ANOTHER VH | 0 | 0 | | 0 | 1 |
| 71.10 OBSTRUCTED PLATES | 0 | 0 | | 0 | 1 |
| 71.11 ILLEGAL PLATES | 9 | 30 | | 6 | 21 |
| 71.18 DUS: NON-COMPLIANCE | 24 | 61 | | 24 | 81 |
| 71.19 NO OPS | 98 | 261 | | 102 | 301 |
| 71.20A DUS (DUI) | 0 | 1 | | 4 | 8 |
| 71.21A FRA M1 | 28 | 75 | | 27 | 79 |
| 71.22 FAILURE TO REINSTATE OL | 12 | 25 | | 6 | 20 |
| 72.001A DRIVE ON RIGHT HALF ROADWY | 2 | 2 | | 0 | 1 |
| 72.003 OVERTAKING/PASSING VEH. | 1 | 1 | | 0 | 0 |
| 72.004 OVERTAKING/PASSING ON RIGHT | 1 | 1 | | 0 | 0 |
| 72.005 DRIVING/LEFT OF CTR LINE | 2 | 2 | | 1 | 1 |
| 72.007 HAZARDOUS/NO PASSING ZONES | 1 | 2 | | 0 | 2 |
| 72.008 ONE WAY STREETS | 0 | 0 | | 0 | 1 |
| 72.009 MARKED LANES | 19 | 72 | | 45 | 97 |
| 72.010 FOLLOWING TOO CLOSELY | 0 | 4 | | 0 | 2 |
| 72.011 DRIVING ON DIVIDED ROADWAYS | 1 | 4 | | 0 | 0 |
| 72.012 ILL TURN @ INTERSEC. MM/M4 | 0 | 5 | | 1 | 1 |
| 72.014 PROHIBITED U-TURN | 11 | 29 | | 14 | 36 |
| 72.015 STARTING & BACKING VEH | 7 | 17 | | 10 | 17 |
| 72.016 TURN & STOP SIGNALS | 15 | 51 | | 16 | 42 |
| 72.020 STOPPING FOR SCHOOL BUS | 0 | 1 | | 0 | 0 |
| 72.025E FAIL TO OBEY TRAFFIC LIGHT | 2 | 2 | | 0 | 0 |
| 72.030 FAIL TO YIELD | 1 | 1 | | 2 | 5 |
| 72.031 RIGHT OF WAY/LEFT | 6 | 47 | | 15 | 44 |
| 72.032 STOP AND YIELD SIGNS | 16 | 39 | | 16 | 45 |
| 72.034 RIGHT OF WAY/PUBLIC SAFETY | 0 | 1 | | 0 | 0 |
| 72.035 RIGHT OF WAY/ROADWAY | 5 | 18 | | 1 | 8 |
| 72.035A FAIL TO YIELD | 0 | 2 | | 2 | 6 |
| 72.050 OBSTRUCT/INTERFERE DRIVER | 0 | 1 | | 0 | 0 |
| 72.057A OBSTRUCTING INTERSECTION | 2 | 2 | | 0 | 3 |
| 72.058 FAIL TO CONTROL | 29 | 113 | | 41 | 113 |
| 72.058 FULL TIME & ATTENTION | 10 | 22 | | 4 | 8 |
| 72.060 SQUEALING TIRES/PEALING | 1 | 2 | | 1 | 3 |
| 72.061 DRIVING SIDEWALK/LAWN | 2 | 4 | | 1 | 5 |
| 72.062 LITTERING FROM M.V. | 0 | 0 | | 0 | 1 |

TRAFFIC ENFORCEMENT SUMMARY

TRAFFIC CITATIONS - MUNICIPAL CODE

| TYPE OF CITATION & SECTION# | JULY-SEPT 2008 TOTAL | 2008 TOTAL | VS. | JULY-SEPT 2007 TOTAL | 2007 TOTAL |
|-------------------------------------|-------------------------|---------------|-----|-------------------------|---------------|
| 72.075A FAIL TO YIELD TO PEDESTRIAN | 0 | 2 | | 0 | 0 |
| 73.01 PHYSICAL CONTROL | 2 | 6 | | 0 | 0 |
| 73.01A1 OVI (FORMERLY OMVI) | 16 | 92 | | 67 | 137 |
| 73.01A2 OMVI PER SE | 0 | 2 | | 1 | 14 |
| 73.01A2B OVI - REFUSAL | 1 | 3 | | 1 | 4 |
| 73.01A4 OVI PER SE (OMVI PER SE) | 0 | 1 | | 1 | 9 |
| 73.01AH OVI .17% > | 2 | 3 | | 4 | 7 |
| 73.01B2 OMVUAC | 1 | 1 | | 0 | 1 |
| 73.02A RECKLESS OPERATION | 2 | 5 | | 0 | 5 |
| 73.02B RECKLESS OPERATION-PRIV PROP | 0 | 0 | | 1 | 2 |
| 73.15 SPEED/ACDA | 872 | 3115 | | 1079 | 3627 |
| 73.16 SLOW SPEED | 1 | 2 | | 0 | 2 |
| 73.30 STOPPING AFTER ACCIDENT | 5 | 15 | | 6 | 13 |
| 73.31 STOPPING AFTER INJURY ACCID | 1 | 7 | | 0 | 5 |
| 73.32 STOPPING AFTER DAMAGE REALTY | 1 | 1 | | 0 | 0 |
| 74.01 UNSAFE VEHICLE | 0 | 2 | | 1 | 3 |
| 74.02 HEADLIGHTS AFTER SUN | 0 | 0 | | 0 | 1 |
| 74.04 TAILLIGHT(S)OR PLATE LIGHT | 2 | 4 | | 1 | 5 |
| 74.12 COWL/FENDER/BACK UP LIGHTS | 0 | 0 | | 0 | 1 |
| 74.13 LIGHTS DISPLAYED | 3 | 19 | | 2 | 15 |
| 74.14 HEADLIGHTS REQUIRED | 0 | 1 | | 0 | 4 |
| 74.20 MUFFLERS/XCESS SMOKE-GAS | 0 | 1 | | 3 | 6 |
| 74.24 MOTOR VEHICLE STOP LIGHTS | 0 | 1 | | 0 | 0 |
| 74.26 CHILD RESTRAINTS | 2 | 7 | | 0 | 5 |
| 74.27B1 SEATBELT - DRIVER | 43 | 105 | | 54 | 169 |
| 74.27B2 SEATBELT-PASSENGER | 0 | 1 | | 0 | 1 |
| 74.28 WINDOW TINT | 0 | 0 | | 0 | 1 |
| 74.47 DROPPING/LEAKING LOADS/MUD | 0 | 1 | | 0 | 2 |
| 75.06A RIDING ON ROADWAY | 0 | 0 | | 0 | 1 |
| MISC MOVING | 17 | 11 | | 7 | 6 |
| TOTAL | 1,457 | 4,888 | | 1,789 | 5,564 |

TRAFFIC CITATIONS - OHIO REVISED CODE

| TYPE OF CITATION & SECTION# | JULY-SEPT 2008 TOTAL | 2008 TOTAL | VS. | JULY-SEPT 2007 TOTAL | 2007 TOTAL |
|------------------------------------|-------------------------|---------------|-----|-------------------------|---------------|
| 2921.331 FLEEING/ELUDING POL. OFC. | 1 | 2 | | 0 | 0 |
| 4301.62B OPEN CONTAINER | 1 | 1 | | 0 | 0 |
| 4503.11 EXP REGISTRATION | 0 | 2 | | 0 | 2 |
| 4503.21 DISPLAY LICENSE/VALIDATION | 1 | 7 | | 0 | 3 |
| 4507.02 VALID DRIVERS LICENSE | 1 | 3 | | 0 | 1 |
| 4507.02A1 DRIVE W/O VALID OP LIC. | 1 | 5 | | 0 | 1 |
| 4507.02B1 DUS/REVOCAION | 1 | 4 | | 0 | 1 |
| 4507.071 DRIVE B/W 1-5AM < 17YOA | 1 | 3 | | 0 | 1 |
| 4507.071B4 <17, > 1 PSGR IN VEH | 1 | 4 | | 0 | 1 |
| 4507.30 PROHIBITED ACTS | 1 | 1 | | 0 | 0 |
| 4510.11 DUS/REVOCAION | 2 | 5 | | 3 | 7 |
| 4510.12 NO OPER LICENSE | 9 | 41 | | 12 | 31 |
| 4510.14 DRIVE W/O VALID OP LIC. | 1 | 3 | | 2 | 3 |
| 4510.16A DUS/FRA | 4 | 19 | | 4 | 10 |
| 4510.21 FAIL TO REINSTATE | 0 | 0 | | 1 | 3 |
| 4511.12 TRAFFIC CONTROL DEVICE | 0 | 6 | | 0 | 7 |
| 4511.13 SIGNAL LIGHTS | 1 | 3 | | 0 | 0 |
| 4511.192A OP UNDER OMVI SUSPENSION | 0 | 1 | | 0 | 2 |
| 4511.19A1 OMVI IMPAIRED | 7 | 50 | | 13 | 51 |
| 4511.19A1A OVI | 0 | 1 | | 0 | 0 |

TRAFFIC ENFORCEMENT SUMMARY

TRAFFIC CITATIONS - OHIO REVISED CODE

| TYPE OF CITATION & SECTION# | JULY-SEPT 2008 TOTAL | 2008 TOTAL | VS. | JULY-SEPT 2007 TOTAL | 2007 TOTAL |
|-------------------------------------|-------------------------|---------------|-----|-------------------------|---------------|
| 4511.19A1F OVI BAC >.192% | 0 | 1 | | 0 | 0 |
| 4511.19A1J VII PROHIBITED URINE | 0 | 1 | | 0 | 0 |
| 4511.19A2 OVI - REFUSED BREATH TEST | 2 | 5 | | 0 | 11 |
| 4511.19A3 OMVI PER SE-BREATH | 1 | 1 | | 0 | 11 |
| 4511.19B2 OMVUAC-BREATH | 0 | 0 | | 1 | 1 |
| 4511.20 RECKLESS OPERATION | 0 | 0 | | 1 | 1 |
| 4511.202 FAIL TO CONTROL | 2 | 7 | | 3 | 8 |
| 4511.21 SPEED/ACDA | 5 | 17 | | 4 | 11 |
| 4511.25 LANES OF TRAVEL | 1 | 3 | | 1 | 2 |
| 4511.27 OVERTAKING & PASSING | 0 | 1 | | 0 | 0 |
| 4511.29 DRIVING LEFT OF CENTER | 0 | 1 | | 0 | 0 |
| 4511.33 MARKED LANES | 5 | 19 | | 5 | 16 |
| 4511.35 DIVIDED ROADWAYS | 0 | 1 | | 0 | 1 |
| 4511.36 IMPROPER TURNS | 0 | 0 | | 0 | 1 |
| 4511.38A UNSAFE BACKING | 1 | 1 | | 0 | 1 |
| 4511.39 FAIL TO SIGNAL | 1 | 3 | | 0 | 2 |
| 4511.42A FAIL TO YIELD/STOP SIGN | 3 | 4 | | 3 | 3 |
| 4511.43 FAIL TO YIELD STOP INTERSEC | 1 | 3 | | 1 | 2 |
| 4511.44 FAIL TO YIELD-PRIV PROP | 0 | 1 | | 1 | 2 |
| 4511.45 RIGHT OF WAY-PUBLIC VEH. | 0 | 0 | | 0 | 2 |
| 4511.66 STOPPING ON THE HIGHWAY | 0 | 0 | | 0 | 1 |
| 4511.71 DRIVING ON CLOSED ROADWAY | 2 | 2 | | 0 | 0 |
| 4511.81 CHILD RESTRAINT | 0 | 1 | | 1 | 1 |
| 4513.02 UNSAFE VEHICLES | 1 | 1 | | 0 | 1 |
| 4513.03 LIGHTED LIGHTS REQ'D | 0 | 1 | | 1 | 4 |
| 4513.05 HEADLIGHTS | 1 | 1 | | 1 | 1 |
| 4513.15 FAIL TO DIM | 1 | 3 | | 0 | 0 |
| 4513.15 HEADLIGHTS | 1 | 1 | | 0 | 0 |
| 4513.263 FAIL TO WEAR SEATBELT | 1 | 1 | | 0 | 0 |
| 4519.021 FICT. PLATES (CTRFT/UNLAW) | 0 | 0 | | 1 | 1 |
| 4549.021 LEAVING SCENE OF ACCIDENT | 1 | 1 | | 1 | 3 |
| 4549.03A HIT/SKIP PRIVATE PROP. | 0 | 0 | | 0 | 1 |
| 4549.08 FICTICIOUS PLATES | 2 | 2 | | 0 | 0 |
| TOTAL | 65 | 244 | | 60 | 212 |

PARKING CITATIONS

| TYPE OF CITATION & SECTION# | JULY-SEPT 2008 TOTAL | 2008 TOTAL | VS. | JULY-SEPT 2007 TOTAL | 2007 TOTAL |
|-----------------------------------|-------------------------|---------------|-----|-------------------------|---------------|
| 76.02F HANDICAP PARKING | 5 | 14 | | 3 | 7 |
| 76.01 CERTAIN AREAS PROHIBITED | 13 | 52 | | 11 | 90 |
| 76.26B PARKING IN FIRELANE | 6 | 18 | | 0 | 8 |
| 76.11 MAX. STREET PARKING | 1 | 2 | | 1 | 2 |
| 76.05 UNATTENDED VEHICLE | 0 | 1 | | 0 | 0 |
| 76.02 PARALLEL PARKING | 0 | 2 | | 0 | 4 |
| 76.02A FOOT FROM CURB | 0 | 2 | | 0 | 1 |
| 76.04 SELL/WASH/REPAIR ON ROADWAY | 0 | 1 | | 0 | 0 |
| 76.10 PERMIT PARKING ONLY | 1 | 1 | | 0 | 0 |
| TOTAL | 26 | 93 | | 15 | 112 |

| | | | | |
|------------------------|--------------|--------------|--------------|--------------|
| TOTAL CITATIONS | 1,548 | 5,225 | 1,864 | 5,888 |
|------------------------|--------------|--------------|--------------|--------------|

CRIMINAL CHARGES SUMMARY

| CHARGE | JULY-SEPT 2008 TOTALS | 2008 TOTALS | VS. | JULY-SEPT 2007 TOTALS | 2007 TOTAL |
|-----------------------------------|----------------------------------|------------------------|------------|----------------------------------|-----------------------|
| ANIMAL AT LARGE | 2 | 5 | | 0 | 2 |
| ASSAULT | 1 | 1 | | 0 | 3 |
| BARKING DOGS | 0 | 0 | | 1 | 1 |
| CONT'G TO DELINQ. OF MINOR | 0 | 1 | | 0 | 1 |
| CPO/TPO VIOLATION | 0 | 0 | | 1 | 2 |
| CRIMINAL DAMAGING | 2 | 2 | | 1 | 1 |
| CRIMINAL MISCHIEF | 4 | 5 | | 0 | 0 |
| CRIMINAL TRESPASS | 5 | 5 | | 1 | 2 |
| CRUELTY TO ANIMALS | 0 | 1 | | 0 | 0 |
| DOC | 0 | 2 | | 2 | 6 |
| DOC/INTOX | 0 | 1 | | 0 | 2 |
| DRUG ABUSE | 0 | 12 | | 4 | 13 |
| DRUG PARAPHERNALIA | 0 | 14 | | 4 | 15 |
| FALSIFICATION | 0 | 0 | | 0 | 2 |
| FIREWORKS ORDINANCE | 1 | 1 | | 0 | 0 |
| LIQUOR LAWS | 2 | 3 | | 0 | 0 |
| LIQUOR LAWS/LIQUOR CONSUMP MV | 1 | 1 | | 0 | 0 |
| LITTERING | 1 | 1 | | 0 | 0 |
| MINOR CONSUMPTION | 7 | 25 | | 3 | 31 |
| MINOR POSSESSION | 2 | 4 | | 2 | 6 |
| OBSTRUCTING OFFICIAL BUSINESS | 1 | 2 | | 0 | 1 |
| OPEN CONTAINER | 0 | 1 | | 0 | 2 |
| RSP | 1 | 1 | | 0 | 0 |
| SOLICITOR W/O PERMIT | 1 | 1 | | 0 | 0 |
| THEFT-LARCENY/NON MOTOR VEHICLE | 1 | 2 | | 6 | 12 |
| UNAUTHORIZED USE OF MOTOR VEHICLE | 0 | 0 | | 0 | 1 |
| WEAPONS:CCW, POSSESSING, ETC. | 0 | 0 | | 0 | 2 |
| ALL OTHER OFFENSES EXCEPT TRAFFIC | 0 | 3 | | 0 | 2 |
| TOTAL | 32 | 94 | | 25 | 107 |

ADULT ARREST SUMMARY

| ACTUAL NUMBER OF ADULTS ARRESTED | JULY-SEPT 2008 TOTAL | 2008 TOTAL | vs. | JULY-SEPT 2007 TOTAL | 2007 TOTAL |
|----------------------------------|-------------------------|---------------|-----|-------------------------|---------------|
| TOTAL | 81 | 298 | | 121 | 337 |

| BREAKDOWN OF CHARGES | JULY-SEPT 2008 TOTAL | 2008 TOTAL | vs. | JULY-SEPT 2007 TOTAL | 2007 TOTAL |
|-----------------------------------|-------------------------|---------------|-----|-------------------------|---------------|
| AGG MENACING | 1 | 5 | | 1 | 2 |
| AGGRAVATED ASSAULT | 0 | 0 | | 0 | 1 |
| ASSAULT | 4 | 7 | | 3 | 4 |
| AUTO VEHICLE THEFT | 0 | 1 | | 0 | 2 |
| CHILD ENDANGERING | 0 | 1 | | 3 | 5 |
| CPO/TPO VIOLATION | 0 | 2 | | 0 | 3 |
| CRIMINAL DAMAGING | 0 | 1 | | 1 | 1 |
| CRIMINAL MISCHIEF | 0 | 2 | | 0 | 0 |
| CRIMINAL TRESPASS | 1 | 2 | | 1 | 2 |
| DESTRUCTION TO PROPERTY | 1 | 1 | | 0 | 0 |
| DISCHARGING FIREARMS | 0 | 1 | | 0 | 0 |
| DOC | 0 | 3 | | 0 | 0 |
| DOC/FIGHTING | 0 | 1 | | 0 | 0 |
| DOC/INTOX | 1 | 2 | | 2 | 4 |
| DOMESTIC VIOLENCE/ASSAULT | 8 | 24 | | 9 | 18 |
| DOMESTIC VIOLENCE/MENACING | 2 | 10 | | 1 | 4 |
| DRUG ABUSE | 3 | 11 | | 2 | 6 |
| DRUG PARAPHERNALIA | 5 | 16 | | 4 | 9 |
| DUS | 2 | 15 | | 8 | 25 |
| FALSIFICATION | 2 | 2 | | 0 | 0 |
| FLEEING | 0 | 0 | | 1 | 2 |
| FORGERY AND COUNTERFEITING | 2 | 2 | | 1 | 4 |
| FRAUD | 0 | 0 | | 1 | 1 |
| FTA ARREST/WARRANT | 33 | 108 | | 24 | 102 |
| FTC ARREST/WARRANT | 0 | 0 | | 0 | 1 |
| GSI (GROSS SEXUAL IMPOSITION) | 0 | 2 | | 0 | 0 |
| IMPROPER HANDLING OF FIREARMS | 0 | 0 | | 0 | 1 |
| LIQUOR LAWS | 0 | 5 | | 0 | 0 |
| MENACING | 0 | 0 | | 1 | 1 |
| MINOR CONSUMPTION | 3 | 12 | | 2 | 3 |
| MINOR POSSESSION | 0 | 3 | | 0 | 1 |
| OBSTRUCTING OFFICIAL BUSINESS | 0 | 1 | | 1 | 2 |
| OBSTRUCTION | 1 | 1 | | 0 | 0 |
| OMVUAC | 1 | 2 | | 0 | 0 |
| OMVUAC PER SE | 2 | 2 | | 0 | 0 |
| OPEN CONTAINER | 1 | 2 | | 0 | 0 |
| OTHER ASSAULTS | 0 | 1 | | 0 | 0 |
| OVI (DUI, OMVI, etc) | 21 | 109 | | 59 | 155 |
| OVI PER SE (aka OMVI PER SE) | 5 | 31 | | 25 | 68 |
| OVI REFUSAL | 4 | 18 | | 4 | 20 |
| PASSING BAD CHECKS | 2 | 4 | | 1 | 2 |
| PCT | 0 | 0 | | 0 | 1 |
| PHYSICAL CONTROL | 0 | 3 | | 1 | 2 |
| POSS/OPIUM, COCAINE, HEROIN, ETC. | 0 | 2 | | 1 | 1 |
| POSS/SYNTHETIC/MANUFACTURED-DRUGS | 0 | 1 | | 0 | 0 |
| PUBLIC INDECENCY | 0 | 0 | | 1 | 1 |
| RESISTING ARREST | 1 | 1 | | 1 | 3 |
| ROBBERY | 2 | 3 | | 3 | 6 |
| RSP | 2 | 4 | | 1 | 7 |

ADULT ARREST SUMMARY

| ACTUAL NUMBER OF ADULTS ARRESTED | JULY-SEPT 2008 TOTAL | 2008 TOTAL | vs. | JULY-SEPT 2007 TOTAL | 2007 TOTAL |
|---|---------------------------------|-----------------------|------------|---------------------------------|-----------------------|
| TOTAL | 81 | 298 | | 121 | 337 |

| BREAKDOWN OF CHARGES | JULY-SEPT 2008 TOTAL | 2008 TOTAL | vs. | JULY-SEPT 2007 TOTAL | 2007 TOTAL |
|-------------------------------------|---------------------------------|-----------------------|------------|---------------------------------|-----------------------|
| SEX OFFENSES (except Rape & prost.) | 0 | 1 | | 0 | 0 |
| SOLICITOR W/O PERMIT | 0 | 0 | | 2 | 4 |
| STALKING/MENACING BY STALKING | 0 | 0 | | 0 | 1 |
| TELEPHONE HARASSMENT/HARASSING CALL | 0 | 0 | | 2 | 2 |
| THEFT-LARCENY/NON MOTOR VEHICLE | 2 | 11 | | 4 | 8 |
| TOBACCO LAW | 1 | 1 | | 0 | 0 |
| UNAUTHORIZED USE OF MOTOR VEHICLE | 1 | 2 | | 0 | 0 |
| VANDALISM | 1 | 1 | | 0 | 0 |
| WEAPONS:CCW, POSSESSING, ETC. | 1 | 2 | | 1 | 2 |
| TOTAL | 116 | 442 | | 172 | 487 |

JUVENILE ARREST SUMMARY

| ACTUAL NUMBER OF JUVENILES ARRESTED | JULY-SEPT 2008 TOTAL | 2008 TOTAL | VS. | JULY-SEPT 2007 TOTAL | 2007 TOTAL |
|--|---------------------------------|-----------------------|------------|---------------------------------|-----------------------|
| TOTAL | 54 | 173 | | 68 | 192 |

| BREAKDOWN OF CHARGES | JULY-SEPT 2008 TOTAL | 2008 TOTAL | VS. | JULY-SEPT 2007 TOTAL | 2007 TOTAL |
|---------------------------------------|---------------------------------|-----------------------|------------|---------------------------------|-----------------------|
| AGG MENACING | 0 | 0 | | 0 | 3 |
| AGGRAVATED ASSAULT | 0 | 0 | | 1 | 1 |
| ARSON | 0 | 0 | | 1 | 1 |
| ASSAULT | 0 | 13 | | 2 | 10 |
| AUTO VEHICLE THEFT | 0 | 4 | | 0 | 1 |
| CONT'G TO DELINQ. OF MINOR | 0 | 2 | | 0 | 1 |
| COUNTERFEITING | 0 | 0 | | 0 | 1 |
| CRIMINAL DAMAGING | 1 | 5 | | 0 | 0 |
| CRIMINAL MISCHIEF | 2 | 3 | | 1 | 3 |
| CRIMINAL TRESPASS | 0 | 0 | | 2 | 2 |
| CURFEW AND LOITERING LAW VIOLATIONS | 34 | 45 | | 28 | 67 |
| DANGEROUS ORDINANCE | 0 | 0 | | 0 | 1 |
| DISCHARGING FIREARMS | 0 | 0 | | 0 | 1 |
| DOC | 3 | 30 | | 1 | 8 |
| DOC/FIGHTING | 0 | 8 | | 0 | 6 |
| DOC/INTOX | 0 | 1 | | 1 | 1 |
| DOMESTIC VIOLENCE/ASSAULT | 0 | 4 | | 1 | 3 |
| DOMESTIC VIOLENCE/MENACING | 0 | 1 | | 0 | 0 |
| DRUG ABUSE | 2 | 12 | | 4 | 17 |
| DRUG PARAPHERNALIA | 3 | 14 | | 4 | 13 |
| FALSIFICATION | 2 | 5 | | 0 | 3 |
| FIREWORKS ORDINANCE | 0 | 0 | | 3 | 3 |
| FORCIBLE RAPE | 0 | 1 | | 0 | 0 |
| FORGERY AND COUNTERFEITING | 0 | 0 | | 0 | 1 |
| FTA ARREST/WARRANT | 0 | 1 | | 0 | 0 |
| GSI (GROSS SEXUAL IMPOSITION) | 0 | 1 | | 0 | 0 |
| INDECENT EXPOSURE/PUBLIC INDECENCY | 0 | 0 | | 0 | 1 |
| INDUCING PANIC | 0 | 0 | | 0 | 3 |
| LIQUOR LAWS | 0 | 0 | | 0 | 1 |
| LIQUOR LAWS/LIQUOR CONSUMP MV | 0 | 1 | | 0 | 0 |
| LITTERING | 0 | 0 | | 0 | 2 |
| MENACING | 1 | 3 | | 1 | 1 |
| MINOR CONSUMPTION | 11 | 27 | | 23 | 50 |
| MINOR POSSESSION | 0 | 7 | | 0 | 3 |
| OBSTRUCTING OFFICIAL BUSINESS | 1 | 3 | | 1 | 5 |
| OMVJAC | 0 | 0 | | 0 | 1 |
| OMVJAC PER SE | 0 | 0 | | 0 | 1 |
| OPEN CONTAINER | 0 | 0 | | 1 | 2 |
| OVI (DUI, OMVI,etc) | 0 | 0 | | 1 | 3 |
| PHYSICAL CONTROL | 0 | 1 | | 0 | 0 |
| POSS/SYNTHETIC/MANUFACTURED-DRUGS | 0 | 2 | | 0 | 0 |
| RESISTING ARREST | 0 | 1 | | 1 | 2 |
| RSP | 1 | 4 | | 6 | 9 |
| SEX OFFENSES/EXCEPT RAPE/PROSTITUTION | 0 | 0 | | 0 | 1 |
| TELEPHONE HARASSMENT/HARASSING CALL | 1 | 1 | | 0 | 1 |
| THEFT-LARCENY/NON MOTOR VEHICLE | 2 | 9 | | 4 | 13 |
| TOBACCO LAW | 1 | 8 | | 6 | 13 |
| UNRULY | 0 | 0 | | 1 | 1 |
| WEAPONS:CCW, POSSESSING, ETC. | 0 | 4 | | 0 | 2 |

| | | | | | |
|--------------|-----------|------------|--|-----------|------------|
| TOTAL | 65 | 221 | | 94 | 262 |
|--------------|-----------|------------|--|-----------|------------|

ACCIDENTS

| TYPE OF ACCIDENT | JULY-SEPT 2008 TOTAL | 2008 TOTAL | VS. | JULY-SEPT 2007 TOTAL | 2007 TOTAL |
|----------------------------------|---------------------------------|-----------------------|------------|---------------------------------|-----------------------|
| FATAL | 0 | 3 | | 0 | 2 |
| FATAL PRIVATE PROPERTY | 0 | 1 | | 0 | 0 |
| PROPERTY DAMAGE | 133 | 395 | | 132 | 342 |
| HIT SKIP | 1 | 4 | | 4 | 13 |
| PRIVATE PROPERTY | 41 | 128 | | 26 | 70 |
| PRIVATE PROPERTY HIT SKIP | 4 | 6 | | 0 | 3 |
| INJURY ACCIDENT | 50 | 228 | | 76 | 191 |
| INJURY HIT SKIP | 0 | 1 | | 0 | 1 |
| PRIVATE PROPERTY INJURY | 2 | 12 | | 1 | 5 |
| PRIVATE PROPERTY INJURY HIT SKIP | 0 | 2 | | 0 | 0 |
| TOTALS | 231 | 780 | | 239 | 627 |

ACCIDENT ANALYSIS

July - September 2008

July 1, 2008 through September 30, 2008 there were 231 reported traffic accidents, resulting in an average 2.51 accidents per day. Compared to 2007, accidents decreased 3.35% (2008 = 231; 2007 = 239).

Property damage accidents (134) accounted for the majority of accidents; 58.01% of the total. Personal injury accidents accounted for 22.51% with 52 reports being filed. Private property collisions accounted for 45 (19.48%) reports being filed.

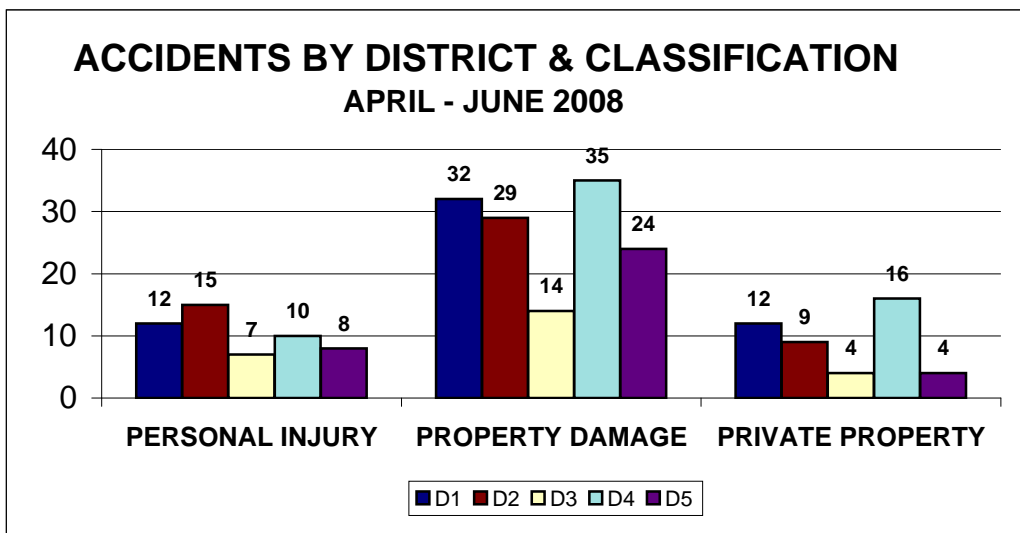
District 4 experienced the majority of accidents (60 or 25.97%). The second district with the most activity was District 1 (57 accidents or 24.68%). There were 54 collisions in District 2 (23.38%), 24 collisions in District 3 (10.39%) and in District 5, 36 accidents (15.58%). The busiest day of the week for accident activity for the reporting period was Tuesday with 45 accidents (19.48%) reported. The second busiest day was Thursday with 40 accidents (17.32%) reported. Accident activity for the remaining days of the week were as follows: Sunday = 14 (6.06%); Monday = 30 (12.99%); Wednesday = 36 (15.58%); Friday = 34 (14.72%); and Saturday = 32 (13.85%).

The most frequent contributing factor was Following Too Closely, which accounted for 66 or 28.57% of the accidents. The busiest time of day for accident activity was between Noon-1PM and 1PM-2PM with 21 each (9.09%) accidents.

Four (4) crashes were identified as having been alcohol related (1.73%). The drivers in these accidents were arrested and charged with OVI. One hundred fifty-six (156) citations were issued to at fault drivers as a result of their accidents (67.53%).

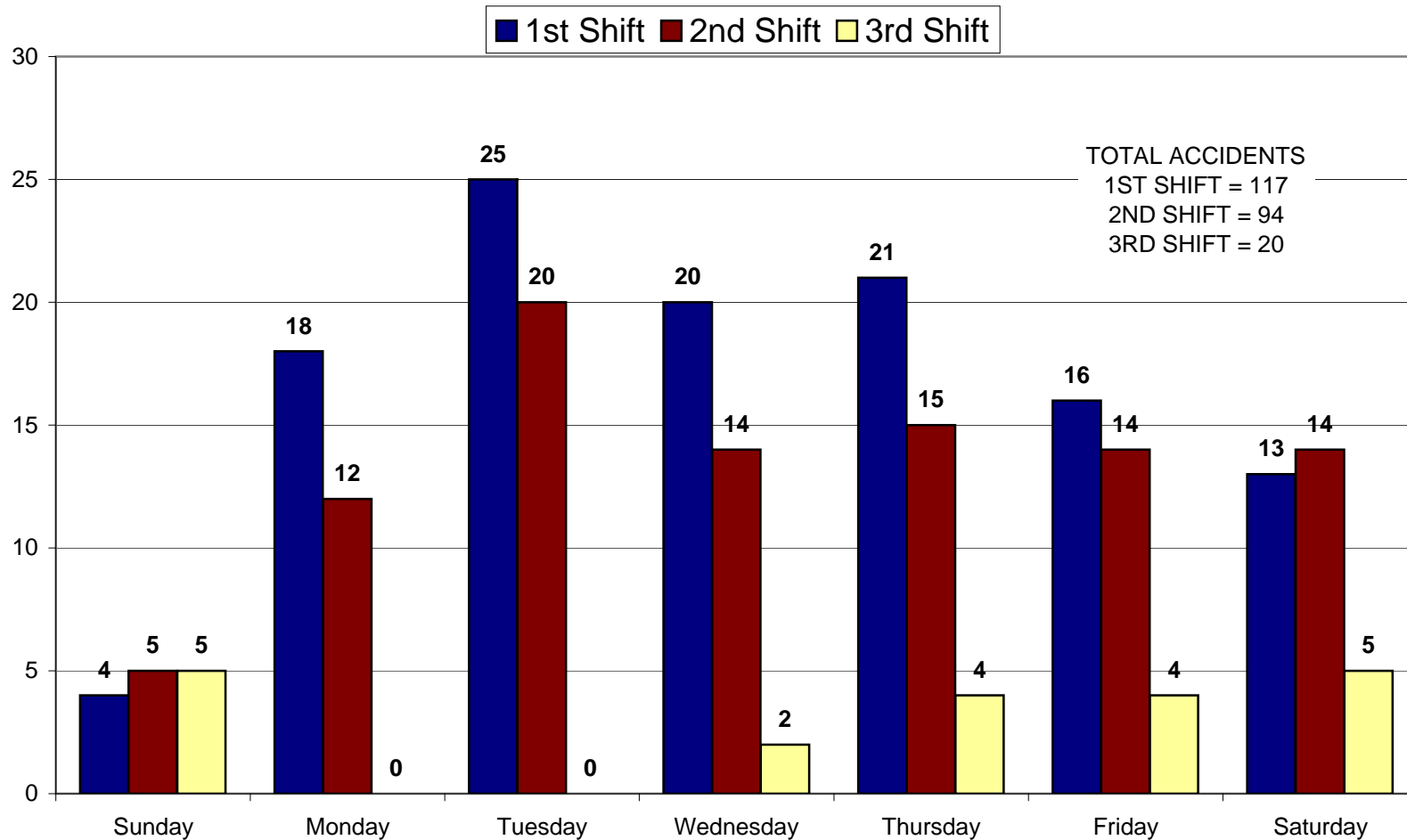
ACCIDENTS BY DISTRICT & CLASSIFICATION

| DISTRICT | PERSONAL INJURY | PROPERTY DAMAGE | PRIVATE PROPERTY | TOTAL |
|----------|-----------------|-----------------|------------------|-------|
| D1 | 12 | 32 | 12 | 56 |
| D2 | 15 | 29 | 9 | 53 |
| D3 | 7 | 14 | 4 | 25 |
| D4 | 10 | 35 | 16 | 61 |
| D5 | 8 | 24 | 4 | 36 |
| TOTAL | 52 | 134 | 45 | 231 |



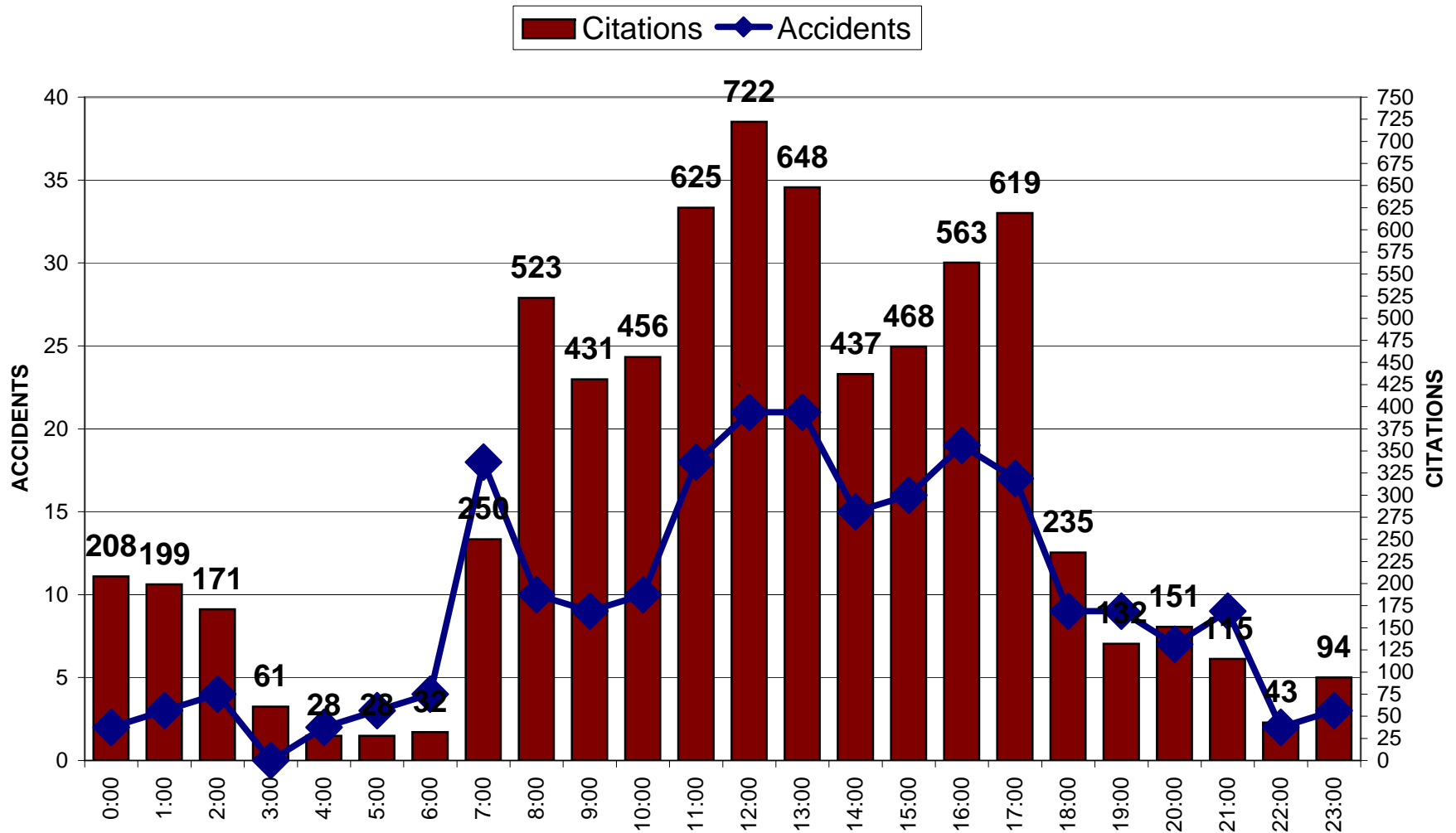
ACCIDENTS BY DAY OF WEEK & SHIFT

JULY 1 - SEPTEMBER 30, 2008



ACCIDENTS & CITATIONS BY HOUR

JULY 1 - SEPTEMBER 30, 2008



ACCIDENT ANALYSIS

January - September 2008

January 1, 2008 through September 30, 2008 there were 780 reported traffic accidents, resulting in an average 2.85 accidents per day. Compared to 2007, accidents increased 24.40% (2008 = 780; 2007 = 627).

Personal injury accidents (247) accounted for 31.67% of the total. Property damage accidents accounted for the majority of our activity with 399 reports being filed (51.15%). Private property collisions accounted for 134 (17.18%) reports being filed.

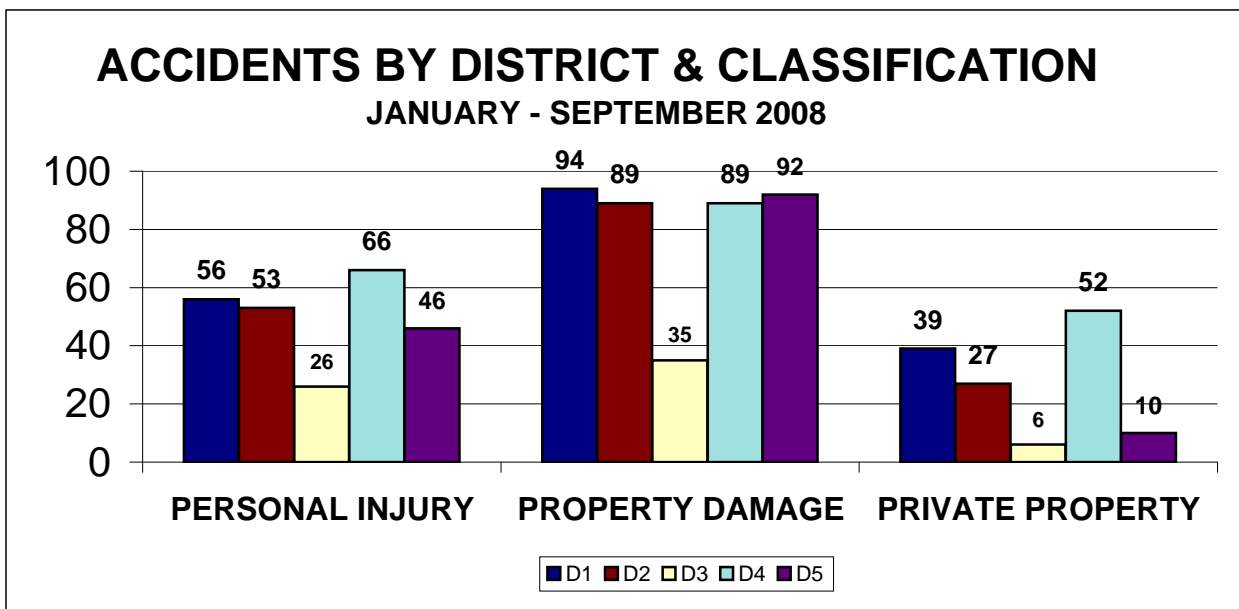
District 4 experienced the majority of accidents (206 or 26.41%). The second district with the most activity was District 1 (190 accidents or 24.36%). There were 170 collisions in District 2 (21.80%), 66 collisions in District 3 (8.46%) and in District 5, 148 accidents (18.97%). The busiest day of the week for accident activity for the reporting period was Wednesday with 141 accidents (18.08%) reported. The second busiest day was Thursday with 135 accidents (17.31%) reported. Accident activity for the remaining days of the week were as follows: Sunday = 44 (5.64%); Monday = 112 (14.36%); Tuesday = 125 (16.03%); Friday = 128 (16.41%); and Saturday = 95 (12.18%).

The most frequent contributing factor was Following Too Closely, which accounted for 212 or 27.18% of the accidents. The next most recurrent contributing factor was None accounting for 117 or 15.00% of the accidents for the reporting period followed closely by Failure To Control with 107 or 13.72. The busiest time of day for accident activity was between 5PM-6PM with 72 (9.23%) accidents.

Nineteem (19) crashes were identified as having been alcohol related (2.44%). The drivers in these accidents were arrested and charged with OVI. Five hundred fifteen (515) citations were issued to at fault drivers as a result of their accidents (66.03%).

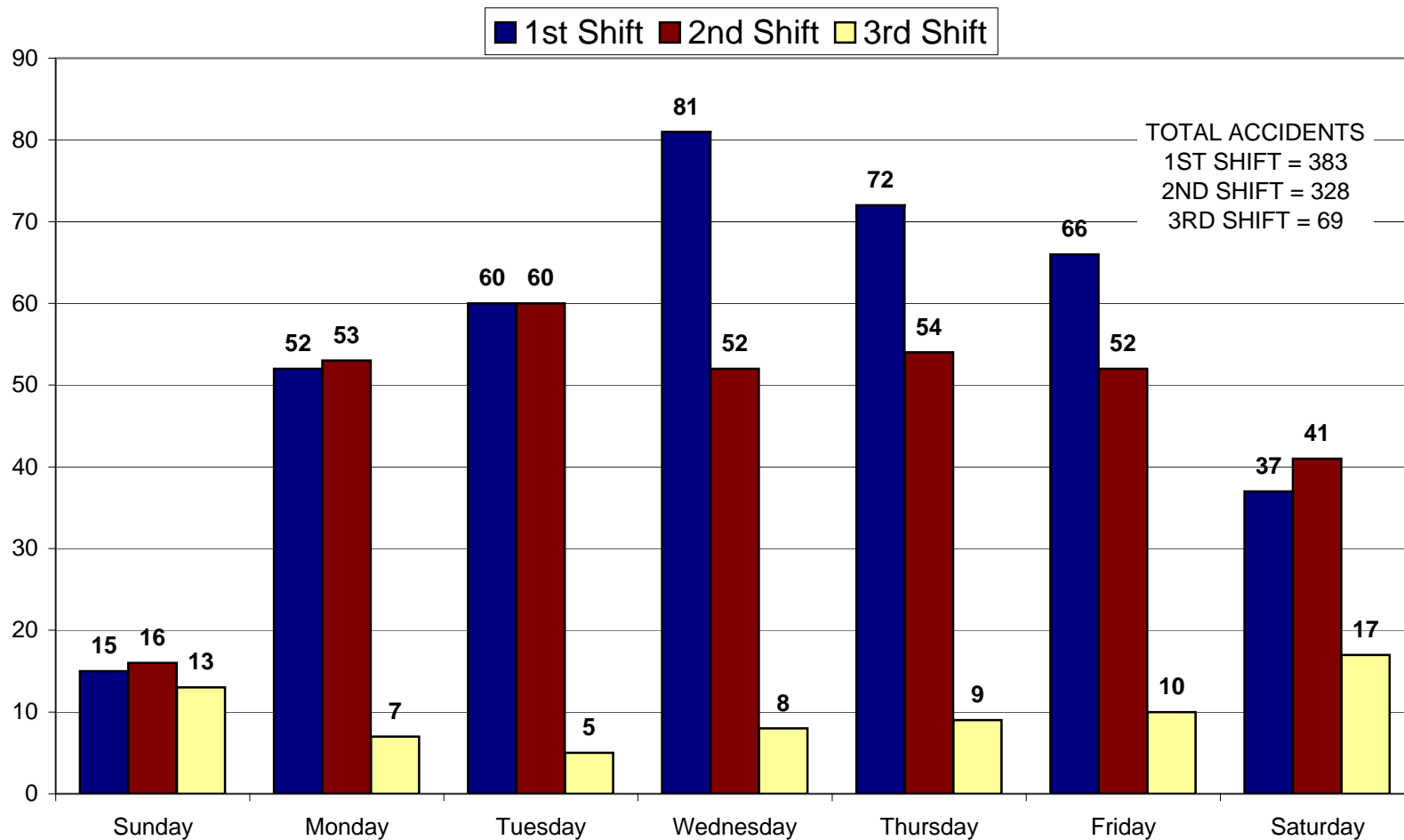
ACCIDENTS BY DISTRICT & CLASSIFICATION

| DISTRICT | PERSONAL INJURY | PROPERTY DAMAGE | PRIVATE PROPERTY | TOTAL |
|--------------|-----------------|-----------------|------------------|------------|
| D1 | 56 | 94 | 39 | 189 |
| D2 | 53 | 89 | 27 | 169 |
| D3 | 26 | 35 | 6 | 67 |
| D4 | 66 | 89 | 52 | 207 |
| D5 | 46 | 92 | 10 | 148 |
| TOTAL | 247 | 399 | 134 | 780 |



ACCIDENTS BY DAY OF WEEK & SHIFT

JANUARY 1 - SEPTEMBER 30, 2008



ACCIDENTS & CITATIONS BY HOUR

JANUARY 1 - SEPTEMBER 30, 2008

Citations Accidents

